



Ammonia effect on hydrogenotrophic methanogens and syntrophic acetate oxidizing bacteria

Wang, Han; Fotidis, Ioannis; Angelidaki, Irini

Publication date:
2015

Document Version
Publisher's PDF, also known as Version of record

[Link back to DTU Orbit](#)

Citation (APA):
Wang, H., Fotidis, I., & Angelidaki, I. (2015). *Ammonia effect on hydrogenotrophic methanogens and syntrophic acetate oxidizing bacteria*. Poster session presented at 14th World Congress of Anaerobic Digestion, Chile.

General rights

Copyright and moral rights for the publications made accessible in the public portal are retained by the authors and/or other copyright owners and it is a condition of accessing publications that users recognise and abide by the legal requirements associated with these rights.

- Users may download and print one copy of any publication from the public portal for the purpose of private study or research.
- You may not further distribute the material or use it for any profit-making activity or commercial gain
- You may freely distribute the URL identifying the publication in the public portal

If you believe that this document breaches copyright please contact us providing details, and we will remove access to the work immediately and investigate your claim.

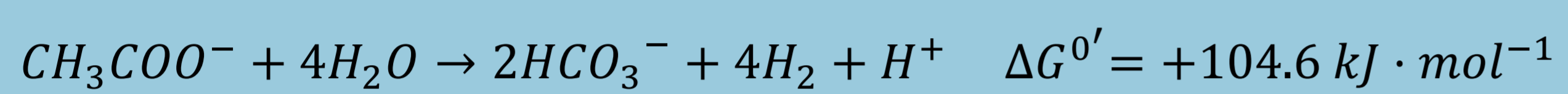
Ammonia effect on hydrogenotrophic methanogens and syntrophic acetate oxidizing bacteria



H. Wang, I. A. Fotidis, I. Angelidaki*
Corresponding Author: Iriani Angelidaki (iria@env.dtu.dk)

Introduction

Substrates that contain high ammonia levels can cause inhibition on the anaerobic digestion process and suboptimal biogas production. Aceticlastic methanogenic pathway has been proven to be more sensitive to ammonia toxicity effect compared to hydrogenotrophic methanogenic coupled by syntrophic acetate oxidation (SAO) pathway. Specifically, there are two steps in SAO pathway:



Aim & objectives

So far, information about the effect of different ammonia levels on the syntrophic cultivation of SAOB and hydrogenotrophic methanogens are still lacking. Therefore, the aim of the current study was to assess the effects of different ammonia levels on pure strains of SAOB and hydrogenotrophic methanogens.

Materials & methods

Two hydrogenotrophic methanogens (*Methanoculleus bourgensis* MS2: mesophilic *Methanoculleus thermophilus* UCLA: thermophilic) and two SAO bacteria (*Tepidanaerobacter acetatoxydans*: mesophilic, *Thermacetogenium phaeum* strain PB: thermophilic) were used as inocula in the experiments.

Materials & methods



All hydrogenotrophic methanogens and SAO bacteria were cultivated under **four different ammonia and free ammonia concentrations**.

A **gas mixture of H₂ and CO₂** (2 bar, 80%/20%) was introduced into the batch bottles headspace as substrate for the **hydrogenotrophic methanogens**.

Glucose (1.8 g L⁻¹) and **methanol** (3 g L⁻¹) were used as carbon source for *T. acetatoxydans* and *T. phaeum*, respectively.

Results

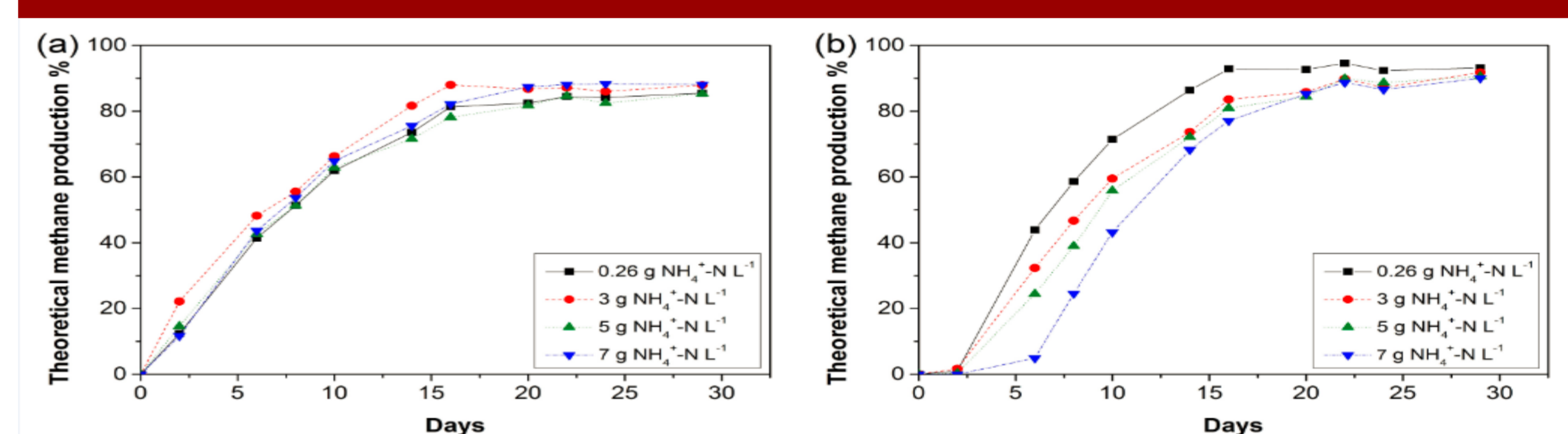


Figure 1. The accumulative production of a) *M. bourgensis* and b) *M. thermophilus*

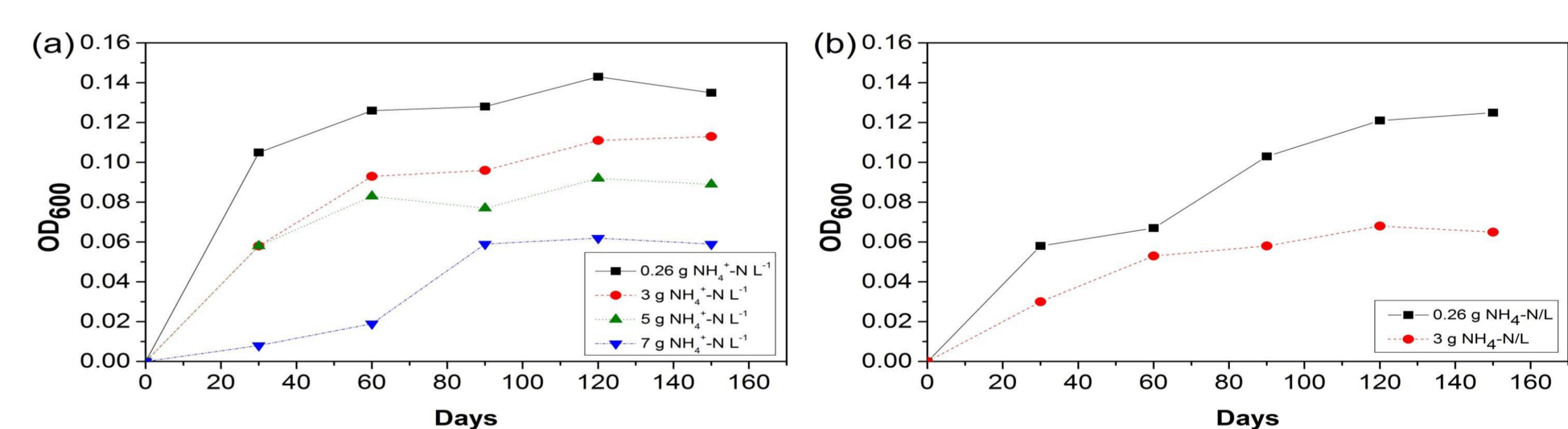


Figure 2. The OD₆₀₀ of a) *T. acetatoxydans* and b) *T. phaeum*

Results

The methane production for *M. bourgensis* was not significantly ($p > 0.05$) affected by the increased ammonia levels (Figure 1a). On contrary, methane production of *M. thermophilus* was only slightly but significantly ($p < 0.05$) decreased, while the ammonia levels were increased (Figure 1b). This small inhibitory effect could be attributed to the higher free ammonia concentrations.

The growth of SAO bacteria suffered a significant ($p < 0.05$) inhibition as the ammonia concentrations were increased (Figure 2), although *T. acetatoxydans* was able to grow at 7 g NH₄⁺-N/L although at much reduced rate. On contrary, the OD₆₀₀ of *T. phaeum* was below detection limits at 5 and 7 g NH₄⁺-N/L (Figure 2b) indicating a complete inhibition most probably caused by the high free ammonia levels.

Conclusions

Hydrogenotrophic methanogens could be equally, if not more, tolerant to high ammonia concentrations compared to SAO bacteria.

Thus, **it seems that hydrogenotrophic methanogens and not the SAO microorganisms are microorganisms determining whether biomethanation would be possible under high ammonia concentrations.**

Acknowledgments

Support by Energinet.dk under the project framework ForskEL "MicrobStopNH₃-Innovative bioaugmentation strategies to tackle ammonia inhibition in AD process" (program no. 2015-12327).

