



Tandem Mannich/Diels–Alder reactions for the synthesis of indole compound libraries

Wu, Peng; Petersen, Michael Åxman; Petersen, Rico; Flagstad, Thomas; Guilleux, Rachel ; Ohsten Rasmussen, Martin; Morgentin, Rémy; Nielsen, Thomas Eiland; Clausen, Mads Hartvig

Published in:
RSC Advances

Link to article, DOI:
[10.1039/C6RA08786H](https://doi.org/10.1039/C6RA08786H)

Publication date:
2016

Document Version
Publisher's PDF, also known as Version of record

[Link back to DTU Orbit](#)

Citation (APA):
Wu, P., Petersen, M. Å., Petersen, R., Flagstad, T., Guilleux, R., Ohsten Rasmussen, M., Morgentin, R., Nielsen, T. E., & Clausen, M. H. (2016). Tandem Mannich/Diels–Alder reactions for the synthesis of indole compound libraries. *RSC Advances*, 2016(6), 46654-46657. <https://doi.org/10.1039/C6RA08786H>

General rights

Copyright and moral rights for the publications made accessible in the public portal are retained by the authors and/or other copyright owners and it is a condition of accessing publications that users recognise and abide by the legal requirements associated with these rights.

- Users may download and print one copy of any publication from the public portal for the purpose of private study or research.
- You may not further distribute the material or use it for any profit-making activity or commercial gain
- You may freely distribute the URL identifying the publication in the public portal

If you believe that this document breaches copyright please contact us providing details, and we will remove access to the work immediately and investigate your claim.

CrossMark
click for updatesCite this: *RSC Adv.*, 2016, 6, 46654Received 5th April 2016
Accepted 2nd May 2016

DOI: 10.1039/c6ra08786h

www.rsc.org/advances

Tandem Mannich/Diels–Alder reactions for the synthesis of indole compound libraries†

Peng Wu,^{‡a} Michael Åxman Petersen,^{‡a} Rico Petersen,^a Thomas Flagstad,^a Rachel Guilleux,^b Martin Ohsten,^b Rémy Morgentin,^b Thomas E. Nielsen^{*ac} and Mads H. Clausen^{*ad}

A tandem Mannich/Diels–Alder sequence for the synthesis of small-molecule libraries with an indolyl-octahydro-3*a*,6-epoxy-indole core structure is demonstrated in this study. Representative diversification examples based on this scaffold were performed, and a library is being produced within the European Lead Factory (ELF) Consortium.

A large portion of pharmaceutically active compounds and approved drugs,¹ including all small-molecule kinase inhibitors approved by the FDA so far,^{2,3} are structurally dependent on heterocyclic scaffolds.⁴ The indole core structure is embedded in a plethora of compounds, which exhibit a broad range of biological activities, such as anticancer,⁵ antibacterial,⁶ anti-inflammatory,⁷ and anti-HIV,⁸ and is clearly one of the most intensively studied heterocyclic scaffolds.⁹ In fact, indole or fused indole moieties are present in more than 50 FDA-approved small-molecule drugs and countless biologically active compounds currently in clinical or preclinical development.¹ Due to the fact that present drug discovery efforts tend to focus on a limited number of scaffolds, there is a growing interest within the chemical and pharmaceutical communities to develop synthetic approaches towards small-molecule libraries that also incorporate new scaffolds.¹⁰ Properties relating to lipophilicity, fraction of sp³-hybridised carbon atoms, ratio of chiral/non-chiral centers, and drug-likeness parameters differentiate these newly sought-after scaffolds from most traditional aromatic scaffolds. It is expected that the

exploitation of new chemical space represented by these new scaffolds will be associated with novel physico-chemical properties and potentially useful biological effects.¹¹

The synthesis of biologically active and structurally diverse small molecule libraries is a current focus of our group.^{12–14} As a continuation of our efforts to synthesize indole derivatives,¹⁵ the amine protected compounds **1** with an indolyl-hexahydroepoxyindole core was designed. This scaffold has previously been synthesized employing an intramolecular Diels–Alder reaction^{16–18} and is virtually unexplored biologically. We envisioned its formation through a convenient tandem Mannich/Diels–Alder reaction sequence. Subsequent cycles of deprotection and functionalization lead to indole compounds **3** with an octahydro-3*a*,6-epoxyindole core and three sites for diversification: one introduced intrinsically by the indole component, in addition to a primary amine and a secondary amine for further decoration (Fig. 1). In the present work, we describe the synthesis of a small-molecule library based on this indolyl-octahydroepoxyindole scaffold (**3**), which combines a bicyclic aromatic indole with a tricyclic aliphatic 3*a*,6-epoxy-

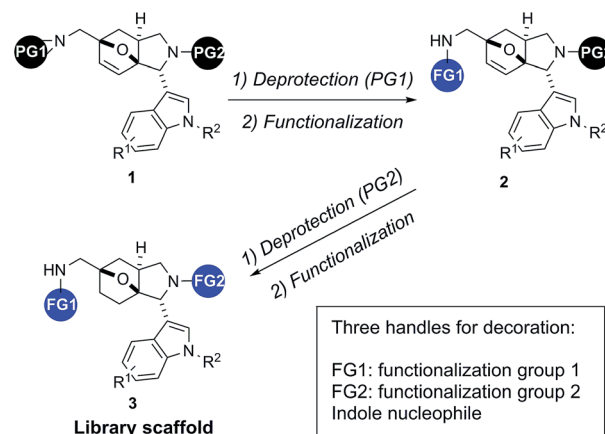


Fig. 1 Production of indole compounds **3** through cycles of deprotection and functionalization.

^aDepartment of Chemistry, Technical University of Denmark, DK-2800, Kgs. Lyngby, Denmark. E-mail: ten@kemi.dtu.dk; mh@kemi.dtu.dk

^bEDELIS, 115 Avenue Lacassagne, 69003 Lyon, France

^cSingapore Centre on Environmental Life Science Engineering, Nanyang Technological University, 637551, Singapore

^dCenter for Nanomedicine and Theranostics, Technical University of Denmark, DK-2800, Kgs. Lyngby, Denmark

† Electronic supplementary information (ESI) available: General methods, experimental procedures including the two deprotection steps, characterization data, ¹H and ¹³C NMR spectra. See DOI: 10.1039/c6ra08786h

‡ Authors contributed equally.



isoindole ring, the latter displaying a high F_{sp^3} value and several chiral centers.

The synthesis of substrate **4** for the Mannich/Diels–Alder reaction was achieved by protection of furfurylamine **5**, followed by formylation using phosphoryl chloride in DMF to give aldehyde **8**,¹⁹ which readily reacted with allylamine to afford the Schiff base **4** in high yield (Fig. 2).

In initial experiments with the one-pot Mannich/Diels–Alder reaction sequence, indole was employed as the C-nucleophile in THF at 70 °C, together with CBzCl, to give the amino-protected compound **1b** in 56% yield (entry 1, Table 1). This process is easily applicable to other indole nucleophiles, substituted with either electron-withdrawing or electron-donating groups, affording the corresponding tricyclic **3a,6**-epoxyisoindole derivatives **1a** and **1c–e** in good yields ranging from 59 to 72% (Table 1, entries 1 and 3–6). Attempts to use other C-nucleophilic aromatic systems, such as 1,3-dimethoxybenzene, 1*H*-pyrrolo[2,3-*b*]pyridine, 1*H*-indazole, and thiophene, in this one-pot process led to intractable mixtures with little or no trace of Diels–Alder product (Table 1, entries 6–9). The reaction was monitored by LC-MS, where Mannich intermediates **9a–e** could be observed, as detected by a significant $[M + Na^+]$ peak, while the Diels–Alder products **1a–e** were characterized by a significant $[M + H^+]$ peak. The relative stereochemistry was determined by NOESY analysis. Although compounds **1** were obtained as racemates, it is noteworthy to mention the possibility of accessing both enantiomers, through either chiral preparative HPLC or enantioselective Diels–Alder reactions,^{20,21} during lead optimization of identified hits.

Removal of the phthalimido protecting group of **1a–e** with hydrazine and hydrochloric acid in methanol afforded the corresponding compounds with a primary amine handle, which was subjected to a subsequent round of diversification steps. Selected modification examples include sulfonylation with 4-(trifluoromethyl)benzene sulfonyl chloride to give **2a**, TBTU-mediated acylation with cyclopropanecarboxylic acid to give **2b**, urea-formation using phenyl isocyanate to give **2c**, and acylation with cyclohexanecarbonyl chloride to give **2d** (Fig. 3).

Cbz-deprotection of **2a–d** was carried out under reducing condition using 10% Pd/C and a hydrogen atmosphere. However, except in the case of *N*-methyl indole substituted compound **2a**, epimerization at the 3-CH-indole position with varied ratio ranging from 9 : 1 to 3 : 2 was observed during the deprotection for compounds **2b–d**. The crude compound was

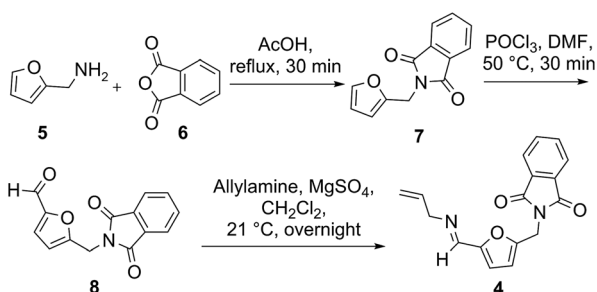


Fig. 2 Synthesis of substrate **4** for the Mannich/Diels–Alder reaction.

Table 1 One-pot Mannich/Diels–Alder reaction

Entry	Nucleophile ^a	Product 1	Yield ^b
1	<i>N</i> -Methylindole	1a	59%
2	Indole	1b	56%
3	6-Fluoroindole	1c	62%
4	5-Methoxy-indole	1d	72%
5	5-Fluoroindole	1e	60%
6	1,3-Dimethoxybenzene	1f	— ^c
7	1 <i>H</i> -Pyrrolo[2,3- <i>b</i>]pyridine	1g	— ^c
8	1 <i>H</i> -Indazole	1h	— ^c
9	Thiophene	1i	— ^c

^a 4 equiv. of nucleophile was added in the reaction. ^b Isolated yield after column chromatography. ^c Intractable mixture.

simply isolated by concentration *in vacuo* and used directly in the next steps, since any attempts to purify it by column chromatography failed probably due to poor stability of the free amines.¶

The secondary amino handle was then subject to another round of diversification steps. For example, the deprotected

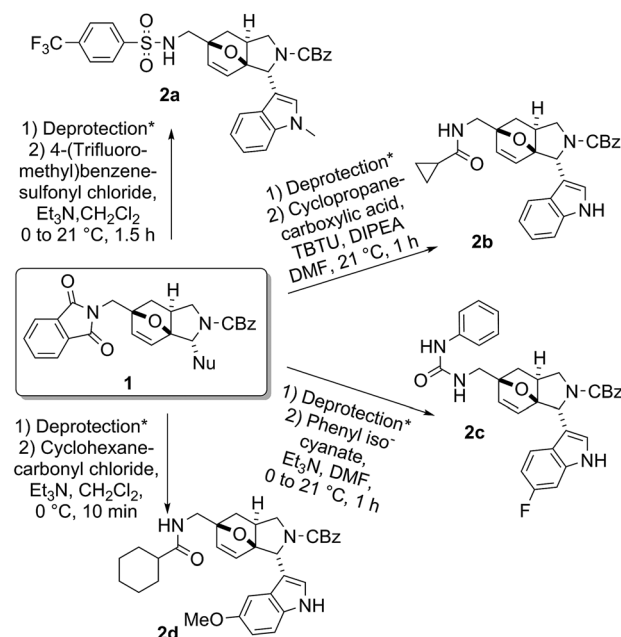


Fig. 3 Examples of functionalized compounds **2** after the first step. * Deprotection condition: hydrazine, 2 M HCl (aq.), MeOH, 21 °C, 1 h.



product of sulfonamide **2a** was converted to the bissulfonamide **3a**, alkylated compound **3b**, and urea **3c**. The deprotected product of amide **2b** was functionalized to give sulfonylated compound **3d** and acylated compound **3e** through a sulfonylation reaction and a TBTU-coupling reaction, respectively, and the free amine derived from urea compound **2c** was further functionalized to give sulfonylated compound **3f** and amide **3g** (Fig. 4).

All of the functionalized compounds **3a–g** were purified by direct preparative HPLC, which underpin the subsequent production of a screening compound library. Based on the steps of phthalimido deprotection, functionalization of primary amine, Cbz deprotection, and functionalization of the secondary amine for the synthesis of compounds with an indolyl-octahydroepoxyisoindole core, a collection of 120 compounds that resemble the structural features of compounds **3a–c** have been produced as a part of a small-molecule screening library under the ELF consortium. All produced compounds and most of the enumerated compounds are compliant with Lipinski's Rule of Five in terms of $\text{clog } P$ values and MW (Fig. 5).

Effectively, the production focused on final compounds in *N*-methyl indole series since no epimerization at the 3-CH-indole position occurred during the Cbz-deprotection step. Noteworthy, the Mannich/Diels–Alder reaction was

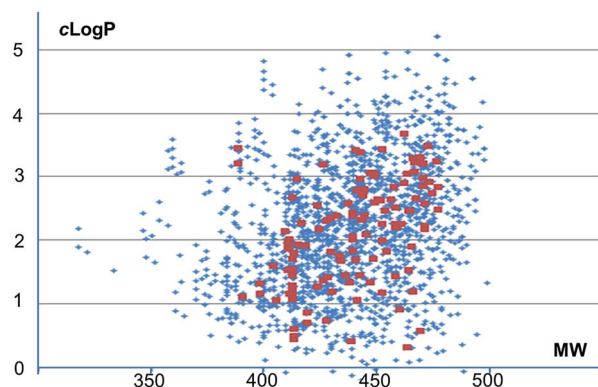


Fig. 5 Physical chemical property analysis of the produced compounds (red dots) vs. enumerated compounds in library (blue dots).

reproducible on a 0.1 mol scale with yields comparable to those shown in Table 1. To expand the library, future productions will involve additional *N*-substituted indoles. A systematic relative configuration assignment method could also be approached with the aim to include both diastereomers from *N*-unsubstituted indoles series in the library, since most of these diastereomers could be separated by preparative LCMS (C18-

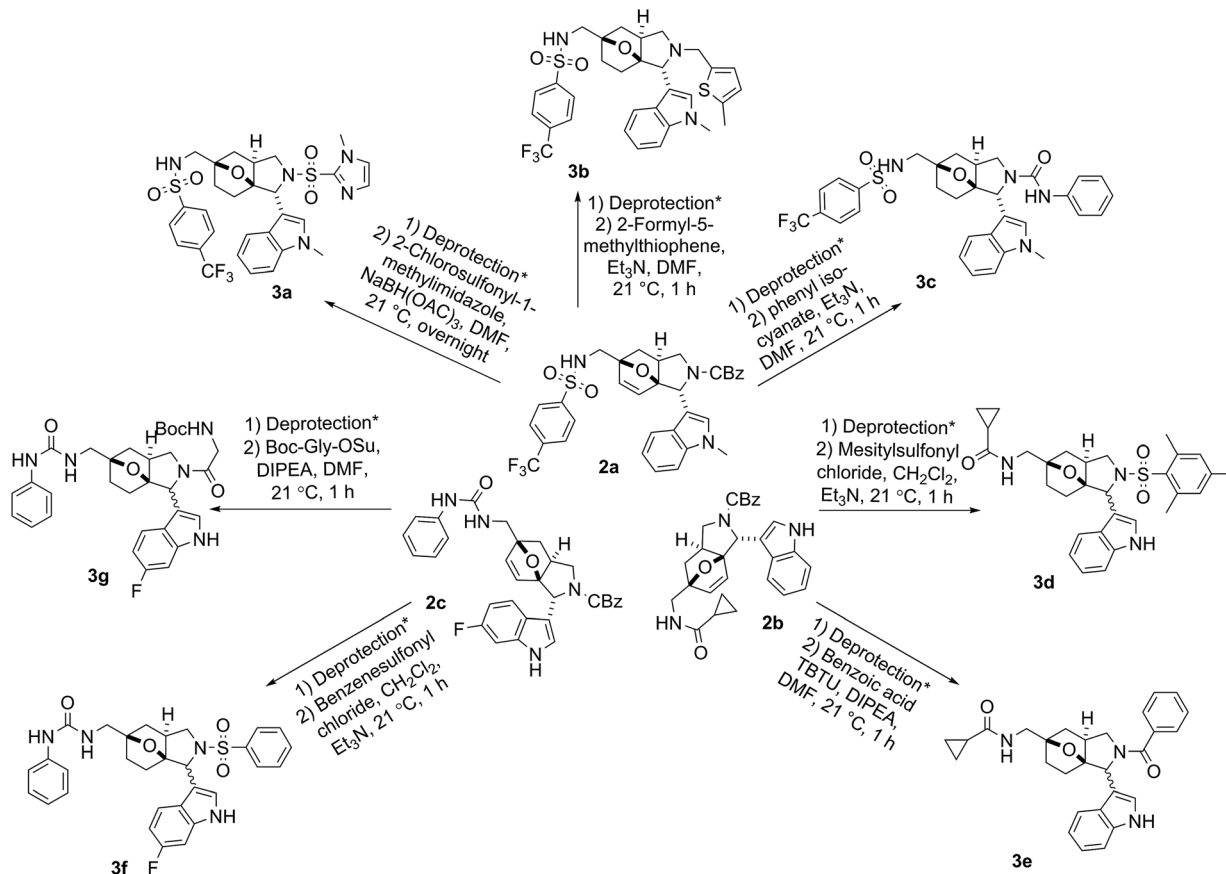


Fig. 4 Examples of validated compounds for library synthesis. * Deprotection condition: 10% Pd/C (10 mol%), H₂, MeOH, DMF, 21 °C, overnight.



phase). The goal is to access new, biologically relevant chemical scaffolds that are not represented in existing screening collections.

Conclusions

An efficient protocol for the rapid assembly of indolyl-hexahydro-3*a*,6-epoxyisindole *via* a tandem Mannich/Diels–Alder synthesis sequence has been developed in the reported study. Diversification of the indolyl-octahydroepoxyisindole core through amino group functionalization has led to the validation of 120 compounds which will be incorporated in a small-molecule library under the ELF consortium.

Acknowledgements

This research was done within the European Lead Factory and has received support from the Innovative Medicines Initiative Joint Undertaking (grant no. 115489), with financial contribution from the European Union's Seventh Framework Programme (FP7/2007–2013) and EFPIA companies' in-kind contribution. We are also grateful to the Lundbeck Foundation (R141-2013-13835), and the Technical University of Denmark for financial support. We also thank Caroline Gurcel, Luciane Adeikalam and Guillaume Ranty at Edlris for assistance in the purification of the final library compounds.

Notes and references

§ The phthalimido deprotection was also tested in MeNH₂, although the conversion was initially effective, it proved to be reversible, and it was difficult to perform the reaction with reproducible results.

¶ An alternative approach involving the removal of the Cbz protection before phthalimido deprotection led to slow reactions in both deprotection steps.

- V. Law, C. Knox, Y. Djoumbou, T. Jewison, A. C. Guo, Y. Liu, A. Maciejewski, D. Arndt, M. Wilson, V. Neveu, A. Tang, G. Gabriel, C. Ly, S. Adamjee, Z. T. Dame, B. Han, Y. Zhou and D. S. Wishart, *Nucleic Acids Res.*, 2014, **42**, D1091–D1097.
- P. Wu, T. E. Nielsen and M. H. Clausen, *Trends Pharmacol. Sci.*, 2015, **36**, 422–439.
- P. Wu, T. E. Nielsen and M. H. Clausen, *Drug Discovery Today*, 2016, **21**, 5–10.
- R. D. Taylor, M. MacCoss and A. D. G. Lawson, *J. Med. Chem.*, 2014, **57**, 5845–5859.
- C. Sherer and T. J. Snape, *Eur. J. Med. Chem.*, 2015, **97**, 552–560.
- J.-H. Lee, T. K. Wood and J. Lee, *Trends Microbiol.*, 2015, **23**, 707–718.
- N. Kaila, A. Huang, A. Moretto, B. Follows, K. Janz, M. Lowe, J. Thomason, T. S. Mansour, C. Hubeau, K. Page, P. Morgan, S. Fish, X. Xu, C. Williams and E. Saiah, *J. Med. Chem.*, 2012, **55**, 5088–5109.
- J. Wang, Y. Li, Y. Yang, J. Zhang, J. Du, S. Zhang and L. Yang, *RSC Adv.*, 2015, **5**, 78278–78298.
- S. Lancianesi, A. Palmieri and M. Petrini, *Chem. Rev.*, 2014, **114**, 7108–7149.
- J. Besnard, P. S. Jones, A. L. Hopkins and A. D. Pannifer, *Drug Discovery Today*, 2015, **20**, 181–186.
- A. Karawajczyk, F. Giordanetto, J. Benningshof, D. Hamza, T. Kalliokoski, K. Pouwer, R. Morgentin, A. Nelson, G. Müller, A. Piechot and D. Tzalis, *Drug Discovery Today*, 2015, **20**, 1310–1316.
- P. Wu, M. Å. Petersen, R. Petersen, M. O. Rasmussen, K. Bonnet, T. E. Nielsen and M. H. Clausen, *Eur. J. Org. Chem.*, 2015, 5633–5639.
- R. Petersen, A. E. Cohrt, M. Å. Petersen, P. Wu, M. H. Clausen and T. E. Nielsen, *Bioorg. Med. Chem.*, 2015, **23**, 2646–2649.
- P. Wu, M. Å. Petersen, A. E. Cohrt, R. Petersen, M. H. Clausen and T. E. Nielsen, *Eur. J. Org. Chem.*, 2015, 2346–2350.
- M. Å. Petersen, M. A. Mortensen, A. E. Cohrt, R. Petersen, P. Wu, N. Fleury-Brégeot, R. Morgentin, C. Lardy, T. E. Nielsen and M. H. Clausen, *Bioorg. Med. Chem.*, 2015, **23**, 2695–2698.
- R. Pedrosa, C. Andrés and J. Nieto, *J. Org. Chem.*, 2000, **65**, 831–839.
- C. Andrés, M. García-Valverde, J. Nieto and R. Pedrosa, *J. Org. Chem.*, 1999, **64**, 5230–5236.
- C. Andrés, G. Maestro, J. Nieto, R. Pedrosa, S. García-Granda and E. Pérez-Carreño, *Tetrahedron Lett.*, 1997, **38**, 1463–1466.
- T. A. Nevolina, T. A. Stroganova, M. V. Shevlyakov and A. V. Butin, *Chem. Heterocycl. Compd.*, 2007, **43**, 408–415.
- M. Hatano, Y. Goto, A. Izumiseki, M. Akakura and K. Ishihara, *J. Am. Chem. Soc.*, 2015, **137**, 13472–13475.
- N. Li, X. Liang and W. Su, *RSC Adv.*, 2015, **5**, 106234–106238.

