



Wireless, smartphone controlled potentiostat integrated with lab-on-disc platform

Cheng, Chung-Hsiang; Zor, Kinga; Wang, Jen-Hung; Sanger, Kuldeep; Wang, Wei-Min; Capria, Alessandro M. ; Boisen, Anja; Huang, Kuang_Yuh; Hwu, En Te

Publication date:
2017

Document Version
Peer reviewed version

[Link back to DTU Orbit](#)

Citation (APA):
Cheng, C-H., Zor, K., Wang, J-H., Sanger, K., Wang, W-M., Capria, A. M., Boisen, A., Huang, KY., & Hwu, E. T. (2017). *Wireless, smartphone controlled potentiostat integrated with lab-on-disc platform*. Paper presented at 21st International Conference on Miniaturized Systems for Chemistry and Life Sciences, Savannah, Georgia, United States.

General rights

Copyright and moral rights for the publications made accessible in the public portal are retained by the authors and/or other copyright owners and it is a condition of accessing publications that users recognise and abide by the legal requirements associated with these rights.

- Users may download and print one copy of any publication from the public portal for the purpose of private study or research.
- You may not further distribute the material or use it for any profit-making activity or commercial gain
- You may freely distribute the URL identifying the publication in the public portal

If you believe that this document breaches copyright please contact us providing details, and we will remove access to the work immediately and investigate your claim.

WIRELESS, SMARTPHONE CONTROLLED POTENTIOSTAT INTEGRATED WITH LAB-ON-DISC PLATFORM

Chung-Hsiang Cheng^{1,3}, Kinga Zor², Jen-Hung Wang^{1,3}, Kuldeep Sanger², Wei-Min Wang^{1,3}, Alessandro M. Capria², Anja Boisen², Kuang-Yuh Huang¹ and En-Te Hwu^{1,3}

¹National Taiwan University, Taiwan,

²Technical University of Denmark, Denmark,

³Academia Sinica, Taiwan

ABSTRACT

A smartphone controlled wireless data transmitting and inductive powering Power Lab-on-disc (PLoD) platform is developed based on 2.4 GHz Bluetooth and 205 kHz Qi techniques, respectively. A potentiostat is integrated on the PLoD platform, and amperometric measurements are performed. The wireless potentiostat can provide $-3\sim 3$ V with 14-bit resolution for amperometry in a range of $-300\sim 300$ μ A with a readout noise floor of 1.2 μ A (p-p) in a static condition. A 0~3000 rpm spinning test shows that a phosphate buffer saline (400 mV potential) baseline noise is proportional to spinning acceleration and deceleration.

KEYWORDS: Wireless, Smartphone, Potentiostat, Bluetooth, Qi, Android, Arduino

INTRODUCTION

It is beneficial to integrate miniature microfluidics-based instruments on centrifugal microfluidic platforms or so called [lab-on-disc \(LoD\)](#) systems. Combining Arduino based microcontroller, inductive [wireless power and Bluetooth data transmission](#), wireless rotating platform has even more potential applications. Since the inductive wireless power has been standardized as “Qi” for powering mobile devices, it is easy to find the Qi power transmitter and receiving coils in shops.

We developed a smartphone controlled Power Lab-on-disc (PLoD) platform prototype based on 2.4 GHz Bluetooth and

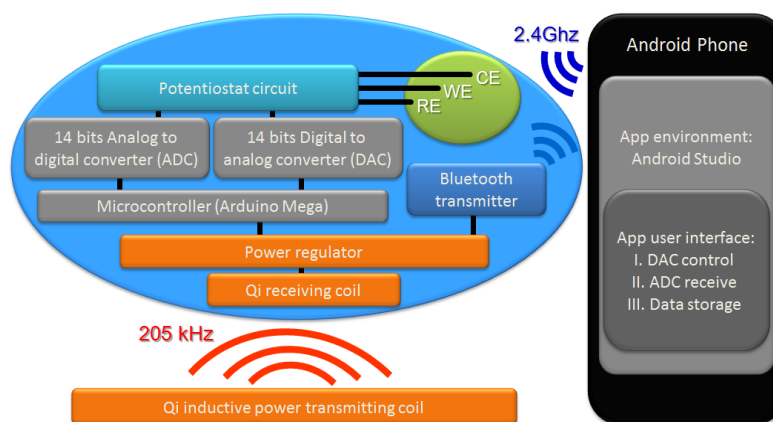


Figure 1: Block diagram of the wireless potentiostat integrated into PLoD platform.




Figure 2: Photo of the wireless potentiostat integrated with the PLoD platform. A: Main circuit disc. B: Microfluidic disc. C: Gold electrodes contacted with spring loaded pins. D: Top circuit board. E: Bluetooth transmission module. F: Counterweight. G: Qi receiving coil.

205 kHz Qi techniques, respectively. A block diagram of the PLoD is shown in Figure 1. The platform integrates a microcontroller, a Bluetooth transmitter, a 14-bit resolution digital to analog converter (DAC) and a 14-bit resolution analog to digital converter (ADC), single channel potentiostat circuit and a power regulator.

Figure 2 shows a photo of the PLoD platform prototype which has a diameter and height of 100 mm and 53 mm, respectively. A microfluidic disc with 24 sets of potentiostat electrodes was placed between a top and a main circuit discs. Gold coated spring contact electrodes on the top circuit disc provided mechanical clamping and electrical contact to the microfluidic disc. A Qi coil was fixed at the bottom of the platform for receiving

power from a Qi transmitting coil (not shown). The platform was carefully balanced by a counterweight to achieve high spinning speed and low vibration.

EXPERIMENTAL

The Qi inductive power provides 5V and can transmit 5~10 Watt within 5 mm distance. However, the Qi power is very noisy and contains 205 kHz and 800mV noise spikes. A specialized filter is crucial for filtering the high-frequency noise, the filtered noise level is reduced to 80mV. The ADC and DAC are controlled by digital I/O pins of the microcontroller for higher resolution analog input and output. The potentiostat circuit can provide -3~3 V for amperometry and measure current in a range of -300~300 μA with a readout noise floor of 1.2 μA (p-p) in static condition.



Figure 3: The platform spun at 3000 rpm.

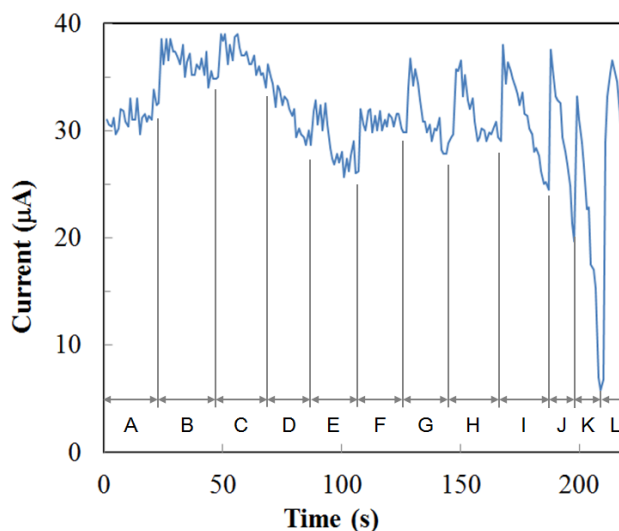


Figure 4: Baseline noise vs. spinning speed. A: 0 rpm. B: 300 rpm. C: 600 rpm. D: 900 rpm. E: 1200 rpm. F: 1500 rpm. G: 1800 rpm. H: 2100 rpm. I: 2400 rpm. J: 2700 rpm. K: 3000 rpm. L: 0 rpm.

ACKNOWLEDGEMENTS

This work was financially supported by Academia Sinica, Taiwanese Ministry of Science and Technology (105-2221-E-001-005 and 105-2221-E-002-093), the European Research Council under the European Union's Seventh Framework Programme (FP7/2007-2013) grant no. 320535-HERMES and the IDUN project (grant no. DNR122) funded by the Danish National Research Foundation and the Velux Foundations.

CONTACT

* En-Te Hwu; phone: +886-920-560-784; whoand@gmail.com

RESULTS AND DISCUSSION

The PLoD can spin stably up to 3000 rpm, as shown in Figure 3. A 0~3000 rpm spinning test with a phosphate buffer saline (PBS) baseline noise (400 mV potential) is proportional to spinning acceleration and deceleration. The wireless potentiostat PBS baseline noise versus the spinning speed is shown in Figure 4. The noise peaked at the spinning acceleration and deceleration. When the platform was spinning at a constant speed, the noise dropped to a range of 3 μA (p-p). We believe the noise is proportional to the vibration while spinning as well.

CONCLUSION

The goal of this work is to develop high resolution and multi-channel PLoD for various transducers combined with centrifugal microfluidics as a portable analysis platform for bioprocess, diagnostics, food safety and environmental monitoring.