



Computationally efficient 104 Gb/s PWL-Volterra equalized 2D-TCM-PAM8 in dispersion unmanaged DML-DD system

Fu, Yan; Kong, Deming; Bi, Meihua; Xin, Haiyun; Jia, Shi; Zhang, Kuo; Hu, Weisheng; Hu, Hao

Published in:
Optics Express

Link to article, DOI:
[10.1364/oe.384805](https://doi.org/10.1364/oe.384805)

Publication date:
2020

Document Version
Publisher's PDF, also known as Version of record

[Link back to DTU Orbit](#)

Citation (APA):
Fu, Y., Kong, D., Bi, M., Xin, H., Jia, S., Zhang, K., Hu, W., & Hu, H. (2020). Computationally efficient 104 Gb/s PWL-Volterra equalized 2D-TCM-PAM8 in dispersion unmanaged DML-DD system. *Optics Express*, 28(5), 7070-7079. <https://doi.org/10.1364/oe.384805>

General rights

Copyright and moral rights for the publications made accessible in the public portal are retained by the authors and/or other copyright owners and it is a condition of accessing publications that users recognise and abide by the legal requirements associated with these rights.

- Users may download and print one copy of any publication from the public portal for the purpose of private study or research.
- You may not further distribute the material or use it for any profit-making activity or commercial gain
- You may freely distribute the URL identifying the publication in the public portal

If you believe that this document breaches copyright please contact us providing details, and we will remove access to the work immediately and investigate your claim.



Computationally efficient 104 Gb/s PWL-Volterra equalized 2D-TCM-PAM8 in dispersion unmanaged DML-DD system

YAN FU,^{1,2}  DEMING KONG,²  MEIHUA BI,^{1,3} HAIYUN XIN,^{1,2} 
SHI JIA,² KUO ZHANG,¹  WEISHENG HU,¹  AND HAO HU^{2,*} 

¹Shanghai Institute for Advanced Communication and Data Science, State Key Laboratory of Advanced Optical Communication Systems and Networks, Shanghai Jiao Tong University, Shanghai 200240, China

²DTU Fotonik, Technical University of Denmark, DK-2800 Kgs. Lyngby, Denmark

³School of Communication Engineering, Hangzhou Dianzi University, Hangzhou, Zhejiang 310018, China
*huhao@fotonik.dtu.dk

Abstract: Two-dimensional eight-level pulse amplitude modulation with trellis-coded modulation (2D-TCM-PAM8) is proposed to overcome the bandwidth limitation for high-speed signal transmission due to its high spectral efficiency. However, the high coding gain of the TCM can only be achieved in bandlimited additive white Gaussian noise (AWGN) channels and cannot be achieved in nonlinear channels without any equalizers. In the directly modulated laser and direct detection (DML-DD) transmission system, the transceiver nonlinearities and the interaction between DML chirp and fiber dispersion will introduce nonlinear distortion. To compensate for the nonlinear distortion, we propose a computationally efficient piecewise linear (PWL)-Volterra equalizer. In this equalizer, we first use the PWL to correct the skewed eye diagram and then employ a simple 2nd order Volterra to compensate for the residual nonlinear distortions. By using the PWL-Volterra equalizer prior to the Viterbi decoder, the high coding gain of TCM can be achieved. In the experiment, a 104 Gb/s 8-state 2D-TCM-PAM8 signal generated in a ~ 20 GHz DML is successfully transmitted over 10 km standard single-mode fiber (SSMF) in C band, with the bit error ratio (BER) below the HD-FEC limit of 3.8×10^{-3} . Compared to only using the conventional 2nd order Volterra equalizer with a similar BER performance, the PWL-Volterra equalizer shows 29% computational complexity reduction.

© 2020 Optical Society of America under the terms of the [OSA Open Access Publishing Agreement](#)

1. Introduction

5G is the driving force of the artificial intelligence, Internet of Things (IoT) ecosystem, cloud services, data center, and edge computing, which has an increasing pressure on bandwidth limitation of existing short-reach optical communication systems. For the data center interconnect (DCI) applications, the intensity modulation and direct detection (IM/DD) systems have attracted many research interests due to their low cost, small footprint and simple configuration [1,2]. Several advanced modulation formats have been proposed for the IM/DD system, such as pulse-amplitude-modulation with four amplitude levels (PAM4), discrete multi-tone modulation (DMT) and carrier-less amplitude-phase modulation (CAP) [3–5]. PAM4 has the advantage of only requiring 2-bit digital-to-analog converters (DAC), thus simplifying the transmitter. In the IM/DD systems, a directly modulated laser (DML) based transmitter is more desirable than an externally modulated laser (EML), or Mach-Zehnder modulator (MZM) based transmitter due to lower cost and lower power consumption [6]. To overcome the bandwidth limitation of a DML-DD system, many techniques have been proposed, such as PAM4-duobinary [7,8] and PAM8 [9–11]. 100 Gb/s PAM4-duobinary signal transmission over 15 km standard single-mode fiber (SSMF) was demonstrated using one 16.8 GHz DML in the C-band with pre-coding, Volterra equalizer, and 2-memory (16-state) maximum likelihood sequence estimation (MLSE) [7]. 112

Gb/s PAM4-duobinary signal was demonstrated over 1 km SSMF using 18 GHz DML with a digital pre-compensation, and 7-level training-sequence-aided least mean square (TS-LMS) algorithm [8]. 101.25 Gb/s PAM8 signal was transmitted over 10 km SSMF with optical filtering, the joint nonlinear equalization algorithm based on 19-tap cascaded multi-modulus algorithm (CMMA) and 389-tap Volterra filter (VF) [9]. 4×96 Gb/s PAM8 transmission over 15 km SSMF in O band was demonstrated by using the 3rd order Volterra equalizer [10]. The above-mentioned schemes require either an optical filter or complex digital signal processing (DSP) algorithms.

Alternatively, multi-dimensional trellis-coded-modulation (TCM) with higher-order PAM has been proposed to achieve high spectral efficiency and high coding gain in IM/DD systems [11–13]. In [11], a spectral efficient 31.25 Gb/s two-dimensional eight-level pulse amplitude modulation with trellis-coded modulation (2D-TCM-PAM8) has been demonstrated 0.5 dB sensitivity improvement than standard PAM4 at the same bitrate. It will be desirable to apply the 2D-TCM-PAM8 in the high bitrate DML-DD system. However, when a 2D-TCM-PAM8 signal with a bit rate beyond 100 Gb/s is transmitted through an SSMF in a C-band DML-DD system, the signal quality degrades quickly after the transmission. The main reason is that the TCM is introduced for bandwidth-limited Additive White Gaussian Noise (AWGN) channels [14], but the data channel after the transmission is not an AWGN channel due to linear distortions and various nonlinear distortions. The linear distortions come from the bandwidth limitation of experimental components. The nonlinear impairments mainly come from two parts: 1) high-frequency electronic devices (electrical amplifiers etc.) and optical components (modulators and detectors); 2) the skewed eye diagram induced by the interaction between the chirp of DML and fiber dispersion.

In our previous work [15,16], we have proposed and demonstrated piecewise linear (PWL) equalizer can correct skewed eye diagram effectively in DML-DD transmissions of 56 Gb/s PAM4 over 40 km and 84 Gb/s PAM4 over 20 km. However, the PWL is unable to remove nonlinear distortions other than amplitude-dependent distortions. On the other hand, 2nd order Volterra can compensate most of the nonlinear distortions, although the number of multiplexers induced by 2nd order term in Volterra equalizers exhibits a quadratic growth. The aim of this work is to compensate for the linear distortions and nonlinear distortions with reduced complexity. Our proposal is a PWL-Volterra equalizer. In this equalizer, we first use the PWL equalizer to alleviate bandwidth limitation and correct eye skew and then employ Volterra equalizer with a small number of 2nd order taps to remove the residual nonlinear distortions, such as the nonlinearities of electrical/optical components. We apply the PWL-Volterra equalizer prior to Viterbi decoder, thereby ensuring an approximate AWGN channel for the TCM to keep its coding gain. The PWL-Volterra equalizer enables 104 Gb/s 8-state 2D-TCM-PAM8 to transmit over a 10 km SSMF in the C band with the bit error ratio (BER) below 3.8×10^{-3} . The implemented PWL-Volterra equalizer has a 29% complexity reduction compared to the conventional 2nd order Volterra equalizer with the same BER performance.

2. Principle of PWL-Volterra equalized 2D-TCM-PAM8

The transmitter DSP flow of 2D-TCM-PAM8 is shown in Fig. 1(a). The convolutional encoder and constellation mapper are used to generate the 2D-TCM-PAM8. In the encoder part, 2 bits (b4-b5) of 5 input bits go through an 8-state convolutional encoder with the rate of 2/3, and the other 3 bits (x1-x3) are not encoded, called uncoded bits. After this process, 6 bits (x1-x6) consist of 3 uncoded bits (x1-x3) and 3 coded bits (x4-x6) can be obtained. Next, they will be mapped to two consecutive PAM8 symbols in the time domain: Z1 and Z2 by constellation mapper. The essential concept in the constellation mapper is set partitioning. The purpose of set partitioning is mapping and distributing 6 information bits (x1-x6) mentioned above to 64 constellation points to limit the transitions to occur only at the largest squared Euclidean distance (SED). After this process, 8 subsets: S1-S8, and 8 constellation points in each subset can be

observed. The constellation points in the same subset have the largest SED, and the transition and SED between them are called parallel transition and parallel distance, respectively. In contrast, the SED between constellation points of different subsets is named sequence distance. The minimum value between parallel distance and sequence distance is called free distance, which determines the coding gain. Besides, since two symbols are generated from 5 information bits, the spectral efficiency of 2D-TCM-PAM8 is $5/2 = 2.5$ bits per symbol.

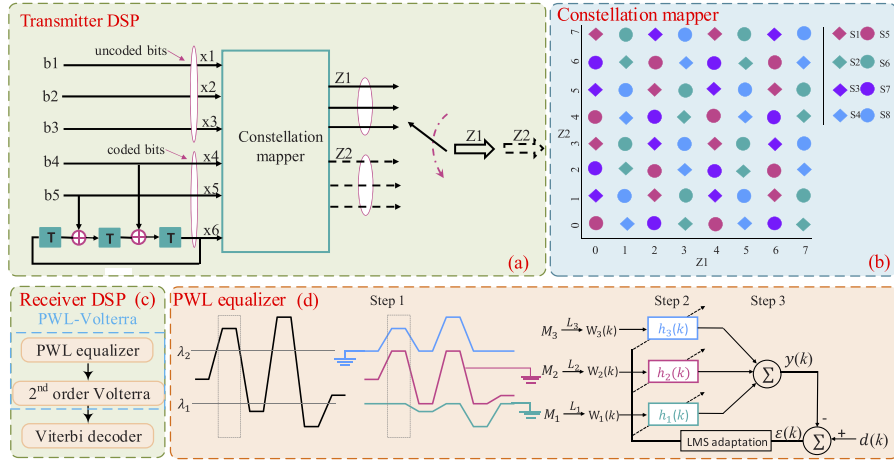


Fig. 1. (a) Configuration of transmitter DSP: generation process of 2D-TCM-PAM8 signal, (b) Constellation mapper: set partitioning rule of 2D-TCM-PAM8, (c) Receiver DSP consists of a PWL-Volterra equalizer (PWL equalizer and 2nd order Volterra equalizer with small taps) and an 8-state Viterbi decoder, and (d) Procedures for PWL equalizer.

For the PWL-Volterra equalized 2D-TCM-PAM8, its receiver side DSP includes a PWL-Volterra equalizer (a PWL equalizer and 2nd order Volterra equalizer with a small number of taps) and an 8-state Viterbi decoder as shown in Fig. 1(c). The specific implementation process of the PWL equalizer is described in Fig. 1(d). It can be achieved by three steps, including amplitude threshold decomposition, linear multichannel equalization, and linear addition. Here, the sequence $\mathbf{X} = [-1, 5.3, -5, 6.7, -6.9, -3]$ is used as an example. More implementation detail about PWL equalizer can be found in [16].

As we mentioned before, the PWL-Volterra equalizer consists of a PWL equalizer and a 2nd order Volterra equalizer. The 2nd order Volterra equalizer can be implemented in the following form [17]:

$$y(k) = \sum_{l_1=0}^{L_2-1} \sum_{l_2=0}^{l_1} h_2(l_1, l_2) \prod_{m=1}^2 x(k - l_m) + \sum_{l_1=0}^{L_1-1} h_1(l_1)x(k - l_1). \quad (1)$$

where $x(k - l_m)$ is the $k - l_m$ th vector of the received signal sequence x , $h_1(l_1)$ and $h_2(l_1, l_2)$ are the 1st and 2nd order Volterra kernels, which defines the number of involved samples. The computational complexities of both the PWL and 2nd order Volterra are shown in Table 1. Here, the number of multiplexers indicates the computational complexity. For the PWL equalizer, a pre-equalizer (e.g., FFE) and three parallel FFEs are used. We use L_0 to represent the memory length of the pre-equalizer. This pre-equalizer is used to distribute the received signal around $[-7 -5 -3 -1 1 3 5 7]$ and compensate channel linear distortions partly. Its coefficients are updated according to the LMS algorithm and calculated independently from PWL coefficients. Three parallel FFEs have the same memory length in the experiment, which is represented by L_{each} . As for the 2nd Volterra equalizer, L_1 and L_2 indicate the tap lengths of 1st and 2nd order Volterra, respectively.

Table 1. The computational complexities in terms of the number of required multiplexers.

	Computational complexity
PWL	$L_0 + 3 * L_{each}$
2 nd order Volterra	$L_1 + L_2 * (L_2 + 1)$

3. Experimental setup

The experimental setup of 104 Gb/s 2D-TCM-PAM8 in the DML-DD system is shown in Fig. 2, which consists of a transmitter, a transmission link, and a receiver. The convolutional encoder, constellation mapping, and Viterbi decoder are particular procedures for the 2D-TCM-PAM8. At the transmitter, 104 Gb/s (41.6 GBd) 2D-TCM-PAM8 is formed with an imported data sequence after the convolutional encoder and constellation mapping. Then the 2D-TCM-PAM8 is pulse shaped by root-raised cosine filter with a roll-off factor of 0.01. The output signal of AWG (64 GSa/s) with peak-to-peak voltage (V_{pp}) of 0.95 V passes through a 6 dB radio frequency (RF) attenuator, an RF amplifier with 26 dB gain (SHF806A) and another 6 dB RF attenuator before launching into the DML. The first 6-dB RF attenuator is employed to enable the RF amplifier to work in the linear region while the second one is used to reduce the amplitude after the RF amplifier. The DML's center wavelength, 3-dB bandwidth, bias current, input V_{pp} , and output power are 1550.9 nm, ~20 GHz, ~115 mA, 4.75 V, and 7.5 dBm, respectively. Here, the high bias current of the DML enables adiabatic chirp to dominate, instead of transient chirp [18,19]. An erbium-doped fiber amplifier (EDFA) is used to amplify the optical signal and an optical bandpass filter (OBPF) (1 nm bandwidth) is used to filter out the out-of-band noise. The launched power into the 10 km SSMF is 11 dBm. After the fiber transmission, a variable optical attenuator (VOA) is used to adjust the received optical power (ROP) into the photodiode (PD) with 70 GHz bandwidth. Then, a digital storage oscilloscope (DSO) with 80 GSa/s sampling rate and 32 GHz bandwidth samples the received electrical signal. For the DSP at the receiver side, the signal samples are sent into the matched filter with a roll-off factor of 0.01, then down sampled to two samples per symbol and equalized by the proposed PWL equalizer. For the PWL equalizer in this experiment, we choose threshold sets $\tau = \{\lambda_1, \lambda_2\}$ to test the performance of 2D-TCM-PAM8. Note that all equalizers in this work are used with 2 samples/symbol. Symbol error rate (SER) is used to optimize the threshold sets of PWL for 2D-TCM-PAM8. After the PWL equalizer, an 8-state Viterbi decoder is used to decode the trellis of 2D-TCM-PAM8 with low memory. Finally, the total number of 32768*2 2D-TCM-PAM8 symbols (32768*5 original input bits) are used to evaluate the BER performance.

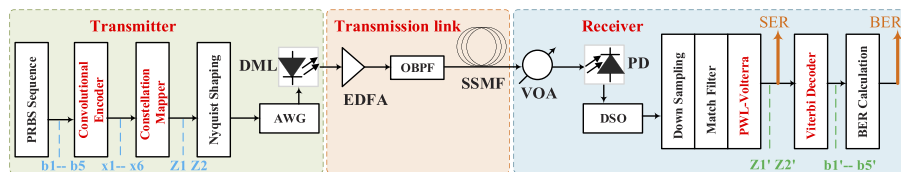


Fig. 2. Experimental setups of 2D-TCM-PAM8 signal in DML-DD transmission. Convolutional encoder, constellation mapper, and Viterbi decoder are specific procedures for 2D-TCM-PAM8.

4. Experimental results

In this section, we first optimize the threshold set of the PWL equalizer for 2D-TCM-PAM8, then measure the SER and BER performances of PWL-Volterra equalized 2D-TCM-PAM8. Besides, we show the BER and computational complexity comparisons of PWL-Volterra and conventional

Volterra equalizer. Finally, the SER and BER performances of different bit rate 2D-TCM-PAM8 signal over 10 km transmissions are analyzed.

4.1. Threshold setting optimization of PWL equalizer for 2D-TCM-PAM8

For the PWL-Volterra equalized 2D-TCM-PAM8, we first optimize the threshold sets of the PWL to achieve its best performance. As mentioned above, the threshold set with $\tau = \{\lambda_1, \lambda_2\}$ is chosen in our experiment and three FFEs in parallel are used. Before using the three parallel FFEs, we use a pre-equalizer (an 11-tap FFE, $L_0 = 11$) to distribute signals around $[-7, -5, -3, -1, 1, 3, 5, 7]$ to facilitate accurate segmentation. Since most of the pre-equalized signals are within the range of $[-10, 10]$, we vary λ_1 and λ_2 from -10 to 10 to find the optimum threshold set for the case of 104 Gb/s after 10 km transmission with a fixed ROP of 5.6 dBm. The 3D colormap surface of SER performance versus threshold sets λ_1 and λ_2 of the PWL equalizer is shown in Fig. 3(a). We can observe that the SER function is symmetric with the sub-diagonal from the lower left to the upper right. It is because the order of λ_1 and λ_2 does not affect the equalizer performance. The worst SERs occur at the four corners of this contour diagram. In these cases, the PWL equalizer works as conventional FFE equalizers. A skewed and closed eye diagram with the threshold set $\{-10, 10\}$ is shown in Fig. 3(i). Thanks to the PWL equalizer, the skewed eye diagram can be well corrected by using the threshold set of $\{1, -3\}$, which corresponds to an SER of 0.1 [see Fig. 3(ii)]. It is the optimum threshold set we have found. Therefore, the threshold set $\{1, -3\}$ is used in the following analysis.

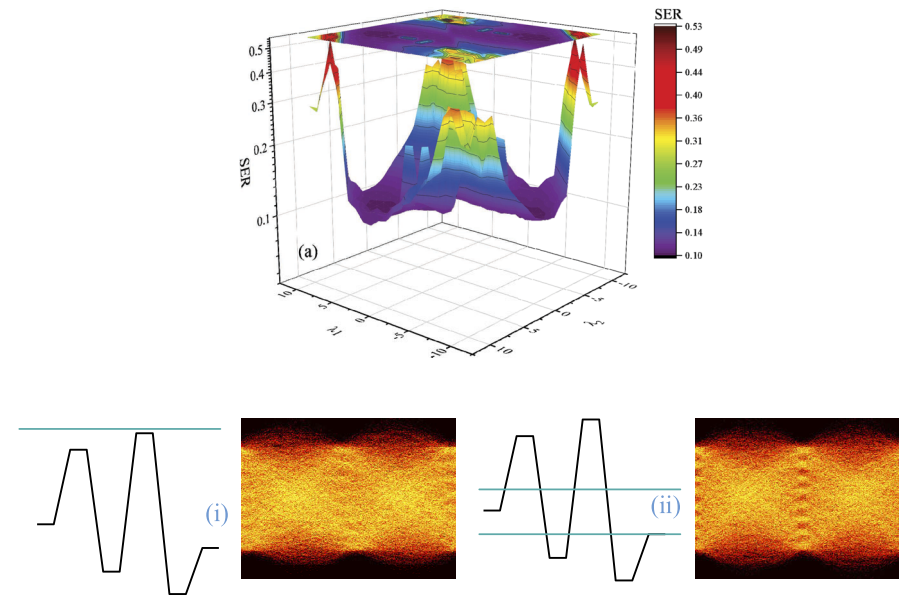


Fig. 3. (a) 3D colormap surface of SER performance versus threshold sets λ_1 and λ_2 of PWL equalizer, (i) and (ii) correspond to threshold decompositions schematic diagrams and eye diagrams in 104 Gb/s over 10 km transmission for PWL equalizer with threshold sets: $\{-10, 10\}$, and $\{1, -3\}$, respectively.

4.2. SER and BER performances of PWL-Volterra equalized 2D-TCM-PAM8

As shown in Fig. 4(a), we compared the SER performances of 104 Gb/s 2D-TCM-PAM8 over 10 km transmission without equalizer, with FFE (164 taps), with PWL (11 taps pre-equalizer and 51 taps for each segment), with Volterra (81 first-order taps and 7 second-order taps), and with

PWL-Volterra equalizers. The corresponding BERs after 8 state Viterbi decoder are shown in Fig. 4(b). Here, FFE has the same total taps of PWL for a fair comparison. We can observe poor SER performance of 2D-TCM-PAM8 without any equalizers as shown in Fig. 4(a). Moreover, the poor SER cannot be improved much even if FFE equalizer is used since linear equalizers cannot compensate nonlinear distortions. On the other hand, the PWL can correct eye skew effectively and the 2nd order Volterra can compensate most of the nonlinear distortions. However, the PWL is unable to mitigate nonlinear distortions other than eye skew, and the number of multiplexers induced by 2nd order term in Volterra equalizers exhibits a quadratic growth. Therefore, we propose to first use the PWL equalizer to correct the eye skew and then employ Volterra equalizer with a small number of 2nd order taps to compensate for the rest of nonlinear distortions. By using this scheme, SER performance is improved.

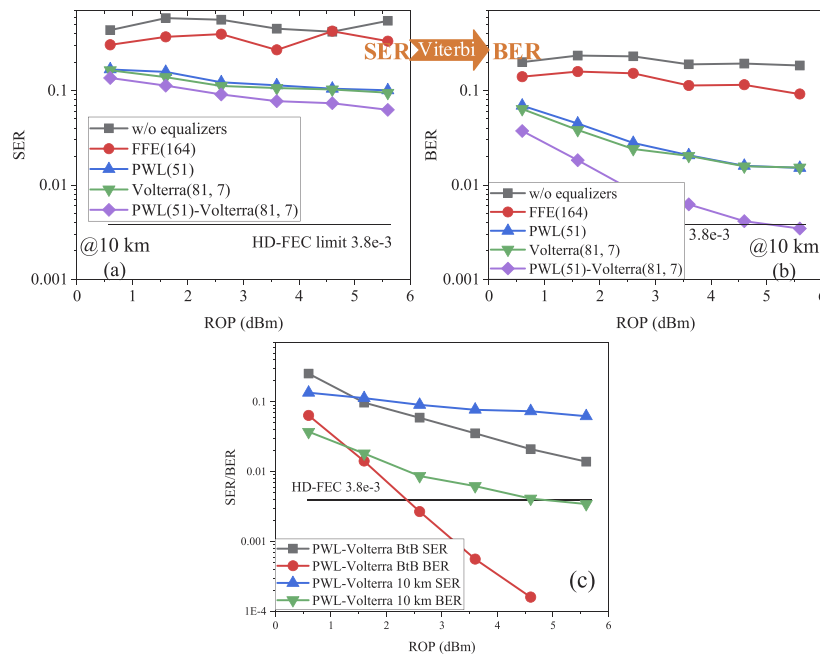


Fig. 4. (a) SER and (b) BER performance comparisons of 104 Gb/s 2D-TCM-PAM8 over 10 km without equalizers, with FFE(164), with PWL(51), with Volterra(81, 7), and with PWL(51)-Volterra(81, 7), respectively, (c) SER and BER performances of 104 Gb/s 2D-TCM-PAM8 in the case of BtB and after 10 km transmission.

After the Viterbi decoder, the BER performance using the PWL-Volterra equalizer is significantly improved, compared to that without equalizers and that with other equalizers in Fig. 4(b). BERs without equalizers and with FFEs are poor because TCM only works in the AWGN channel but the nonlinear distortion makes it not AWGN channel anymore. Only when the nonlinear distortions are compensated effectively, can TCM show its high coding gain. The PWL-Volterra equalizer can effectively compensate for the nonlinear distortions and enable 104 Gb/s transmission over 10 km with the BER below the HD-FEC limit (3.8×10^{-3}). If only using either PWL (51) or Volterra (81, 7), the BER cannot be below the HD-FEC limit. If increasing the number of taps for the Volterra equalizer, the HD-FEC limit can be reached, yet with rather high complexity, which will be introduced in the next section. Therefore, we proposed and used the PWL-Volterra scheme in this experiment. As shown in Fig. 4(c), the PWL-Volterra equalizer has been demonstrated effective for both BtB and 10 km cases. For the BtB case, the BER below the HD-FEC limit can be achieved when the received optical power (ROP) is higher than 2.6

dBm. After the 10 km transmission, the SER and BER of the 104 Gb/s signal are 6.2×10^{-2} and 3.4×10^{-3} at the ROP of 5.6 dBm, respectively.

4.3. Performance and computational complexity comparison of PWL-Volterra and Volterra equalizer

In the previous section, we have demonstrated that the PWL-Volterra scheme can enable the BER to be below the HD-FEC limit. Here, we compare the computational complexity between the PWL-Volterra scheme and the conventional Volterra equalizer [17,20], to evaluate the computational complexity reduction by using the PWL-Volterra scheme. Figure 5(a) shows the BER performance of 104 Gb/s 2D-TCM-PAM8 over 10 km transmissions by using the different equalizers: Volterra(81, 11), Volterra(81, 11, 5), Volterra(81, 11, 11), Volterra(181, 11, 11) and PWL(51)-Volterra(81, 7). We observed that Volterra(181, 11, 11) achieves similar BER with the PWL-Volterra scheme. And up to 11 3rd taps are required. Obviously, it brings considerable complexity. Besides, after comparing Volterra(81, 11) and Volterra(181, 11), we prefer 181 1st taps one due to lower BER. Therefore, we focus on only 2nd order Volterra equalizer and we only include 2nd order Volterra with 181 1st taps in BER comparisons in Fig. 5(b). Figure 5(b) shows the BER performance of 104 Gb/s 2D-TCM-PAM8 over 10 km transmissions by using the different equalizers: Volterra(181, 11), Volterra(181, 13), Volterra(181, 15), Volterra(181, 17) and PWL(51)-Volterra(81, 7). By increasing the number of second-order taps of Volterra, the BER performance can be slightly improved. It can be observed that Volterra (181, 15) can enable the BER below the HD-FEC limit and show a similar BER performance with PWL(51)-Volterra(81, 7). The complexity bar chart is shown in Fig. 5(c), where the complexity is calculated according to Table 1. Since the PWL with 51-tap linear equalizer for each segment, and 2nd order Volterra (81, 7) are used in the PWL-Volterra scheme, it only requires 301 multiplexers while Volterra (18, 15) requires 421 multiplexers. Therefore, the PWL-Volterra equalizer achieved a similar

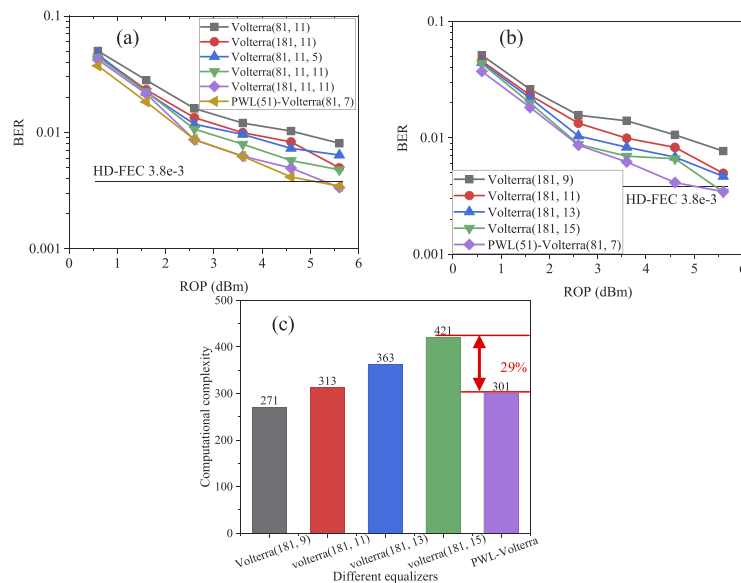


Fig. 5. (a) BER comparisons of PWL-Volterra and classical Volterra equalizers with 11 2nd taps, (b) BER and (c) computational complexity comparisons of PWL-Volterra and classical 2nd order Volterra when varying the number of 2nd order taps of classical 2nd order Volterra equalizer.

BER performance as the conventional 2nd order Volterra equalizer, yet with a 29% reduction in computational complexity.

4.4. Performance comparison of different bit rates 2D-TCM-PAM8 over 10 km transmission

In this subsection, we take a quick look at the SER and BER performances of PWL-Volterra equalizer at different bit rates (i.e., 56 Gb/s, 72 Gb/s, 88 Gb/s and 104 Gb/s). Figures 6(a) and 6(b) show the SER and BER performances of these four rates 2D-TCM-PAM8 over 10 km transmission with the previously discussed PWL(51)-Volterra(81, 7). 56 Gb/s (22.4 GBd) and 72 Gb/s (28.8 GBd) signal perform quite well. With this powerful equalizer and 8-state Viterbi decoder, their BER values are below the HD-FEC limit when ROP is bigger than 0.6 dBm. When the bit rate grows to 88 Gb/s (35.2 GBd), since the signal lies close to the borders of system bandwidth, noticeable SER and BER degradation can be observed. The degradation continues until 104 Gb/s signal (41.6 GBd), only when ROP is 5.6 dBm, can BER reach the HD-FEC limit due to bandwidth limitation. Besides, the electrical power spectra of different bit rates 2D-TCM-PAM8 signal over 10 km are shown in Fig. 6(c). From that, we can find evidence of dominant adiabatic chirp.

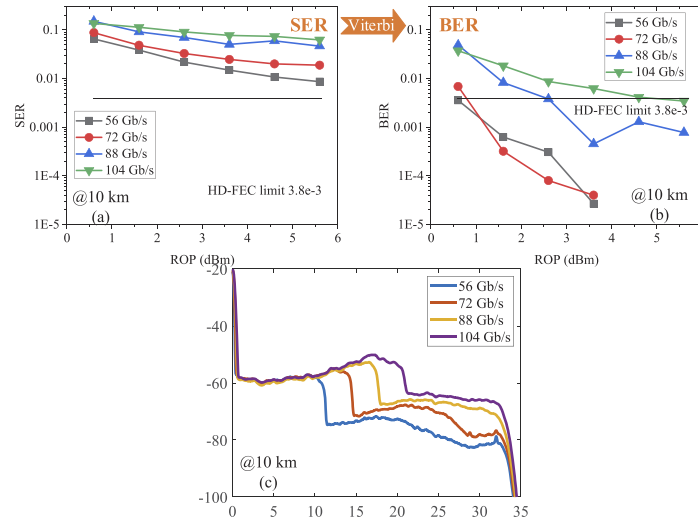


Fig. 6. (a) SER and (b) BER performance comparisons of 56 Gb/s, 72 Gb/s, 88 Gb/s, and 104 Gb/s 2D-TCM-PAM8 over 10 km with PWL(51)-Volterra(81, 7), respectively, (c) electrical spectra of 56 Gb/s, 72 Gb/s, 88 Gb/s, and 104 Gb/s 2D-TCM-PAM8 over 10 km transmission.

5. Conclusion

Two kinds of nonlinearities occur in high bitrate 2D-TCM-PAM8 over a 10 km DML-DD system. They are the transceiver nonlinearities and the interaction between the DML adiabatic chirp and fiber chromatic dispersion. These nonlinearities can degrade the coding performance of the 2D-TCM-PAM8 signal. Here we proposed one computationally efficient PWL-Volterra equalizer to solve this problem. Specifically, PWL is used to correct the skewed eye diagram and 2nd order Volterra equalizer is used to compensate for the rest of nonlinear distortions. The PWL-Volterra equalizer can enable 104 Gb/s 8-state 2D-TCM-PAM8 transmission over a 10 km SSMF to work below the HD-FEC limit. Besides, we compared the BER performance and the complexity of

this PWL-Volterra equalizer with only using the Volterra equalizer. 29% complexity reduction can be observed in comparison with only using Volterra equalizer to achieve the same BER performance.

Funding

This work was partially supported by the National Natural Science Foundation of China (61431009); Villum Young Investigator program (2MAC) (15401); China Scholarship Council (CSC) (201806230097).

Disclosures

The authors declare no conflicts of interest.

References

1. Q. Hu, M. Chagnon, K. Schuh, F. Buchali, and H. Bülow, "IM/DD beyond bandwidth limitation for data center optical interconnects," *J. Lightwave Technol.* **37**(19), 4940–4946 (2019).
2. H. Yamazaki, M. Nagatani, H. Wakita, Y. Ogiso, M. Nakamura, M. Ida, H. Nosaka, T. Hashimoto, and Y. Miyamoto, "IMDD transmission at net data rate of 333 Gb/s using over-100-GHz-bandwidth analog multiplexer and Mach-Zehnder Modulator," *J. Lightwave Technol.* **37**(8), 1772–1778 (2019).
3. K. Zhong, X. Zhou, T. Gui, L. Tao, Y. Gao, W. Chen, J. Man, L. Zeng, A. P. T. Lau, and C. Lu, "Experimental study of PAM4, CAP-16, and DMT for 100 Gb/s short reach optical transmission systems," *Opt. Express* **23**(2), 1176–1189 (2015).
4. A. Yekani, S. Amiralizadeh, and L. A. Rusch, "Analytical study of optical SSB-DMT with IMDD," *J. Lightwave Technol.* **36**(3), 666–674 (2018).
5. J. Wei, Q. Cheng, R. V. Penty, I. H. White, and D. G. Cunningham, "400 Gigabit ethernet using advanced modulation formats: performance, complexity, and power dissipation," *IEEE Commun. Mag.* **53**(2), 182–189 (2015).
6. K. Zhang, Q. Zhuge, H. Xin, W. Hu, and D. V. Plant, "Performance comparison of DML, EML and MZM in dispersion-unmanaged short reach transmissions with digital signal processing," *Opt. Express* **26**(26), 34288–34304 (2018).
7. H. Xin, K. Zhang, Q. Zhuge, L. Yi, H. He, W. Hu, and D. V. Plant, "Transmission of 100Gb/s PAM4 Signals Over 15 km Dispersion-Unmanaged SSMF Using a Directly Modulated Laser in C-Band," *2018 Eur. Conf. Opt. Commun., We2.33* (2018).
8. C. Yang, R. Hu, M. Luo, Q. Yang, C. Li, H. Li, and S. Yu, "IM/DD-based 112-Gb/s/lambda PAM-4 transmission using 18-Gbps DML," *IEEE Photonics J.* **8**(3), 1–7 (2016).
9. J. Zhang, J. Yu, X. Li, Y. Wei, K. Wang, L. Zhao, W. Zhao, M. Kong, X. Pan, B. Liu, and X. Xin, "100 Gbit/s VSB-PAM-n IM/DD transmission system based on 10 GHz DML with optical filtering and joint nonlinear equalization," *Opt. Express* **27**(5), 6098–6105 (2019).
10. D. Li, L. Deng, Y. Ye, Y. Zhang, M. Cheng, S. Fu, M. Tang, and D. Liu, "4 × 96 Gbit/s PAM8 for short-reach applications employing low-cost DML without pre-equalization," in *Optical Fiber Communication Conference, W2A.33* (2019).
11. Y. Fu, M. Bi, D. Feng, X. Miao, H. He, and W. Hu, "Spectral efficiency improved 2D-PAM8 trellis coded modulation for short reach optical system," *IEEE Photonics J.* **9**(4), 1–8 (2017).
12. C. Prodanic, N. Stojanovic, F. Karinou, Z. Qiang, and R. Llorente, "Performance Comparison between 4D Trellis Coded Modulation and PAM4 for Low-Cost 400 Gbps WDM Optical Networks," *J. Lightwave Technol.* **34**(22), 5308–5316 (2016).
13. M. Xiang, Z. Xing, X. Li, E. El-Fiky, M. Morsy-Osman, Q. Zhuge, and D. V. Plant, "Experimental study of performance enhanced IM/DD transmissions combining 4D Trellis coded modulation with precoding," *Opt. Express* **26**(25), 32522–32531 (2018).
14. G. Ungerboeck, "Trellis-coded modulation with redundant signal sets part II: state of the art," *IEEE Commun. Mag.* **25**(2), 5–11 (1987).
15. Y. Fu, D. Kong, H. Xin, S. Jia, K. Zhang, M. Bi, W. Hu, and H. Hu, "Piecewise linear equalizer for 56 Gbit/s PAM4 signal transmission using DML with large adiabatic chirp," *2019 Eur. Conf. Opt. Commun. Tu.2.B.5* (2019).
16. Y. Fu, D. Kong, H. Xin, S. Jia, K. Zhang, M. Bi, W. Hu, and H. Hu, "Piecewise linear equalizer for DML based PAM-4 signal transmission over a dispersion uncompensated link," *J. Lightwave Technol.* **38**(3), 654–660 (2020).
17. N. P. Diamantopoulos, H. Nishi, W. Kobayashi, K. Takeda, T. Kakitsuka, and S. Matsuo, "On the Complexity Reduction of the 2nd-order Volterra nonlinear equalizer for IM/DD systems," *J. Lightwave Technol.* **37**(4), 1214–1224 (2019).
18. S. H. Bae, H. Kim, and Y. C. Chung, "Transmission of 51.56-Gb/s OOK signal using 155-μm directly modulated laser and duobinary electrical equalizer," *Opt. Express* **24**(20), 22555–22562 (2016).
19. K. Zhang, H. He, H. Xin, W. Hu, S. Liang, D. Lu, and L. Zhao, "Chirp-aided power fading mitigation for upstream 100 km full-range long reach PON with DBR DML," *Opt. Commun.* **407**, 63–68 (2018).

20. N. Stojanovic, F. Karinou, Z. Qiang, and C. Prodaniuc, "Volterra and Wiener equalizers for short-reach 100G PAM-4 applications," *J. Lightwave Technol.* **35**(21), 4583–4594 (2017).