



Operationalising emission and toxicity modelling of pesticides in LCA the OLCA-Pest project contribution

Nemecek, Thomas; Antón, Assumpció; Basset-Mens, Claudine; Gentil-Sergent, Céline; Renaud-Gentié, Christel; Melero, Carlos; Naviaux, Pierre; Peña, Nancy; Roux, Philippe; Fantke, Peter

Published in:
International Journal of Life Cycle Assessment

Link to article, DOI:
[10.1007/s11367-022-02048-7](https://doi.org/10.1007/s11367-022-02048-7)

Publication date:
2022

Document Version
Publisher's PDF, also known as Version of record

[Link back to DTU Orbit](#)

Citation (APA):
Nemecek, T., Antón, A., Basset-Mens, C., Gentil-Sergent, C., Renaud-Gentié, C., Melero, C., Naviaux, P., Peña, N., Roux, P., & Fantke, P. (2022). Operationalising emission and toxicity modelling of pesticides in LCA: the OLCA-Pest project contribution. *International Journal of Life Cycle Assessment*, 27, 527–542.
<https://doi.org/10.1007/s11367-022-02048-7>

General rights

Copyright and moral rights for the publications made accessible in the public portal are retained by the authors and/or other copyright owners and it is a condition of accessing publications that users recognise and abide by the legal requirements associated with these rights.

- Users may download and print one copy of any publication from the public portal for the purpose of private study or research.
- You may not further distribute the material or use it for any profit-making activity or commercial gain
- You may freely distribute the URL identifying the publication in the public portal

If you believe that this document breaches copyright please contact us providing details, and we will remove access to the work immediately and investigate your claim.



Operationalising emission and toxicity modelling of pesticides in LCA: the OLCA-Pest project contribution

Thomas Nemecek¹ · Assumpció Antón² · Claudine Basset-Mens^{3,4} · Céline Gentil-Sergent^{3,5,6} · Christel Renaud-Gentie⁷ · Carlos Melero⁸ · Pierre Naviaux⁹ · Nancy Peña^{2,10} · Philippe Roux¹¹ · Peter Fantke⁸

Received: 24 February 2022 / Accepted: 29 March 2022
© The Author(s) 2022

Abstract

Purpose Current field emission modelling and toxicity characterisation of pesticides suffer from several shortcomings like mismatches between LCI databases and LCIA methods, missing characterisation factors, missing environmental compartments, and environmental impact pathways. The OLCA-Pest project was implemented to address these aspects and to operationalise the assessment of pesticides in LCA. Based on this effort, we propose an approach to integrate pesticide emissions into LCI databases.

Methods The PestLCI Consensus Model has been developed in order to estimate emission fractions to different environmental compartments. The initial distribution fractions should be linked to the compartments air, agricultural soil, natural soil, and freshwater. Emissions to off-field surfaces are hereby distributed between agricultural soil, natural soil, and freshwater by using surface cover data. Deposition on the crop surface should be recorded in an emission compartment crop with 13 sub-compartments for crop archetypes for both food and non-food uses. Default emission fractions are provided to calculate the emission fractions for different pesticide application scenarios.

Results and discussion A sensitivity analysis shows the effects of the application technique, drift reduction, crop and development stage, field width, and buffer zone on the initial distribution fractions of field-applied pesticides. Recommendations are given for the implementation of a set of default initial distribution fractions into LCI databases, for the organisation of metadata, and for the modelling of pesticide residues in food along the supply chain (processing, storage). Priorities for further research are: improving the modelling of pesticide secondary emissions, further extending emission modeling (e.g. additional application techniques, including cover crops), considering metal-based pesticides in emission models, and systematically assessing human health impacts associated with pesticide residues in food crops.

Conclusions The proposed approach allows to preserve the mass balance of the pesticide emitted after application, to make a consistent assessment of ecotoxicity and human toxicity, to define a clear and consistent interface between the LCI and LCIA phases, to estimate initial emission distribution fractions based on existing data, to document metadata transparently and efficiently within crop datasets, and to model the removal of pesticide residues in food during processing.

Keywords LCI databases · Pesticide · Ecotoxicity · Human toxicity · Agriculture

1 Introduction

The widespread use of pesticides in agriculture has multiple impacts on the environment (Fantke 2019). It is therefore crucial that pesticides can be properly considered within

life cycle assessment (LCA) studies in agriculture and the food sector. Due to the high uncertainty of toxicity impact results and the challenges related to the toxicity assessment of pesticides, many LCA studies in the agri-food sector do not perform an assessment of toxicity impacts of these compounds. This results in an incomplete assessment and bears the risk of overlooking potential hotspots and trade-offs. For example, a comprehensive meta-study of agri-food LCA by Poore and Nemecek (2018) could not successfully collect a sufficient amount of consistent LCA data on ecotoxicity, due to the scarcity of studies reporting ecotoxicity impacts and lack of harmonisation of methodology. Current field emission

Communicated by Brad G. Ridoutt.

✉ Thomas Nemecek
thomas.nemecek@agroscope.admin.ch

✉ Peter Fantke
pefan@dtu.dk

Extended author information available on the last page of the article

modelling and toxicity characterisation of pesticides suffer from several shortcomings. Clear rules are lacking to distinguish between what matters for the inventory (LCI) of pesticide emissions to environmental compartments (air, soil, and water), and what matters for the fate of pesticides (i.e. degradation and transfers between compartments), which is supposed to be taken into account in the life cycle impact assessment models (LCIA, van Zelm et al. 2014; Rosenbaum et al. 2015). However, models used in impact assessment are of generic nature, which means that the effects of agricultural practices on emissions (e.g. buffer zones on field boundaries), application techniques (e.g. anti-drift nozzles), or local soil and climate conditions are usually not considered (Gentil et al. 2020b).

Databases like ecoinvent (Wernet et al. 2016) or the World Food Life Cycle Database (Nemecek et al. 2015) currently model pesticide emissions as equal to the amount applied, which is — due to lacking alternatives — counted as a direct emission exclusively to agricultural soil. Current category rules are suggesting fixed proportion of emissions (e.g. 90% soil, 9% air, 1% water, European Commission 2019). Toxicity impact assessment methods, however, assume that the emissions to the different environmental compartments are calculated in the inventory phase, which creates potential inconsistencies. In addition, LCA practitioners in agriculture are currently facing the challenge that no impact assessment method covers characterisation factors for all pesticides. As calculating characterisation factors is often too demanding and out of scope of a study, the impacts of such substances are either ignored, or replaced by a proxy value, which considerably increases the uncertainty. In fact, a major portion of a pesticide applied is often deposited on the crop itself. However, we have no corresponding environmental compartment in the impact assessment, so that there is a risk of ignoring related environmental impacts. This poses a particular problem for assessing the impacts of pesticide residues on food, which can e.g. be done by the dynamiCROP model (Fantke et al. 2011a, b). Moreover, some environmental impact pathways are missing, like farming occupational exposure, and residential and non-residential bystanders' exposure (Fantke 2019). Finally, even if methods for the assessment of direct intake of pesticide via residues on food products have been developed (Fantke and Jolliet 2016), their application in standard LCAs is still facing many obstacles.

In the absence of an easy-to-use consensual approach, most users make the simplifying assumption that 100% of the dose per hectare of pesticide is emitted to the soil or follow simplifying approaches that distribute pesticide emissions (using fixed percentages) on more than one environmental compartment (Berthoud et al. 2011; Margni et al. 2002; Neto et al. 2013). The impact model then calculates the redistribution between air, soil, and water on

a macroscopic temporal and spatial scale as illustrated in Fig. 1. On the other hand, more sophisticated models, such as PestLCI version 1 (Birkved et al. 2006) and 2 (Dijkman et al. 2012), estimate emissions to three environmental compartments: air, surface water, and groundwater. PestLCI has been used in various LCA studies (Vazquez-Rowe et al. 2012; Nordborg et al. 2014; Renaud-Gentié et al. 2015; Fantin et al. 2016), but these applications are highly specific and a harmonisation is lacking. In addition, some of these studies took into account the degradation of pesticides over long periods of time, which led to a double counting of these phenomena with LCIA models (Van Zelm et al. 2014).

To cope with these challenges, a consensus process was initiated with three scientific workshops (2013 in Glasgow, 2014 in Basel, 2015 in Bordeaux) and a stakeholder workshop (2016 in Dublin), which defined the theoretical framework for pesticide emission modelling (Rosenbaum et al. 2015; Fantke et al. 2017). In order to operationalise and harmonise the emission quantification and impact characterisation of pesticides in LCA and product environmental footprinting (PEF) based on this effort, the OLCA-Pest project “Operationalising Life Cycle Assessment for Pesticides”, 2017–2020, co-funded by ADEME, <https://orbit.dtu.dk/en/projects/olca-pest>) was implemented with nine partner institutions. Based on the analysis of potential gaps and overlaps between the inventory and impact phases, the PestLCI 2.0 model (Dijkman et al. 2012) was further developed into a consensus version for pesticide emission modelling (Fantke et al. 2017) and operationalised on a web-based platform (<https://pestlciweb.man.dtu.dk>). Combining it with the dynamiCROP plant uptake model for human exposure and toxicity characterisation with special focus on pesticide residues in food crops (Fantke et al. 2011a, b; Gentil et al. 2020a), and the USEtox scientific consensus model for human toxicity and ecotoxicity characterisation (Rosenbaum et al. 2008; Fantke et al. 2021), we propose a solution for the integration of pesticide emissions into LCI databases, in order to provide a consistent emission and impact modelling for pesticides in LCA as shown in the bottom part of Fig. 1.

This paper summarises the recommendations from the OLCA-Pest project regarding the implementation of the pesticide consensus in LCI databases and LCA software and the consequences for the impact assessment for users modelling generic impacts of pesticides and for background datasets. We start with giving an overview of the different application cases (Sect. 2) and models (Sect. 3). Then, we present the pesticide emission model PestLCI Consensus to derive a set of default initial emission distribution fractions (Sect. 4). Based on this, recommendations are given for the implementation of the pesticide consensus in LCI databases and LCA software, followed by consequences for impact assessment (Sect. 5). Finally, the limitations of the presented approach and future research needs in the field are discussed.

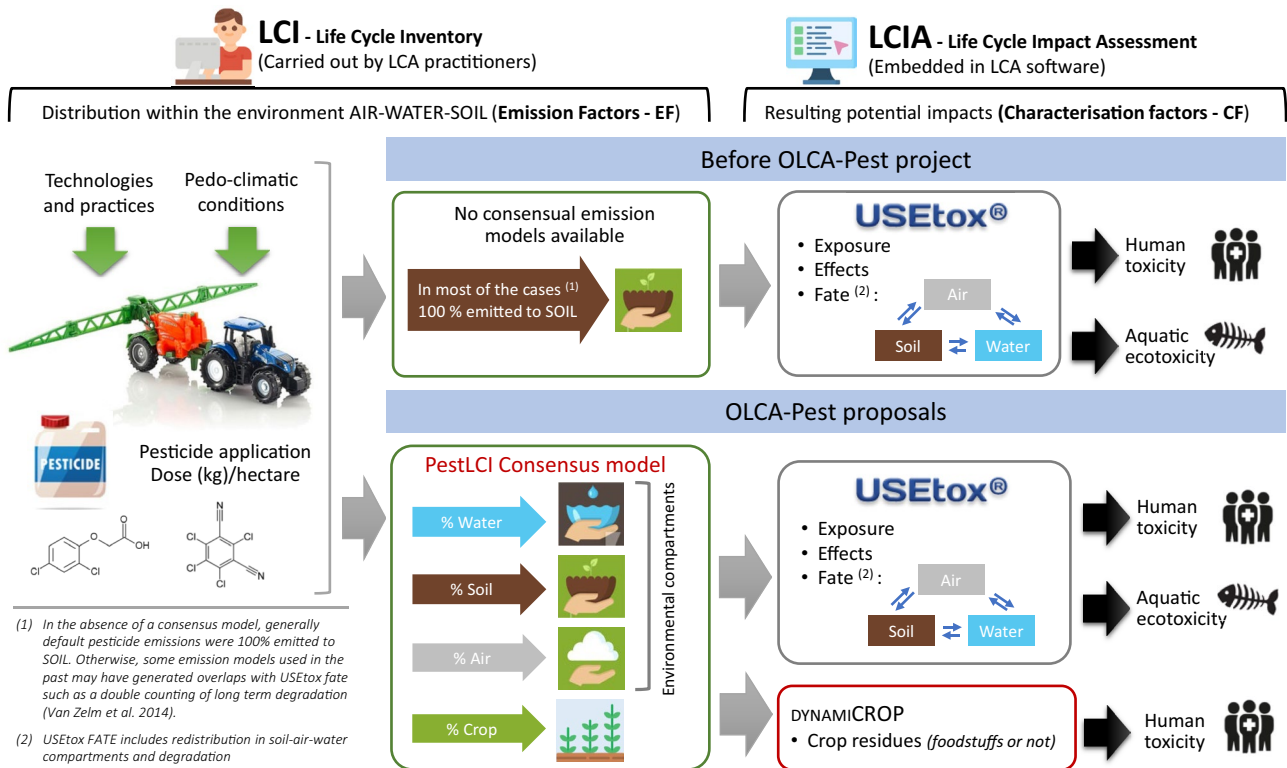


Fig. 1 Modelling of pesticides in LCA before and after the contribution of the OLCA-Pest project

2 Different contexts for pesticide assessment

First, we distinguish two different assessment approaches for toxicity impacts of pesticides (Table 1):

- **Foreground** are LCA studies, where the assessment of the cropping systems and of plant protection strategies are the main interest of the study. This means that the investigated pesticide application occurs in the foreground system. These LCA studies are generally conducted for diagnosis and eco-design purposes.
- **Background** are LCA studies, where pesticide applications occur somewhere in the life cycle (e.g. in the upstream processes) of any studied system, but where the pesticide application is not the main focus and cannot be directly influenced by the decision maker.

Furthermore, we distinguish three levels of spatial differentiation (Potting and Hauschild 2006):

- **Site-generic:** no spatial differentiation is performed and (global) average values are applied,
- **Site-dependent:** some spatial differentiation, regionalisation, national level is performed,

- **Site-specific:** detailed assessment for a specific site or location (e.g. a farm).

For site-specific (detailed local assessments), generic methods from LCA are not the preferred approach. Instead, spatialised models for emission quantification and impact assessment are favourable and are slowly becoming available for the wide range of organic chemicals, such as the Pangea model (Wannaz et al. 2018a, b, c) or risk assessment models, such as SYNOPS (Gutsche and Rossberg, 1997).

In this paper, we will focus on the background assessments, which cover the majority of LCA studies in agri-food systems.

3 Overview of the considered models and model linking

3.1 PestLCI Consensus emission model

The PestLCI Consensus Model is based on the emission quantification model PestLCI 2.0 (Dijkman et al. 2012) and the outcome and recommendations of the multi-year pesticide consensus building effort (Fantke et al. 2017). In the consensus process, the original model was adapted to comply with the requirements defined by Rosenbaum

Table 1 LCA application in foreground and background systems

	Foreground application	Background application
Typical scale of application	Field or regional level	Country or global level
Type of study	LCA studies with focus on agricultural systems or specific for pesticide application (i.e. the pesticide application makes the difference in the comparison), comparison of agricultural practices	LCA studies with other focus than pesticides (e.g. LCA of animal products) Generic LCI databases
Fields of application	Diagnosis and eco-design of new agricultural systems	Eco-labelling and communication, diagnosis and eco-design of processed products, benchmarking food, lifestyle footprint of consumers
Typical users	Agronomists, LCA practitioners focusing on field practices	LCA practitioners of agricultural systems and food products
Methods/tools needed	Reflects a specific situation (soil, climate, crop, application)	Reflects a generic situation
Data availability	High	Low
Information on local conditions	Good	Poor
Information on pesticide application	Good	Poor
Type of model	Complex models, spatialised	Generic tools, default values
Time for calculation	Medium (mapping) to high (mechanistic modelling)	Low
Spatial differentiation	Site-dependent (sometimes site-specific) (e.g. Wanz et al. 2018a)	Site-generic (sometimes site-dependent) (e.g. Rosenbaum et al. 2008)
Number of scenario calculations	Low to high	High
Examples	Assessing different plant protection strategies in Bordeaux vineyards Comparison of 50 farms practices in the Po Valley	LCA of milk or pork LCA of a pizza Environmental labelling

et al. (2015) and to match current impact assessment methods. The model has been implemented as a web-based tool within the OLCA-Pest project (<https://pestlciweb.man.dtu.dk>; Melero et al. 2020a, b). The version 1.0 of the model can be run in three modes:

1. Initial or primary distribution (few minutes after the application): requires a minimum set of mandatory input parameters,
2. Secondary emissions: the secondary emissions after a given time interval are calculated together with the initial distribution. This requires additional parameters, divided into mandatory user inputs, optional user inputs, and default model parameters; the latter can be adjusted.
3. Batch mode: simulations for hundreds of scenarios in a single batch run.

It delivers as output a set of initial distribution fractions to the compartments air, field soil surface, field crop leaf surface, and off-field surfaces (OFS). Secondary emission fractions are delivered for the compartments air, field soil, field crops, groundwater, OFS, and a fraction degraded (in field soil and crop).

3.2 DynamicroP plant uptake and pesticide residue exposure model

The dynamicroP model (<http://dynamicrop.org>) is a dynamic mass-balance model for the quantification of human exposure to pesticides applied to food crops via ingestion of pesticide residues found in crop components harvested for human consumption, and related health impacts (Fantke et al. 2011a, b; Fantke and Jolliet 2016). The output data include the mass fraction initially lost to the air, the field soil, paddy water, leaf surfaces, and fruit surfaces. It provides furthermore as main output the residues remaining at harvest on leaves, fruits, stems, roots, and tubers. The human intake fractions consist of intake fractions directly provided by the model for the pesticide residues on/in the harvested and furthermore processed (e.g. washing, cooking) vegetable food products, and the intake via the pesticide mass fractions lost to air and field soil. The dynamicroP model has been parametrised for six major food crops (Fantke et al. 2012), which are considered as representative for about 50% of global human crop consumption (Fantke et al. 2011b):

- Wheat → Cereals, grain crops
- Paddy rice → Paddy cereals, flooded crops
- Tomato → Herbaceous fruits and vegetables
- Apple → Fruit trees
- Lettuce → Leafy vegetable crops
- Potato → Roots and tuber crops

3.3 USEtox fate, exposure, and human/ecotoxicity impact assessment model

USEtox (<https://usetox.org>) is a scientific consensus model endorsed by the Life Cycle Initiative by UN Environment for characterising human and ecotoxicological impacts of chemicals (Rosenbaum et al. 2008; Westh et al. 2015). The model is intended to assess the human and ecotoxicological impacts of organic substances and metal ions emitted to the environment, including pesticides. It is recommended by ILCD and the Product Environmental Footprint Category Rules (PEFCR) of the EU for characterising freshwater ecotoxicity and human toxicity impacts (European Commission 2019).

The main outputs are the characterisation factors for human toxicity and freshwater ecotoxicity at midpoint and endpoint level related to emissions in the following environmental compartments as named in USEtox: continental rural air; continental freshwater (including surface water and groundwater); continental soil, agricultural; continental soil, natural; and continental sea water (referring to coastal water). Characterisation factors are also provided for emissions to other compartments such as indoor air and urban air, which are not relevant for this paper.

3.4 Towards coupling of PestLCI consensus, dynamiCROP, and USEtox

In order to combine the models described above, we analyse first the transfer processes between compartments included in the different models (ESM_1.pdf, Table S1). This shows potential gaps and overlaps in the application-to-damage assessment.

From ESM_1.pdf, Table S1, it becomes clear that several processes are described in both PestLCI Consensus and/or dynamiCROP and/or USEtox. This creates a risk of double counting, when these models are used in combination (Rosenbaum et al. 2015). Furthermore, overlaps can occur, if PestLCI Consensus and dynamiCROP are used in the same study (Gentil et al. 2020a), since both models contain calculations on the fate of pesticides in the cropping system and the environment after application. However, they represent the same processes partly in different ways. Gentil et al. (2020b) propose an approach to link the output of PestLCI Consensus (initial distribution) consistently to the input of

dynamyCROP, and illustrate it by the example of tomato production in Martinique. Hereby, dynamyCROP uses the initial distribution from PestLCI Consensus to calculate crop residues and related human toxicity impacts. Calculating characterisation factors (CFs) compatible to USEtox for the different emission fractions directly from the initial distribution fractions ensures a consistent impact assessment for human toxicity and enables the inclusion of the impacts from exposure to pesticide residues on harvested goods. Gentil et al. (2020b) also describe the procedure to link the outputs of the secondary emissions of PestLCI consensus to USEtox and dynamyCROP and more details about the procedure can be found there (see e.g. Fig. 1 from Gentil et al. 2020a). This procedure, however, requires further research, and is therefore currently not recommended as a default method on the emission modelling side. Instead, we currently recommend using the initial emission distribution fractions in LCI, and the following part of this paper is based on the use of the initial distribution fractions.

Table 2 gives an overview, how the results from PestLCI Consensus (initial distribution) should be linked to emission compartments in the LCI databases and to CFs for aquatic ecotoxicity and human toxicity factors from USEtox. It also shows how the estimates of pesticide residues in the harvested crop components (e.g. grains for wheat, leaves for lettuce, and tubers for potatoes) and related human intake fractions and human toxicity CFs from dynamyCROP can be integrated with the output from PestLCI Consensus.

Figure 2 illustrates how to use estimated emission fractions and how to link them to environmental compartments and CFs in the impact assessment. We propose to split the amount applied into emission fractions going to the air, crop surface, soil surface, and off-field surfaces by using the PestLCI Consensus Model. The off-field surfaces can be further divided into the environmental compartments agricultural soil, natural soil, and freshwater by using the share of each land use type and water surfaces in a given area. A major challenge was to deal with the amount of pesticide deposited on the crop surface. We propose to define a new compartment for the crop and to distinguish between food and non-food uses, as explained in Sect. 5.1A). All emission fractions sum up to 100% of the mass, so that the mass balance is preserved. The emission fractions are then linked to the CFs for aquatic ecotoxicity and human toxicity for “air, low population density”, “soil, agricultural”, “soil, natural” (or “soil, forest” in some databases) and “water, surface/river”.

The buffer zone is considered to be part of the field and we recommend therefore that it should be counted as soil, agricultural (see also van Zelm et al. 2014; Rosenbaum et al. 2015).

Table 2 Linking PestLCI Consensus outputs (initial distribution) to environmental compartments, to dynamiCROP inputs, and with USEtox characterisation factors (CFs) for freshwater ecotoxicity and human toxicity (*n.d.* not determined, *agr.* agricultural, *nat.* natural)

Fractions of applied pesticide mass to	Linked to emission compartment (LCI database)	dynamyCROP source compartment	CF for freshwater ecotoxicity in USEtox for emission to	CF for human toxicity in USEtox for emissions to
Air	Air, low population density ^a	Air	Continental rural air	Continental rural air
Field soil surface	Soil, agricultural	Soil	Continental agr. soil	Continental agr. soil
Field crop leaf surface	Crop (new emission compartment)	Leaf/fruit surface deposit	Preliminary proxy: Continental agr. soil	New CFs for residue-related human toxicity in dynamyCROP ^b for fractions reaching leaf/fruit surface deposit
Off-field surfaces	Distributed to: Water, surface Soil, agricultural Soil, forest ^c	n.d. n.d. n.d.	Distributed to: Continental freshwater Continental agr. soil Continental nat. soil	Distributed to: Continental freshwater Continental agr. soil Continental nat. soil

^aIn USEtox, agricultural emissions are treated as emissions to rural air unless specified otherwise

^bTo be calculated by an adapted version of dynamyCROP

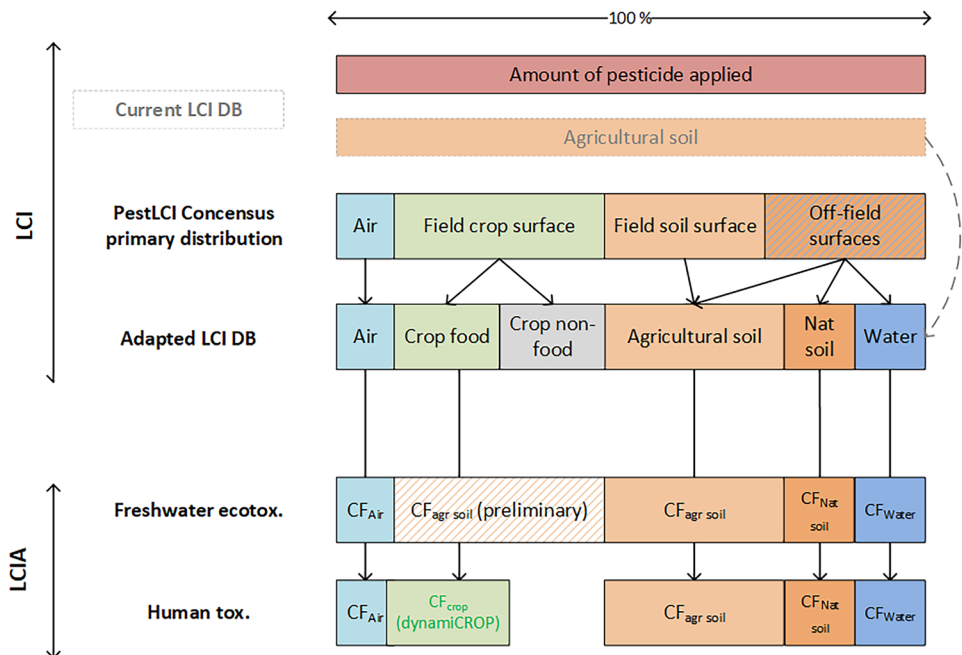
^cTheecoinvent database does not have a compartment “soil, natural”, “soil, forestry” is used instead for land uses not destined for food production

4 Modelling initial emission distribution fractions

The initial distribution is calculated by PestLCI Consensus according to the following steps (Fig. 3, see Melero et al. (2020a, b) and Gentil et al. (2021b) for a detailed description):

1. A fixed fraction of the pesticide applied remains airborne, modelled as an initial emission to air (f_{Air}). It depends on the application technique and drift reduction.
2. The fraction f_{Dep} deposited outside the field (so called off-field surfaces, OFS) depends on the application technique, drift reduction, and the width of the buffer zone.
3. The remaining substance deposits in the field. It is shared between crop leaf surfaces ($f_{field \rightarrow crop}$) and soil

Fig. 2 Proposed linking of pesticide emissions to environmental compartments as well as freshwater ecotoxicity and human toxicity impact assessment. CF, characterisation factor



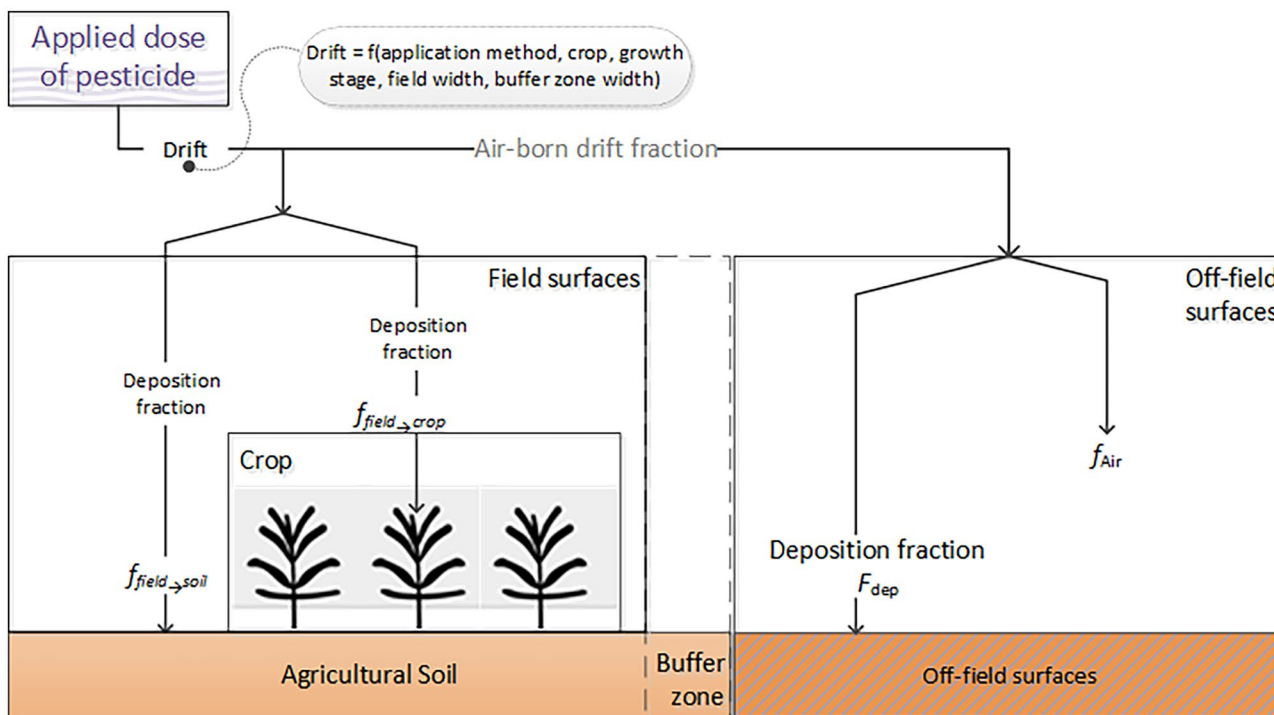


Fig. 3 Calculation of the initial distribution in the PestLCI Consensus Model

surfaces ($f_{field \rightarrow soil}$) by using the fraction intercepted (F_i). The latter depends on the crop and its development stage at the time of application.

4.1 Sensitivity analysis of the initial distribution

The sensitivity analysis illustrates the behaviour of the PestLCI Consensus Model and its sensitivity to the most influential parameters. This is important in order to understand and correctly apply the default initial emission distribution fractions. Furthermore, this information is useful for users, to calculate customised emission fractions. The default model parameters used in the sensitivity analysis are given in the Online Resource 1 (ESM_1.pdf, Table S2) and the grouping of application techniques is documented in the Online Resource 1 (ESM_1.pdf, Table S3).

The fractions emitted to the air and the off-field surfaces are primarily determined by the application method (Fig. 4). Aerial applications result in the highest fraction emitted to the air (0.25), and also the emissions to OFS are the highest. This is followed by air blasters, which are often used to treat trees. For viticulture, several techniques are implemented in the model to reduce the emissions to air, which leads to low emission fractions. Boom sprayers and hand-operated sprayers lead to relatively low emissions to OFS.

After pesticide application, the fractions to air and to OFS are subtracted in the model, while the remaining mass is counted as

deposited to the field and split into deposition on crop leaves and on the soil by using the fraction intercepted (F_i , Fig. 5).

The model assumes the main wind direction is across the field, and a buffer zone is established on the downwind side (Fig. 3). The field width influences the fraction deposited to OFS; wider fields have lower fractions deposited outside the field (Fig. 6), while the field length has no effect in the model. As shown in Fig. 6, the drift curves strongly depend on the application method with the lowest emissions for boom sprayers and the highest for aerial application.

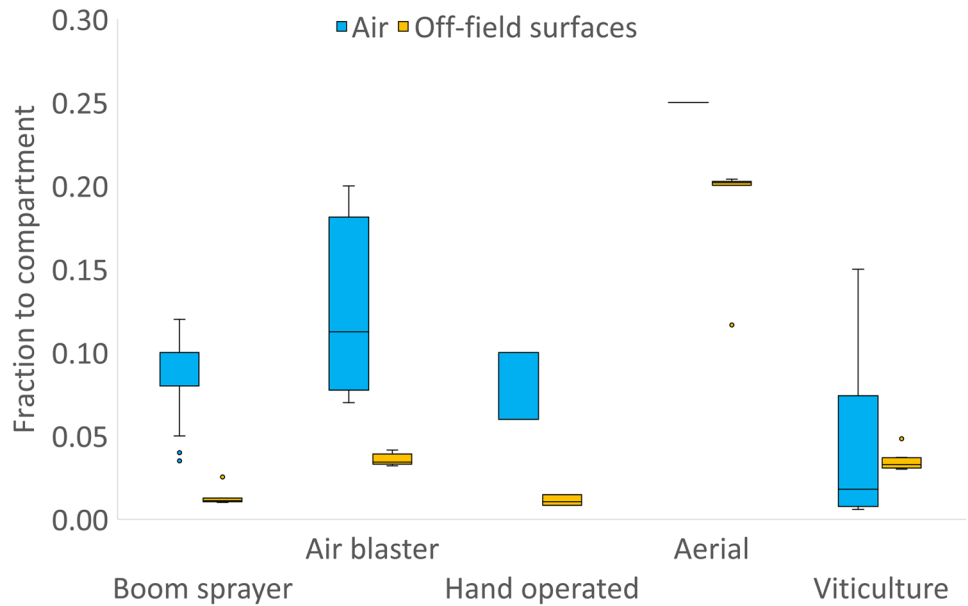
Finally, the buffer zone can effectively reduce the emission to the OFS, as shown in Fig. 7. Hereby, the buffer zone is considered as part of the field. A substantial reduction is achieved even for relatively narrow buffer zones in the model: after 1 m for boom sprayers, 3 m for air blasters, and 20 m for aerial application, the emission fractions are close to zero.

4.2 Defining default emission fractions

To split the mass of pesticide applied into emission fractions, a table with default emission fractions has been calculated with the model (see illustrative example in Table 3). The procedure is described in the Online Resource 1 (ESM_1.pdf, Sect. S4.2) and in Peña et al. (2020).

The scenarios are calculated in two versions:

Fig. 4 The effect of the application method on initial emissions to the air and the deposition to off-field surfaces calculated by the PestLCI Consensus Model



- Without buffer zone
- With a buffer zone of 3 m width. As shown in Fig. 7, the emissions to OFS stay almost constant for buffer zones of 3-m width and larger and therefore the values can also be used as proxies for wider buffer zones.

Table 3 shows an illustrative example for three application scenarios and the input parameters for the model are also provided in the Online Resource 2 (ESM_2.xlsx) so that users can adapt parameters and rerun simulations in order to calculate customised initial distributions.

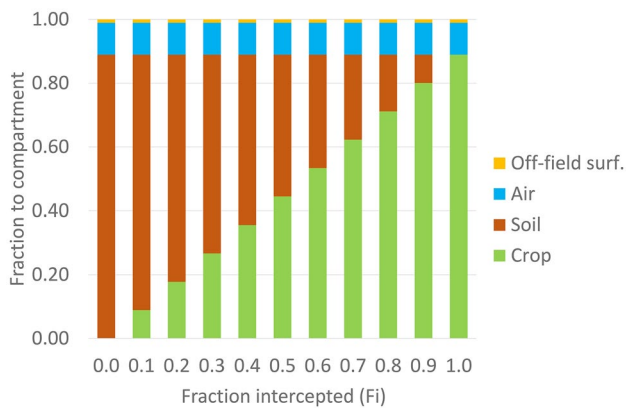


Fig. 5 The effect of fraction intercepted by the crop on the initial emissions to different compartments (example for a boom sprayer) calculated by the PestLCI Consensus Model

4.3 Rules for scenario selection

The scenarios in the Online Resource 2 (ESM_2.xlsx) do not cover all possible combinations of crops and target groups. If no exact match can be found, it is recommended to collect the necessary parameters and to calculate custom emission fractions. Where this is not feasible, we give general guidelines for the selection of appropriate crop archetypes and pesticide target groups in Online Resource 1 (ESM_1.pdf, S4.3).

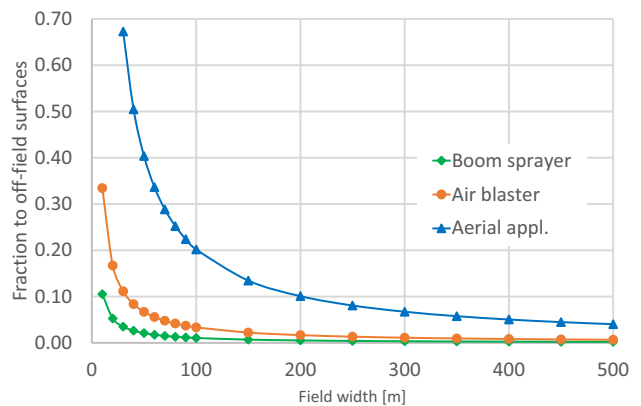


Fig. 6 The effect of the field width on the deposition to off-field surfaces for three selected application methods calculated by the PestLCI Consensus Model

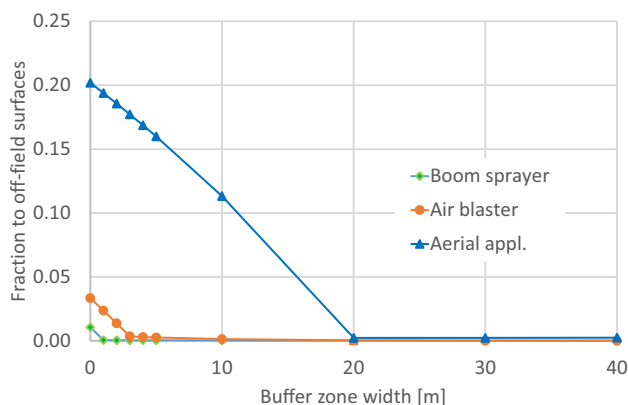


Fig. 7 The effect of the buffer zone width on the deposition to off-field surfaces for three application methods (appl. = application) calculated by the PestLCI Consensus Model

5 Recommendations for LCI databases and LCA software

In the following, we outline the changes needed in LCI databases, LCIA methods, and LCA software to implement the pesticide consensus recommendations.

5.1 Changes needed in LCI databases: crop level

In crop level LCI datasets (crop production at the farm gate), the following changes are required in LCI databases:

- A. Include a new compartment “crop” in LCI databases and LCA software,
- B. Split the total pesticide emissions according to emission fractions,
- C. Add metadata to the crop datasets.

A. Include a new “crop” compartment

For the amount of pesticide deposited on the crop surface, currently, no adequate emission compartment exists. We propose to define a new emission compartment for the crop to ensure the complete mass balance of the active

ingredients applied and to model the pesticide residues in food crop products and related human toxicity impacts.

For the crop compartment, 13 sub-compartments should be defined as shown in Table 4. In order to keep the amount of data manageable, we limit the sub-compartments to the six major food crop groups, represented in the dynamiCROP model.

The crop classes in the PestLCI Consensus Model can be matched with the subcategories of “crop” as shown in Table 5.

B. Split the total pesticide emissions according to emission fractions

To split the amounts of active ingredients applied, two methods are proposed:

Tier 1A method: use default initial emission distribution fractions (recommended)

- Use the default emission fractions for the initial distribution provided in Online resource 2 (ESM_2.xlsx, see example in Table 3). The emissions (including the crop compartment) are calculated by multiplying the mass applied by the respective emission fraction; all fractions sum up to 1. To use the default emission fractions, we need to know only the crop, and the target class. This information is available in most LCI databases.
- Split the fraction on the crop into the share of the products used for food and non-food purposes, for example:
 - Wheat 100% for bread making or pasta → 100% grain crops, food
 - Wheat 100% for biofuels → 100% grain crops, non-food
 - Wheat 70% for bread making, 30% for biofuels → 70% grain crops, food and 30% Grain crops, non-food
 - Wheat 100% for use as animal feed → 100% grain crops, non-food

If the share of food use is unknown, the default is 100% for crops that are generally used as food.

Tier 1B method: Calculate specific emission fractions

Table 3 Illustrative examples of default initial emission distribution fractions (examples without a buffer zone)

Crop class	Target class	Emission compartments					crop	Sum
		Air, low population density	Soil, agricultural	Soil, natural or soil, forest	Water, surface/river			
Cereals (<i>Pooideae</i>)	Herbicide (post-emergence)	1.00E-01	6.71E-01	6.11E-03	2.11E-04		2.22E-01	1
Root and tuber crops	Fungicide	1.00E-01	1.82E-01	6.68E-03	2.30E-04		7.11E-01	1
Fruit trees temperate	Insecticide	8.00E-02	1.91E-01	1.94E-02	6.69E-04		7.09E-01	1

Table 4 Sub-compartments proposed for the emissions to the crop surface

Subcategory of “crop” for food uses	Subcategory of “crop” for non-food (feed, fuel) uses
Grain crops, food	Grain crops, non-food
Flooded crops, food	Flooded crops, non-food
Herbaceous fruits and vegetables, food	Herbaceous fruits and vegetables, non-food
Fruit trees, food	Fruit trees, non-food
Leafy vegetable crops, food	Leafy vegetable crops, non-food
Roots and tuber crops, food	Roots and tuber crops, non-food
	Forage crops, non-food
→ <i>specific CFs for human toxicity</i>	→ <i>no (direct) impact on human toxicity (CF=0)</i>

If more specific information about the pesticide application is available and/or the default values appear inappropriate, specific emission fractions can be calculated by means of the PestLCI Consensus Model. The input parameters of the model are provided (see Online Resource 2, ESM_2.xlsx) so that they can be adapted by the users. By this, the assumption for the growth stage and the related fraction intercepted, the buffer zone, the application technique, and the drift reduction can be adapted. The Tier 1B method is recommended for use in foreground systems (see Sect. 2).

If no information on buffer zones is available, no presence of a buffer should be assumed. If a buffer zone is present, users can either use the default values provided in the Online Resource 2 (ESM_2.xlsx) for a buffer zone of 3 m or calculate customised distributions.

C. Add metadata to the crop datasets

Although the metadata are not used for emission and impact calculations, the datasets need to be properly

documented to ensure their transparency. Figure 8 provides an illustrative example, how the pesticide application information can be represented in a crop dataset. This needs to be adapted to the specific structure of the database. Information should be placed where users are most likely to look for it:

- General dataset information: information related to crop cultivation, important for pesticide application.
- Pesticide manufacturing information should be given in the comment fields related to the inputs of pesticides from the manufacturing process.
- The application technique should be described in the comment field of the related work process for pesticide application.
- Pesticide emission data should be included in the comment fields of the emission.

Table 5 Crop classes in PestLCI Consensus matched to subcategories of crop in dynamiCROP

PestLCI Consensus archetype crop class	Examples	Subcategory of crop (Table 4)
Pooideae	Wheat, barley, oat, rye, grass	Grain crops
Panicoideae	Maize, sorghum	Grain crops
Paddy rice	Paddy rice	Flooded crops
Pulses	Beans, lentils, peas, vetch, lupin, chickpea, cowpea	Grain crops
Roots, tubers, and bulbs	Potato (all varieties), yam, cassava, taro, onion	Roots and tuber crops
Oil-bearing crops	Sunflower, rapeseed, sesame, soy bean, peanut	Grain crops
Vegetables leafy	Cabbage, lettuce, cauliflower, broccoli	Leafy vegetable crops
Vegetables fruit	Tomato, zucchini, passion fruit, lulo, maracuya	Herbaceous fruits and vegetables
Fruit trees tropical	Avocado, mango, guava, cherimoya	Fruit trees
Fruit trees temperate	Apple, pear, apricot, peach, cherry, nectarine	Fruit trees
Citrus fruits	Orange, lemon, lime, grapefruit	Fruit trees
Grapes/vines	Grape	Fruit trees
Berries	Strawberry, cape gooseberry	Herbaceous fruits and vegetables
Nuts	Almond, chestnut, hazelnut, pistachio	Fruit trees
Oil-bearing trees	Oil palm, coconut, banana, plantain	Fruit trees
Other permanent crops	Coffee, cocoa, tea, cotton	Herbaceous fruits and vegetables

Unit process:	Subcompartment	Name	Value	Potato (US) production Cut-off, U
General dataset information		GeneralComment		Pesticide application paramter: Field width=100m Field length=200m Slope=4% Buffer zone width=6m, in technosphere Fraction deposited on leaves in bufferzone=0.5
Inputs from technosphere	Pesticide manufacturing	[sulfonyl]urea-compound (GLO) market for Cut-off, U	1.5	Source: USDA statistics
		[thio]carbamate-compound (GLO) market for Cut-off, U	0.7	Source: USDA statistics
	Application technique	Application of plant protection product, by field sprayer {GLO} market for Cut-off, U	3	Application method: Potato, conventional boom sprayer (NL, Holterman&Van de Zande), with drift reduction
Emissions to air	low. pop.	Dimefuron	0.0750	Default pesticide emission fraction (OLCA-Pest)
Emissions to soil	agricultural	Dimefuron	1.0800	Default pesticide emission fraction (OLCA-Pest)
Emissions to soil	natural/forest	Dimefuron	0.0150	Default pesticide emission fraction (OLCA-Pest)
Emissions to water	surface/river	Dimefuron	0.0300	Default pesticide emission fraction (OLCA-Pest)
Emissions to crop	Roots, tubers and bulbs, food	Dimefuron	0.2250	Default pesticide emission fraction (OLCA-Pest)
Emissions to crop	Roots, tubers and bulbs, non-food	Dimefuron	0.0750	Default pesticide emission fraction (OLCA-Pest)
Emissions to air	low. pop.	Cymoxanil	0.0350	Default pesticide emission fraction (OLCA-Pest)
Emissions to soil	agricultural	Cymoxanil	0.2800	Default pesticide emission fraction (OLCA-Pest)
Emissions to soil	natural/forest	Cymoxanil	0.0140	Default pesticide emission fraction (OLCA-Pest)
Emissions to water	surface/river	Cymoxanil	0.0210	Default pesticide emission fraction (OLCA-Pest)
Emissions to crop	Roots, tubers and bulbs, food	Cymoxanil	0.2625	Default pesticide emission fraction (OLCA-Pest)
Emissions to crop	Roots, tubers and bulbs, non-food	Cymoxanil	0.0875	Default pesticide emission fraction (OLCA-Pest)

Fig. 8 Illustrative example for representing and documenting pesticide application and emission data in crop datasets in LCI databases

5.2 Changes needed in LCI databases: food supply chain

In the following, we describe an approach for the modelling of the fate of the active ingredients during later stages in the food supply chain. The initial amount of the pesticide deposited on the crop surface after application should be recorded in the crop dataset. Note that this amount is generally higher than the amount present at harvest, due to processes like degradation or wash-off occurring between the time of pesticide application and crop harvest.

Pesticide residues on food products can also be reduced by further processing or during storage. As these changes take place later in the food supply chain, they should not be modelled in the crop datasets, but in the respective unit process inventories downstream in the food supply chain. Reduction of pesticide residues during processing and storage can be modelled as negative emissions to food, in some cases combined with emissions to non-food or environmental compartments as illustrated in Fig. 9. If degradation occurs e.g., during storage or transport (a), the respective amount is recorded as a negative emission to food. The resulting amount of pesticide and the human toxicity impact will thus be reduced accordingly. In case (b), co-products are generated during processing, which is destined to the feed market. An example is wheat milling, where wheat bran, germs, etc. are produced as by-products, which are typically used as animal feed. In this case, a negative emission to food and a positive emission to non-food of the same amount would be calculated. The third example is washing, which can remove part of the pesticide residues. In this case, a

negative emission to food and a positive emission to water of the same size would be recorded. Later treatment of the wastewater in a wastewater treatment plant needs to be modelled in the respective dataset.

5.3 Changes needed in LCIA methods

In order to calculate *human toxicity* impacts related to pesticide residues on food, six CFs for human toxicity are required for each pesticide active ingredient for the six crop sub-compartments for food use (Table 4) to reflect the impacts on human toxicity through ingestion of pesticide residues on harvested food products. The CFs should relate to the emission to the crop and, therefore will be fully consistent with the emissions to the air, soil, and water compartments. This can be done by the combination of the PestLCI Consensus Model with dynamiCROP as described in Gentil et al. (2020b). For non-food crop sub-compartments, the CFs will be set to zero, which is a simplification in the case of feedstuffs. For the emissions to air, water and soil, the existing USEtox model can be used.

For *freshwater ecotoxicity*, no specific CFs exist for the crop surface compartment. We propose to use the CFs for agricultural soil as an intermediate solution until more specific CFs are developed. This is an overestimation in many cases, but we consider it as best solution at the time being. If the whole above-ground biomass is harvested and no wash-off and uptake by the crop are taking place, probably most of the active ingredient, which is not degraded before the harvest, is removed from the field. However, in practice, this is seldom the case, and crop residues remain often in the

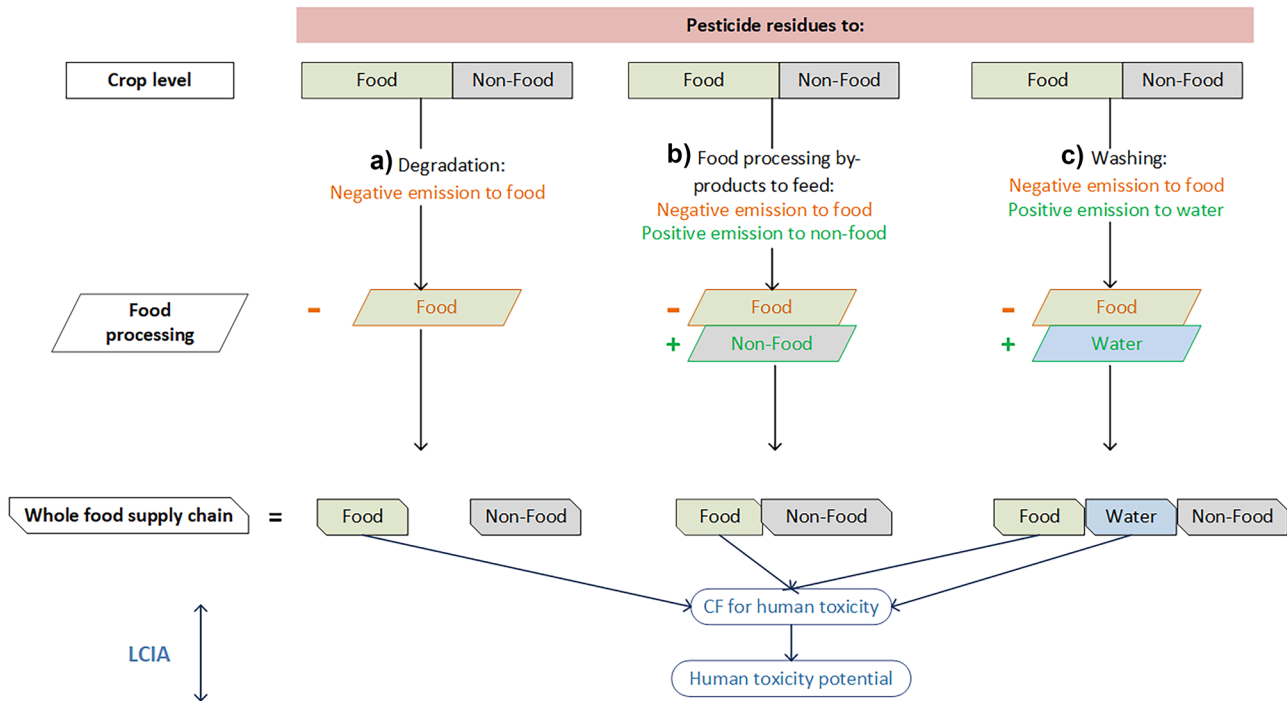


Fig. 9 Principle of modelling of pesticide residues on food along the food supply chain

field. We encourage modellers to develop easy-to-use models or rules to define the fraction remaining in the field and the fraction exported by the harvested products. In addition, the development of terrestrial ecotoxicity models including a crop compartment is needed.

5.4 Changes needed in LCA software

The crop compartment with the respective sub-compartments (Table 4) need to be implemented in the LCA software, in order to include the adapted LCI databases and the new CFs.

6 Limitations of the approach and future research needs

6.1 Limitations of the proposed approach

The estimation of *emissions fractions* in the inventory phase is a strong simplification of real production systems. The initial distribution, proposed as default, is independent of the climate, the soil, the topography of the field, the properties of the active ingredients, and agricultural practices such as soil tillage, irrigation, or drainage. As a consequence, emission-related processes like run-off, leaching, erosion, volatilisation, wash-off, etc. are considered only by generic factors on a continental level in subsequent fate model of USEtox. The proposed approach therefore

cannot reflect differences in pedo-climatic conditions or agricultural practices beyond the application technique, the drift reduction, the field width, and the buffer zone. On the other hand, this approach allows for an easy application and is suitable for the implementation in background LCI databases, where a collection of detailed data for each application is not feasible. The only needed information — the crop and the target class of the pesticide — should be available in most LCI databases. The default application scenarios are a simplification, which is however acceptable for most LCA applications. As shown in the sensitivity analysis, the emission fractions react to several parameters related to the situation in the field. However, the largest source of variability and uncertainty stems from the impact assessment, since the ecotoxicity and human toxicity factors have a high uncertainty (Fantke et al. 2018a, b). The users are advised to check, whether the methodology proposed is adequate to reach the goal of their study and to use other models, if needed.

Cover crops cannot be currently considered by the PestLCI Consensus Model, but a method how cover crops can be considered and application in two case studies for tomato and grapevine production is given in Gentil-Sergent et al. (2021a).

Regarding the *impact assessment*, still *CFs for a number of active ingredients* are missing. In the OLCA-Pest project, CFs for USEtox for more than hundred active ingredients have been calculated (Fantke et al. 2020). Nevertheless,

CFs for certain substances are still lacking. In such cases, users are advised to calculate the missing CFs by the USEtox model, or — where this is not feasible — to use proxies based on the mode of action. Furthermore, potential *interactions between different active ingredients* cannot currently be assessed; the toxicity impacts are considered as additive, which is in most cases justified where pesticides are not applied simultaneously to the same field. A mixture of active ingredients could in specific cases lead to higher or lower impacts; however, these effects are largely unknown and thus not considered in the presented approach. Toxicity impacts of pesticide degradation *metabolites* currently cannot be assessed by USEtox. *Adjuvants, surfactants, and wetting agents* could have effects on the distribution of emissions as well as on the toxicity impacts of pesticides, either directly, because they have a certain level of toxicity for some organisms, or indirectly, through altering the fate or effect of pesticide active ingredients in the formulation.

Finally, microorganisms used as *biological pest control agents* cannot currently be taken into account, since methods are lacking for their assessment. This also applies to inorganic substances, such as sulphur, as models are missing that can consider the complex reaction kinetics of such substances in the environment (Kirchhübel and Fantke 2019). Microorganisms such as viruses or bacteria can be handled, if they are applied by similar techniques as chemical pesticides (e.g. by spraying or granulates) and CFs are available for the impact assessment.

6.2 Future research needs

The OLCA-Pest project has made a big step forward in the operationalisation of emission modelling and toxicity assessment for pesticides in agri-food LCA. Nevertheless, further research is needed to remedy the weaknesses and gaps in the current methodology. The OLCA-Pest team has identified a number of needs for further research related to the *PestLCI Consensus Model*.

Further development and testing of the *secondary emissions* is needed. In particular, care has to be taken to avoid double counting and omissions between the inventory and impact assessment phases, and to ensure a consistent mass balance. This might need a recalculation of CFs. Using secondary emissions would allow a much more specific assessment by better taking into account the effects of soil, climate and agricultural practices in the LCI.

Pesticide *application techniques* are developing fast. Models should be extended in order to include new application techniques (e.g. sprayers with lower emissions such as adaptive sprayers) and for tropical regions (Gentil-Sergent et al. 2021b). The methods developed for the assessment of production systems with *cover crops* (Gentil-Sergent et al. 2021a) should be implemented. The

pre- and post-treatment phases like preparation of the pesticide slurry, filling of tanks, management of tank bottoms at the end of treatment, and washing/rinsing of equipment should be better integrated into the assessment because they can generate significant contamination of both humans and ecosystems.

Inorganic compounds such as metal-based pesticides or sulphur can be assessed by using the default emission fractions for the initial distribution, but currently cannot be considered in the assessment of the secondary emissions. Metal-based pesticides and active ingredients containing metal ions require the development or adaptation of approaches to be included in emission models (see e.g. Viveros Santos et al. 2018; Owsianiak et al. 2015). Inorganic pesticides require the development of separate emission and characterisation models. Current models are unable to account for the complex reaction kinetics and dynamics of inorganic pesticides and hence need to better account for chemical reaction processes in the different environmental media. Metal emissions from pesticides need to be combined with other sources of metals, such as fertilisers, and be integrated in the overall mass balance of metals.

We identified further several research needs related to the toxicity assessment of pesticides in general. Human impacts of *pesticide residues in food crops* need to be included systematically in agri-food LCA. Today, dynamiCROP (Fantke et al. 2011a, b) is available for expert practitioners and not included in LCA software. The approach developed by OLCA-Pest proposes a way to include this assessment in a systematic way in mainstream LCA applications, but needs to be further developed. In particular, specific CFs for human toxicity have to be calculated by dynamiCROP, starting from the pesticides deposited on the food crop surface (see Sect. 5.3).

CFs for ecotoxicity need to be developed for the fraction deposited on the crop surface. The fate of pesticides such as volatilisation, wash-off, and degradation as well as the harvested fraction of the biomass should be taken into account.

The exposure of *bystanders* (Ryberg et al. 2018) and *agricultural workers* during application and also during pre-post treatment phases require the development or improvement of initial models for characterising exposure and effects of pesticides on human workers and bystanders.

Pollinators and impacts on other ecosystem functional groups require the advancement of initial models to characterise exposure and effects of pesticides on pollinating insects (Crenna et al. 2020), soil organisms, predatory birds, groundwater, and sediment-dwelling organisms need to be newly developed or existing approaches extended and operationalised for a consistent integration into existing LCIA ecotoxicity characterisation.

Metabolites need to be consistently characterised, since various chemical and biological pesticides undergo complex transformation processes. This requires additional data efforts to understand the metabolic fractions, media, and finally physicochemical property and effect data for all metabolites, of which the latter is currently the main limiting aspect.

Accounting for *biological pest control* technologies (all methods of plant protection using natural mechanisms): organic “natural” compounds, new upcoming application technologies, dissemination and effects of “natural enemies”, etc. Biological pesticides require completely different approaches for characterising emission, fate, exposure, and effect mechanisms. Only based on additional efforts to account for the emission and impact characteristics of each of these biopesticides, it will be possible to ultimately evaluate and compare alternative and chemical pesticide-based farming practices.

7 Conclusions

As mentioned in the introduction, there is a real challenge to improve the consideration of pesticides in agricultural LCA in a consistent way avoiding gaps or overlaps between LCI and LCIA. In addition, the proposed solutions must meet two main expectations that are sometimes difficult to reconcile: (i) LCA for diagnosis and eco-design of agricultural activities (in which pesticides are a major foreground activity) and (ii) LCA of food products life cycle (in which pesticides are a background activity). In this context, the framework proposed in this paper allows to implement the pesticide consensus in LCI databases and LCA software for background applications. It ensures that the mass balance of the pesticide emitted after application is preserved throughout the whole assessment. It allows for a consistent assessment of ecotoxicity and human toxicity, which currently is hindered by inconsistencies between models and databases. This results in a clear and consistent interface between the LCI and LCIA phases. The implementation in LCI databases is possible with the currently available data, which considerably simplifies the procedure. Following the recommendation for the organisation of metadata ensures that the pesticide emissions are transparently documented in crop datasets. A concept is presented to model the removal of pesticide residues on food during further processing, which is consistent with the modelling at crop level and with the general requirements of LCI databases.

We hope that the presented approach will contribute to a systematic and comprehensive inclusion of pesticide emissions and toxicity impact assessment in mainstream LCA applications in the agri-food sector. We encourage LCI database developer, LCA software

providers, and LCA practitioners to implement this approach.

Supplementary information The online version contains supplementary material available at <https://doi.org/10.1007/s11367-022-02048-7>.

Funding Open access funding provided by Agroscope. This work was financially supported by the OLCA-Pest project funded by the French Environment and Energy Management Agency, ADEME (GA no. 17-03-C0025).

Data availability Data from the OLCA-Pest project are available from <https://www.sustainability.man.dtu.dk/english/research/qa/research/research-projects/olca-pest>.

Declarations

Conflict of interest The authors declare no competing interests.

Open Access This article is licensed under a Creative Commons Attribution 4.0 International License, which permits use, sharing, adaptation, distribution and reproduction in any medium or format, as long as you give appropriate credit to the original author(s) and the source, provide a link to the Creative Commons licence, and indicate if changes were made. The images or other third party material in this article are included in the article's Creative Commons licence, unless indicated otherwise in a credit line to the material. If material is not included in the article's Creative Commons licence and your intended use is not permitted by statutory regulation or exceeds the permitted use, you will need to obtain permission directly from the copyright holder. To view a copy of this licence, visit <http://creativecommons.org/licenses/by/4.0/>.

References

- Berthoud A, Maupu P, Huet C, Poupart A (2011) Assessing freshwater ecotoxicity of agricultural products in life cycle assessment (LCA): a case study of wheat using French agricultural practices databases and USEtox model. *Int J LCA* 16(8):841–847
- Birkved M, Hauschild MZ (2006) PestLCI - a model for estimating field emissions of pesticides in agricultural LCA. *Ecol Model* 198:433–451
- Crenna E, Jolliet O, Collina E, Sala S, Fantke P (2020) Characterising honey bee exposure and effects from pesticides for chemical prioritisation and life cycle assessment. *Environ Int* 138:105642. <https://doi.org/10.1016/j.envint.2020.105642>
- Dijkman TJ, Birkved M, Hauschild MZ (2012) PestLCI 2.0: a second generation model for estimating emissions of pesticides from arable land in LCA. *Int J LCA* 17:973–986
- European Commission (2019) Product Environmental Footprint Category Rules Guidance, Version 6.3 – May 2018, 238p. https://eplca.jrc.ec.europa.eu/permalink/PEFCR_guidance_v6.3-2.pdf
- Fantin V, Righi S, Buscaroli A, Garavini G, Zamagni A, Dijkman T, Bonoli A (2016) Application of PestLCI model to site-specific soil and climate conditions: the case of maize production in Northern Italy. In: Proceedings of X Conference of Italian LCA Network Association, Ravenna, 23–24
- Fantke P, Jolliet O (2016) Life cycle human health impacts of 875 pesticides. *Int J LCA* 21:722–733
- Fantke P (2019) Modelling the environmental impacts of pesticides in agriculture. In: Weidema BP (ed) *Assessing the*

- Environmental Impact of Agriculture. Burleigh Dodds Science Publishing, Cambridge, United Kingdom, pp 177–228
- Fantke P, Antón A, Grant T, Hayashi K (2017) Pesticide emission quantification for life cycle assessment: a global consensus building process. *J LCA Japan* 13:245–251
- Fantke P, Aylward L, Bare J, Chiu WA, Dodson R, Dwyer R, Ernstoff A, Howard B, Jantunen H, Jolliet O, Judson R (2018a) Advancements in life cycle human exposure and toxicity characterization. *Environ Health Perspect* 126(12):125001
- Fantke P, Aurisano N, Bare J, Backhaus T, Bulle C, Chapman PM, De Zwart D, Dwyer R, Ernstoff A, Golsteijn L, Holmquist H, Jolliet O, McKone TE, Owsianiak M, Peijnenburg W, Posthuma L, Roos S, Saouter E, Schowanek D, van Straalen NM, Vijver MG, Hauschild M (2018b) Toward harmonizing ecotoxicity characterization in life cycle impact assessment. *Environ Toxicol Chem* 37:2955–2971
- Fantke P, Charles R, de Alencastro LF, Friedrich R, Jolliet O (2011a) Plant uptake of pesticides and human health: Dynamic modeling of residues in wheat and ingestion intake. *Chemosphere* 85:1639–1647
- Fantke P, Chiu WA, Aylward L, Judson R, Huang L, Jang S, Gouin T, Rhomberg L, Aurisano N, McKone T, Jolliet O (2021) Exposure and toxicity characterization of chemical emissions and chemicals in products: global recommendations and implementation in USEtox. *Int J LCA* 26(5):899–915
- Fantke P, Juraske R, Antón A, Friedrich R, Jolliet O (2011b) Dynamic multicrop model to characterise impacts of pesticides in food. *Environ Sci Technol* 45:8842–8849
- Fantke P, Wieland P, Juraske R, Shaddick G, Itoiz ES, Friedrich R, Jolliet O (2012) Parameterisation models for pesticide exposure via crop consumption. *Environ Sci Technol* 46(23):12864–12872
- Fantke P, Antón A, Basset-Mens C, Nemecek T, Roux P, Renaud-Gentié C, Naviaux P, Gentil C, Peña N, Melero C (2020) OLCA-Pest – Final Project Report, 12p. https://www.sustainability.man.dtu.dk/english/-/media/centre/qa/olca-pest/deliverables/olca-pest_finalreport_public.pdf
- Gentil C, Basset-Mens C, Manteaux S, Mottes C, Maillard E, Biard Y, Fantke P (2020a) Coupling pesticide emission and toxicity characterisation models for LCA: application to open-field tomato production in Martinique. *J Clean Prod* 277:124099
- Gentil C, Fantke P, Mottes C, Basset-Mens C (2020b) Challenges and ways forward in pesticide emission and toxicity characterization modeling for tropical conditions. *The Int J LCA* 25(7):1290–1306
- Gentil-Sergent C, Basset-Mens C, Gaab J, Mottes C, Melero C, Fantke P (2021a) Quantifying pesticide emission fractions for tropical conditions. *Chemosphere* 275:130014. <https://doi.org/10.1016/j.chemosphere.2021.130014>
- Gentil-Sergent C, Basset-Mens C, Renaud-Gentié C, Mottes C, Melero C, Launay A, Fantke P (2021b) Introducing ground cover management in pesticide emission modeling. *Integr Environ Assess Manage*. <https://doi.org/10.1021/acs.jafc.1c00151>
- Gutsche V, Rossberg D (1997) Synops 1.1: a model to assess and to compare the environmental risk potential of active ingredients in plant protection products. *Agric Ecosyst Environ* 64:181–188
- Kirchhübel N, Fantke P (2019) Getting the chemicals right: toward characterizing toxicity and ecotoxicity impacts of inorganic substances. *J Clean Prod* 227:554–565
- Margni M, Rossier D, Crettaz P, Jolliet O (2002) Life cycle impact assessment of pesticides on human health and ecosystems. *Agric Ecosyst Environ* 93(1–3):379–392
- Melero C, Gentil C, Peña N, Renaud-Gentié C, Fantke P (2020a) Documentation of air, soil, and water emission modelling in PestLCI Consensus model. OLCA-Pest deliverable 3.3. https://www.sustainability.man.dtu.dk/english/-/media/centre/qa/olca-pest/deliverables/olca-pest_d3-3_public.pdf
- Melero C, Nemecek T, Fantke P (2020b) Web based system, documentation, user guide for organic and inorganic pesticides. OLCA-Pest deliverable 5.1. https://www.sustainability.man.dtu.dk/english/-/media/centre/qa/olca-pest/deliverables/olca-pest_d5-1_public.pdf
- Nemecek T, Bengoa X, Lansche J, Mouron P, Riedener E, Rossi V, Humbert S (2015) World Food LCA Database: methodological guidelines for the life cycle inventory of agricultural products. Version 3.0. Lausanne and Zurich
- Neto B, Dias AC, Machado M (2013) Life cycle assessment of the supply chain of a Portuguese wine: From viticulture to distribution. *Int J LCA* 18:590–602
- Nordborg M, Cederberg C, Berndes G (2014) Modeling potential freshwater ecotoxicity impacts due to pesticide use in biofuel feedstock production: the cases of maize, rapeseed, salix, soybean, sugar cane, and wheat. *Environ Sci Technol* 48(19):11379–11388
- Owsianiak M, Holm PE, Fantke P, Christiansen KS, Borggaard OK, Hauschild MZ (2015) Assessing comparative terrestrial ecotoxicity of Cd, Co, Cu, Ni, Pb, and Zn: The influence of aging and emission source. *Environ Pollut* 206:400–410. <https://doi.org/10.1016/j.envpol.2015.07.025>
- Peña N, Anton A, Melero C, Gentil C, Nemecek T, Fantke P (2020) Definition of a consistent set of archetypes for climate, soil, crop, pesticide, and application method combinations for use in LCA. OLCA-Pest Deliverable 5:3
- Poore J, Nemecek T (2018) Reducing food's environmental impacts through producers and consumers. *Science* 360:987–998
- Potting J, Hauschild M (2006) Spatial differentiation in life cycle impact assessment: a decade of method development to increase the environmental realism of LCIA. *Int J LCA* 11:11–13
- Renaud-Gentié C, Dijkman TJ, Bjørn A, Birkved M (2015) Pesticide emission modelling and freshwater ecotoxicity assessment for Grapevine LCA: adaptation of PestLCI 2.0 to viticulture. *Int J LCA* 20(11):1528–1543
- Rosenbaum R, Anton A, Bengoa X, Bjørn A, Brain R, Bulle C, Cosme N, Dijkman T, Fantke P, Felix M, Geoghegan T, Gottesbüren B, Hammer C, Humbert S, Jolliet O, Juraske R, Lewis F, Maxime D, Nemecek T, Payet J, Räsänen K, Roux P, Schau E, Sourisseau S, van Zelm R, von Streit B, Wallman M (2015) The Glasgow consensus on the delineation between pesticide emission inventory and impact assessment for LCA. *Int J LCA* 20:765–776
- Rosenbaum RK, Bachmann TM, Gold LS, Huijbregts MAJ, Jolliet O, Juraske R, Koehler A, Larsen HF, MacLeod M, Margni M, McKone TE, Payet J, Schuhmacher M, van de Meent D, Hauschild MZ (2008) USEtox—the UNEP-SETAC toxicity model: recommended characterisation factors for human toxicity and freshwater ecotoxicity in life cycle impact assessment. *Int J LCA* 13:532–546
- Ryberg MW, Mosqueron R, Fantke P (2018) Addressing bystander exposure to agricultural pesticides in life cycle impact assessment. *Chemosphere* 197:541–549. <https://doi.org/10.1016/j.chemosphere.2018.01.088>
- van Zelm R, Larrey-Lassalle P, Roux P (2014) Bridging the gap between life cycle inventory and impact assessment for toxicological assessments of pesticides used in crop production. *Chemosphere* 100:175–181. <https://doi.org/10.1016/j.chemosphere.2013.11.037>
- Vázquez-Rowe I, Villanueva-Rey P, Iribarren D, Teresa Moreira M, Feijoo G (2012) Joint life cycle assessment and data envelopment analysis of grape production for vinification in the Rías Baixas appellation (NW Spain). *J Clean Prod* 27:92–102. <https://doi.org/10.1016/j.jclepro.2011.12.039>
- Viveros Santos I, Bulle C, Levasseur A, Deschênes L (2018) Regionalised terrestrial ecotoxicity assessment of copper-based fungicides applied in viticulture. *Sustainability* 10:2522. <https://doi.org/10.3390/su10072522>

- Wannaz C, Fantke P, Jolliet O (2018a) Multi-scale spatial modeling of human exposure from local sources to global intake. *Environ Sci Technol* 52:701–711
- Wannaz C, Fantke P, Lane J, Jolliet O (2018b) Source-to-exposure assessment with the Pangea multi-scale framework - case study in Australia. *Environ Sci-Proc Imp* 20:133–144
- Wannaz C, Franco A, Kilgallon J, Hodges J, Jolliet O (2018c) A global framework to model spatial ecosystems exposure to home and personal care chemicals in Asia. *Sci Total Environ* 622–623:410–420
- Wernet G, Bauer C, Steubing B, Reinhard J, Moreno-Ruiz E, Weidema B (2016) The ecoinvent database version 3 (part I): overview and methodology. *Int J LCA* 21(9):1218–1230
- Westh TB, Hauschild MZ, Birkved M, Jørgensen MS, Rosenbaum RK, Fantke P (2015) The USEtox story: a survey of model developer visions and user requirements. *Int J LCA* 20:299–310

Publisher's Note Springer Nature remains neutral with regard to jurisdictional claims in published maps and institutional affiliations.

Authors and Affiliations

Thomas Nemecek¹  · Assumpció Antón² · Claudine Basset-Mens^{3,4} · Céline Gentil-Sergent^{3,5,6} · Christel Renaud-Gentié⁷ · Carlos Melero⁸ · Pierre Naviaux⁹ · Nancy Peña^{2,10} · Philippe Roux¹¹ · Peter Fantke⁸

¹ LCA Research Group, Agroscope, CH-8046 Zürich, Switzerland

² IRTA Torre Marimon, 08140 Caldes de Montbui (Barcelona), Spain

³ CIRAD, HortSys, University of Montpellier, 34398 Montpellier, France

⁴ CIRAD, UPR HortSys, ELSA, 97232 Le Lamentin, Martinique, France

⁵ CIRAD, UPR HortSys, ELSA, Le Lamentin, Martinique, France

⁶ ITAB, 97232 Le Lamentin – Martinique, France

⁷ USC 1422, GRAPPE, ESA-INRAE, F-49007 Angers, France

⁸ Quantitative Sustainability Assessment, Department of Environmental and Resource Engineering, Technical University of Denmark, 2800 Kgs. Lyngby, Denmark

⁹ Comité Champagne, 51200 Epernay, France

¹⁰ BETA Tec. Center. Edifici Can Baumann, 08500 Vic (barcelona), Spain

¹¹ ITAP, INRAE, Univ Montpellier, ELSA Research Group, Montpellier SupAgroMontpellier, France