



Optical bistability of graphene in the terahertz range

Peres, N. M. R.; Bludov, Yu V.; Santos, Jaime E.; Jauho, Antti-Pekka; Vasilevskiy, M. I.

Published in:
Physical Review B

Link to article, DOI:
[10.1103/PhysRevB.90.125425](https://doi.org/10.1103/PhysRevB.90.125425)

Publication date:
2014

Document Version
Publisher's PDF, also known as Version of record

[Link back to DTU Orbit](#)

Citation (APA):
Peres, N. M. R., Bludov, Y. V., Santos, J. E., Jauho, A.-P., & Vasilevskiy, M. I. (2014). Optical bistability of graphene in the terahertz range. *Physical Review B*, 90(12), 125425. <https://doi.org/10.1103/PhysRevB.90.125425>

General rights

Copyright and moral rights for the publications made accessible in the public portal are retained by the authors and/or other copyright owners and it is a condition of accessing publications that users recognise and abide by the legal requirements associated with these rights.

- Users may download and print one copy of any publication from the public portal for the purpose of private study or research.
- You may not further distribute the material or use it for any profit-making activity or commercial gain
- You may freely distribute the URL identifying the publication in the public portal

If you believe that this document breaches copyright please contact us providing details, and we will remove access to the work immediately and investigate your claim.

Optical bistability of graphene in the terahertz range

N. M. R. Peres,¹ Yu. V. Bludov,¹ Jaime E. Santos,¹ Antti-Pekka Jauho,² and M. I. Vasilevskiy¹

¹*Centro de Física and Departamento de Física, Universidade do Minho, Campus de Gualtar, Braga 4710-057, Portugal*

²*Center for Nanostructured Graphene (CNG), Department of Micro and Nanotechnology, Technical University of Denmark, DK-2800 Kongens Lyngby, Denmark*

(Received 23 June 2014; revised manuscript received 8 August 2014; published 16 September 2014)

We use an exact solution of the relaxation-time Boltzmann equation in a uniform ac electric field to describe the nonlinear optical response of graphene in the terahertz (THz) range. The cases of monolayer, bilayer, and *ABA*-stacked trilayer graphene are considered, and the monolayer species is shown to be the most appropriate one to exploit the nonlinear free electron response. We find that a single layer of graphene shows optical bistability in the THz range, within the electromagnetic power range attainable in practice. The current associated with the third harmonic generation is also computed.

DOI: [10.1103/PhysRevB.90.125425](https://doi.org/10.1103/PhysRevB.90.125425)

PACS number(s): 42.65.Wi, 78.67.Wj, 73.25.+i, 78.68.+m

I. INTRODUCTION

Optical bistability is a way of controlling light with light [1,2]. Bistability refers to an optical effect where a system exhibits two different values of the transmitted light intensity for a single value of the input intensity. One way of analyzing the bistability is to explore the optical Kerr effect, a nonlinear phenomenon where the light modulates the material's refractive index [3]. In general, for the effect to be measurable, the light field must transverse a macroscopic distance within the nonlinear material. In a semiconductor, optical bistability was observed a long time ago [4]. The desired goal in the field of optical bistability is the possibility of realizing in a single device a set of functionalities, such as switching, logic functions, memory with a fast time response, and modulation, all using a low power laser [5]. Eventually, the practical realization of an optical computer is on the horizon [6].

In general, optical bistability can be realized at the interface between a linear and a nonlinear material, with the reflected light intensity showing hysteresis [7]. However, what may seem surprising is that the hysteresis can be observed in a system one atom thick, such as graphene. In the optical region of the spectrum, it has been shown that graphene has a strong nonlinear optical response [8–11]. The same phenomenon has been observed in graphene derivatives [12] and in graphene nanoribbons intercalated with boron nitride [13]. It has also been shown that graphene can dramatically change the nonlinear response of a silicon photonic crystal [11].

Theoretically, the nonlinear response of graphene at optical frequencies has been exploited to produce a novel class of nonlinear self-confined modes [14]. On the other hand, in the terahertz (THz) spectral range, graphene has the potential for many applications [15–18].

Some aspects of the nonlinear optical properties of graphene have already been considered in the literature [19–22]. However, the exploitation of those properties to the problem of bistability was not considered before. Results for the nonlinear Drude response of graphene in the collisionless regime have been derived previously [19–22]. Here we extend the derivation to the regime where a finite relaxation time exists, given two alternative methods to generate the expansion (one of them nonperturbative). The response of graphene to an electromagnetic pulse has also been

obtained [21]. It has also been shown that strong magnetic fields, which drive the system to the quantum Hall regime, can induce a *giant optical nonlinearity* in graphene [23]. In addition, the latter authors have also discussed an efficient nonlinear generation of THz plasmons in graphene [24].

In this paper we show that graphene has a strong nonlinear response in the THz leading to the phenomenon of bistability. This property may allow the fabrication of active devices in this spectral range. Furthermore, the study of nonlinear surface plasmon polaritons on graphene becomes accessible, since we can now solve the dispersion relation in the presence of a field-dependent conductivity. Indeed, one can even envision controlling light with light exploiting plasmonic nanostructures [25].

The paper is organized as follows. In Sec. II we present the general solution of the Boltzmann equation, which is exact within the momentum-independent relaxation time approximation. This solution is used in Sec. III to calculate the frequency-dependent nonlinear conductivity of monolayer, bilayer, and *ABA*-stacked trilayer graphene. The THz optical bistability in monolayer graphene is considered in Sec. IV and the last section is devoted to conclusions.

II. BOLTZMANN EQUATION FOR A TWO-DIMENSIONAL ELECTRON SYSTEM UNDER ac ELECTRIC FIELD

In the presence of an ac field, $\mathbf{E} = E(t)\mathbf{u}_x$ [which is directed along the x axis and the time dependence of $E(t)$, in principle, can have an arbitrary form], within the relaxation time approximation, the Boltzmann equation reads

$$\frac{\partial f_n(\mathbf{k}, t)}{\partial t} - \frac{e}{\hbar} E(t) \frac{\partial f_n(\mathbf{k}, t)}{\partial k_x} = -\frac{f_n(\mathbf{k}, t) - f_0[\epsilon_n(\mathbf{k})]}{\tau}, \quad (1)$$

where $f_0[\epsilon_n(\mathbf{k})]$ is the Fermi-Dirac distribution function, $\epsilon_n(\mathbf{k})$ is the n th band energy of two-dimensional electrons with $\mathbf{k} = (k_x, k_y)$, and τ is the (microscopic) relaxation time. As shown in Appendix A, this equation can be solved analytically if we assume that the microscopic relaxation time does not depend on \mathbf{k} . Although it might look unrealistic at first sight, this approximation is justified by the fact that τ disappears from the expression for the electric current in the physically interesting limit of frequencies ($\omega\tau \gg 1$), as will be shown below. Alternatively, one can solve Eq. (1) by iterations (see

Appendix B), a procedure that allows one to take into account the dependence of the microscopic relaxation time upon the electron momentum. The exact solution is

$$f_n(\mathbf{k}, t) = e^{-t/\tau} \int_{-\infty}^t \frac{dt'}{\tau} e^{t'/\tau} f_0[\epsilon(k_x + \kappa(t, t'), k_y)]. \quad (2)$$

Here we introduced a shorthand notation $\kappa(t, t') = (e/\hbar) \int_{t'}^t E(t'') dt''$. For a harmonic time dependence $E(t) = E_0 \cos(\omega t)$, which will be the focus of our study, the function κ is

$$\kappa(t, t') = \int_{t'}^t \frac{eE(t'')}{\hbar} dt'' = \frac{eE_0}{\hbar\omega} [\sin(\omega t) - \sin(\omega t')]. \quad (3)$$

III. NONLINEAR CURRENT RESPONSE

A. General expression

The current is given in terms of the solution of the Boltzmann equation, Eq. (2), by

$$j_x = -\frac{e}{\pi^2 \hbar} \sum_{n=1}^N \int d\mathbf{k} \frac{\partial \epsilon_n}{\partial k_x} f_n(\mathbf{k}, t) = -\frac{e}{\pi^2 \hbar} e^{-t/\tau} \int_{-\infty}^t \frac{dt'}{\tau} e^{t'/\tau} \times \sum_{n=1}^N \int d\mathbf{k} \frac{\partial \epsilon_n}{\partial k_x} f_0[\epsilon_n(k_x + \kappa(t, t'), k_y)], \quad (4)$$

where N is the number of bands in the spectrum (e.g., two in the case of bilayer graphene) and the integration is over the first Brillouin zone. In the low temperature limit ($T \rightarrow 0$) the equilibrium Fermi-Dirac distribution function can be replaced by the Heaviside step function θ , so that the nonequilibrium distribution function becomes

$$f_0[\epsilon_n(k_x + \kappa(t, t'), k_y)] = \theta[\epsilon_F - \epsilon_n(k_x + \kappa(t, t'), k_y)]. \quad (5)$$

In the following, Eqs. (4) and (5) will be used to compute the nonlinear response in different forms of graphene where the electronic energy spectra are different.

B. Monolayer graphene

The spectrum of monolayer graphene consists of only one band ($N = 1$), which in the Dirac cone approximation can be represented as $\epsilon_1(\mathbf{k}) = v_F \hbar \sqrt{k_x^2 + k_y^2}$ [$v_F = \sqrt{3}at/(2\hbar)$ is the Fermi velocity of the electrons, a is the lattice constant, and t is the tight-binding nearest-neighbor hopping parameter). To compute j_x we first focus our attention on the momentum integration. To that end, we define the integral

$$I_{11}(\kappa) = \int dk_x dk_y \frac{k_x}{\sqrt{k_x^2 + k_y^2}} \theta[\epsilon_F - v_F \hbar \sqrt{(k_x + \kappa)^2 + k_y^2}], \quad (6)$$

such that

$$j_x = -\frac{ev_F}{\pi^2} e^{-t/\tau} \int_{-\infty}^t \frac{dt'}{\tau} e^{t'/\tau} I_{11}(\kappa), \quad (7)$$

and $\kappa \equiv \kappa(t, t')$. Note that we consider a doped graphene sheet, i.e., we assume a finite ϵ_F [and a corresponding finite $k_F = \epsilon_F/(\hbar v_F)$]. Performing the substitutions $k_x + \kappa = \tilde{k}_x$, $k_y = \tilde{k}_y$

the integral becomes

$$I_{11}(\kappa) = \int d\tilde{k}_x d\tilde{k}_y \frac{\tilde{k}_x - \kappa}{\sqrt{(\tilde{k}_x - \kappa)^2 + \tilde{k}_y^2}} \theta(\epsilon_F - v_F \hbar \sqrt{\tilde{k}_x^2 + \tilde{k}_y^2}). \quad (8)$$

Introducing the limits of integration imposed by the step function, the integral splits into two terms:

$$I_{11}(\kappa) = \int_{-k_F}^{k_F} d\tilde{k}_y \int_0^{\sqrt{k_F^2 - k_y^2}} d\tilde{k}_x \frac{\tilde{k}_x - \kappa}{\sqrt{(\tilde{k}_x - \kappa)^2 + \tilde{k}_y^2}} + \int_{-k_F}^{k_F} d\tilde{k}_y \int_{-\sqrt{k_F^2 - k_y^2}}^0 d\tilde{k}_x \frac{\tilde{k}_x - \kappa}{\sqrt{(\tilde{k}_x - \kappa)^2 + \tilde{k}_y^2}}. \quad (9)$$

The integral over $d\tilde{k}_x$ is elementary and we end up with

$$I_{11}(\kappa) = 2 \int_0^{k_F} d\tilde{k}_y \left(\sqrt{\kappa^2 + k_F^2 - 2\kappa \sqrt{k_F^2 - \tilde{k}_y^2}} - \sqrt{\kappa^2 + k_F^2 + 2\kappa \sqrt{k_F^2 - \tilde{k}_y^2}} \right). \quad (10)$$

We note that $I_{11}(\kappa)$ is an odd function of κ . The integral $I_{11}(\kappa)$ can be written in terms of elliptic integrals, a result valid for all values of the ratio κ/k_F . In the regime $\kappa/k_F \leq 1$ the integral $I(\kappa)$ can be expressed in terms of the Gaussian hypergeometric function [26] ${}_2F_1(a, b; c, x)$ as

$$I_{11}(\kappa) = -\pi \kappa k_F \times {}_2F_1\left(-\frac{1}{2}, \frac{1}{2}; 2, \frac{\kappa^2}{k_F^2}\right). \quad (11)$$

Although this is a formal analytical expression, it is preferable to expand it in powers of κ/k_F ,

$$I_{11}(\kappa) \approx -\pi k_F \kappa \left[1 - \frac{1}{8} \left(\frac{\kappa}{k_F}\right)^2 - \frac{1}{64} \left(\frac{\kappa}{k_F}\right)^4 \right]. \quad (12)$$

It is important to stress that all terms but the first in this series have the same sign. A comparison between the result of Eq. (10) with the approximate expression (12) is given in Fig. 1. Clearly, the expansion (12) works very well all the way from $\kappa/k_F = 0$ till $\kappa/k_F = 1$.

To evaluate the current at zero temperature we still need to compute the integral over t' . The first-order term is

$$J^{(1)} = e^{-t/\tau} \int_{-\infty}^t \frac{dt'}{\tau} e^{t'/\tau} \kappa(t, t') = \frac{eE_0}{\hbar} \tau \frac{\cos(t\omega) + \tau\omega \sin(t\omega)}{1 + \tau^2\omega^2} = \frac{eE_0}{2\hbar} \tau \frac{1 + i\tau\omega}{1 + \tau^2\omega^2} e^{-i\omega t} + \text{c.c.} \quad (13)$$

The current is thus

$$j_x^{(1)} = \frac{ev_F k_F}{\pi} J^{(1)} = \frac{e^2 \epsilon_F \tau}{\pi \hbar} \frac{1}{1 - i\tau\omega} \frac{E_0}{2} e^{-i\omega t}, \quad (14)$$

which is nothing but Drude's result. Here we have extracted the dependence of the integral on $e^{-i\omega t}$ only. In the limit $\omega\tau \gg 1$, the linear part of the current can be expressed as

$$j_x^{(1)} = iv_1 \frac{E_0}{2} e^{-i\omega t}, \quad v_1 = \frac{e^2 \epsilon_F}{\pi \hbar \hbar\omega}. \quad (15)$$

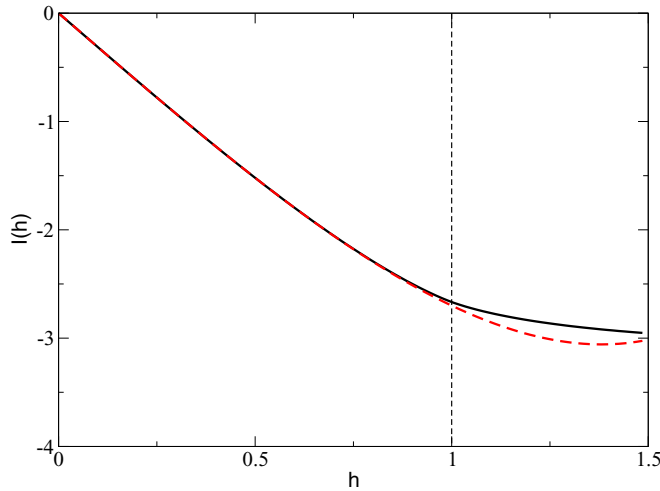


FIG. 1. (Color online) Plot of the function $I(\kappa)$ vs $h = \kappa/k_F$. Function $I(\kappa)$, as computed from Eq. (10), and (dashed line) the approximation given by Eq. (12); we have taken $k_F = 1$.

The calculation of the third-order term is more tedious [27]. We have to evaluate

$$\begin{aligned} J^{(3)} &= e^{-t/\tau} \int_{-\infty}^t \frac{dt'}{\tau} e^{t'/\tau} \kappa^3(t, t') \\ &= -\frac{18\tau^3}{(2i\tau\omega - 1)(1 + \tau^2\omega^2)} \left(\frac{eE_0}{2\hbar}\right)^3 e^{-i\omega t} \\ &\quad + \frac{6\tau^3}{1 - 6i\omega\tau - 11\tau^2\omega^2 + 6i\tau^3\omega^3} \left(\frac{eE_0}{2\hbar}\right)^3 e^{-i3\omega t} + \text{c.c.} \end{aligned} \quad (16)$$

which for $\omega\tau \gg 1$ leads to

$$J^{(3)} = \frac{9i}{\omega^3} \left(\frac{eE_0}{2\hbar}\right)^3 e^{-i\omega t} - \frac{i}{\omega^3} \left(\frac{eE_0}{2\hbar}\right)^3 e^{-i3\omega t}. \quad (17)$$

The third-order current, $j_x^{(3)}$, is given by

$$j_x^{(3)} = -\frac{ev_F}{8\pi k_F} J^{(3)} = j_x^{(3,\omega)} + j_x^{(3,3\omega)}, \quad (18)$$

where

$$j_x^{(3,\omega)} = -iv_3 \frac{E_0^3}{8} e^{-i\omega t}, \quad v_3 = 9 \frac{e^2}{\hbar\pi} \frac{v_F^2}{8\epsilon_F} \frac{e^2}{\hbar\omega^3}, \quad (19)$$

and

$$j_x^{(3,3\omega)} = i \frac{v_3}{9} \frac{E_0^3}{8} e^{-i3\omega t}. \quad (20)$$

The term $j_x^{(3,3\omega)}$ represents the third harmonic generation. We also note that result (19) differs by a factor of 3 from the result for the same quantity computed by Mikhailov [19]. This difference exists, because Mikhailov treatment does not permit one to study the regime of $\omega\tau \gg 1$, since by construction it assumes that the observation time is much smaller than τ . Finally, the current to fifth order (in the limit $\tau\omega \gg 1$) is given by

$$j_x^{(5,\omega)} = -iv_5 \left(\frac{E_0}{2}\right)^5 e^{-i\omega t}, \quad v_5 = \frac{25}{16} \frac{e^2}{\hbar\pi} \frac{v_F^4}{\epsilon_F^3} \frac{e^4}{\hbar\omega^5}. \quad (21)$$

This concludes the derivation of the nonlinear response of monolayer graphene. An alternative way to obtain the

nonlinear current in monolayer graphene is presented in Appendix B, where the Boltzmann equation is solved by means of expansion of the nonlinear distribution function in powers of the electric field, while here the expansion was performed during the calculation of the current density. In both cases the dimensionless expansion parameter is k_0/k_F , where $k_0 = eE_0/(\hbar\omega)$. The procedure is valid if $k_0/k_F < 1$.

C. Bilayer and trilayer graphene

We next consider an AB -stacked graphene bilayer, whose spectrum consists of two parabolic bands ($N = 2$) and can be represented as [29]

$$\epsilon_1(\mathbf{k}) = \frac{v_F^2 \hbar^2 (k_x^2 + k_y^2)}{t_\perp}; \quad (22)$$

$$\epsilon_2(\mathbf{k}) = t_\perp + \frac{v_F^2 \hbar^2 (k_x^2 + k_y^2)}{t_\perp}, \quad (23)$$

where t_\perp is the hopping parameter between the layers. Substituting (22) and (23) into Eq. (4), we obtain the following expression for the current density:

$$j_x = -\frac{2ev_F^2 \hbar}{\pi^2 t_\perp} e^{-t/\tau} \int_{-\infty}^t \frac{dt'}{\tau} e^{t'/\tau} [I_{21}(\kappa) + I_{22}(\kappa)], \quad (24)$$

where I_{2n} with $n = 1, 2$ are integrals analogous to I_{11} defined in the previous section, and are evaluated in Appendix C. Substituting them into Eq. (24) and using Eq. (13) we obtain

$$\begin{aligned} j_x &= \frac{2e}{\pi \hbar} [\epsilon_F + (\epsilon_F - t_\perp)\theta(\epsilon_F - t_\perp)] J^{(1)} \\ &= \frac{2e^2}{\pi \hbar^2} [\epsilon_F + (\epsilon_F - t_\perp)\theta(\epsilon_F - t_\perp)] \frac{E_0}{2} \tau \frac{1 + i\tau\omega}{1 + \tau^2\omega^2} e^{-i\omega t}. \end{aligned} \quad (25)$$

It is interesting that, owing to its parabolic energy spectrum [Eqs. (22) and (23)], bilayer graphene is a purely linear system. If the Fermi level is below the interlayer hopping energy t_\perp , the conductivity is equal to twice the first-order conductivity of monolayer graphene [compare Eqs. (25) and (14)]. For $\epsilon_F > t_\perp$, there is a correction to the conductivity due to the second band filling.

The spectrum of the ABA -stacked trilayer graphene consists of one Dirac-type and two parabolic bands [30],

$$\epsilon_1 = \frac{\hbar^2 v_F^2 (k_x^2 + k_y^2)}{\sqrt{2}t_\perp}; \quad (26)$$

$$\epsilon_2 = \hbar v_F \sqrt{k_x^2 + k_y^2}; \quad (27)$$

$$\epsilon_3 = \sqrt{2}t_\perp + \frac{\hbar^2 v_F^2 (k_x^2 + k_y^2)}{\sqrt{2}t_\perp}. \quad (28)$$

Substituting these relations into Eq. (4) and proceeding as before we obtain the following expression for the induced current:

$$\begin{aligned} j_x &= \frac{e^2}{\pi \hbar^2} [3\epsilon_F + 2(\epsilon_F - \sqrt{2}t_\perp)\theta(\epsilon_F - \sqrt{2}t_\perp)] \\ &\quad \times \frac{E_0}{2} \tau \frac{1 + i\tau\omega}{1 + \tau^2\omega^2} e^{-i\omega t} + j_x^{(3)} + j_x^{(5,\omega)}. \end{aligned} \quad (29)$$

Here $j_x^{(3)}$ and $j_x^{(5,\omega)}$ coincide with those defined by Eqs. (18) and (21), respectively. The main result is that, in contrast with the case of bilayer graphene, this material is a nonlinear medium alike monolayer graphene. However, the linear part of the induced current in this case is larger than for monolayer graphene, so we may say that its nonlinearity is relatively weaker.

We note that below we use the expressions for the nonlinear optical response of graphene in the collisionless regime. This may be experimentally justified. In a previous experimental study [31] of the transmittance of graphene in the wave-number range of [30, 1000] cm^{-1} , a relaxation rate of $\Gamma = 95 \text{ cm}^{-1}$ was found (see Fig. 3 of that reference). For the two frequencies considered below the product $\omega\tau = 2\pi f\tau$ is 2.2 and 1.1 for the frequencies of $f = 1 \text{ THz}$ and $f = 0.5 \text{ THz}$, respectively [see also Ref. [32] for different (smaller) values of Γ]. Clearly these numbers are not in the regime $\omega\tau \gg 1$. However, these numbers are for large area chemical vapor deposition grown graphene, which is known to produce a low-mobility material. On the other hand, exfoliated graphene has mobilities that are more than one order of magnitude larger. In an experiment done in this type of graphene one would be in the regime $\omega\tau \gg 1$. Indeed, a recent theoretical calculation [33] of the optical response of suspended graphene in the terahertz range, using *ab initio* methods, yielded a value of $\Gamma = 1/\tau \sim 0.8 \text{ THz}$ which leads to $2\pi f/\Gamma \sim 7.9$.

IV. BISTABILITY OF MONOLAYER GRAPHENE

We shall now discuss the possibility of optical bistability in graphene. To this end, we start by solving the scattering problem in the geometry defined by Fig. 2, where a graphene sheet, the nonlinear medium, is located at $z = 0$. The boundary conditions obeyed by the electromagnetic field are

$$E_r + E_0 = E_t \quad (30)$$

and

$$B_L - B_R = \mu_0 j_x, \quad (31)$$

where B_L is the magnetic field of the electromagnetic field to the left of graphene and B_R that to the right. From Maxwell's equations it follows that

$$\partial_z E_x = i\omega B_y, \quad (32)$$

which imply that

$$B_L = \frac{k}{\omega}(E_0 - E_r) \quad (33)$$

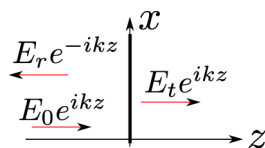


FIG. 2. (Color online) Scattering geometry. The thick line represents the graphene sheet.

and

$$B_R = \frac{k}{\omega} E_t. \quad (34)$$

Thus

$$\frac{k}{\omega}(E_0 - E_r) - \frac{k}{\omega} E_t = i\mu_0(v_1 E_t - v_3 E_t^3 - v_5 E_t^5) \quad (35)$$

or

$$E_0 = E_t \left[1 - i \frac{\mu_0 c}{2} (v_1 - v_3 E_t^2 - v_5 E_t^4) \right], \quad (36)$$

where v_1 , v_3 , and v_5 are defined in Eqs. (15), (19), and (21). We must stress the bistability effect does not require the inclusion of the fifth-order term. We only include it here to show that the effect is not suppressed by higher-order powers of the expansion. Here we suppose for convenience that E_t is purely real, i.e., possesses zero phase, then E_0 is complex. Taking the square of the modulus of Eq. (36), we obtain

$$|E_0|^2 = E_t^2 \left[1 + \frac{\mu_0^2 c^2}{4} v_1^2 \left(1 - \frac{v_3 + E_t^2 v_5}{v_1} E_t^2 \right)^2 \right]. \quad (37)$$

Defining $|E_0|^2 = Y$ and $E_t^2 = X$ [34], we rewrite Eq. (37) as

$$Y = X[1 + \beta(1 - \Lambda X)^2], \quad (38)$$

where

$$\beta = \frac{\mu_0^2 c^2}{4} v_1^2 = 4\alpha^2 \frac{\epsilon_F^2}{\hbar^2 \omega^2} \quad (39)$$

is a dimensionless parameter, α is the fine-structure constant, and

$$\Lambda = \frac{v_3 + E_t^2 v_5}{v_1} = \frac{9}{8} \frac{v_F^2 \hbar^2}{\epsilon_F^2} \frac{e^2}{\hbar^2 \omega^2} + \frac{25}{16} \frac{v_F^4}{\epsilon_F^4} \frac{e^4}{\omega^4} X. \quad (40)$$

Clearly, it follows from Eq. (38) that for $X = 1/\Lambda$ resonant transmission occurs; that is, the system becomes fully transparent ($X = Y$) [35].

It is more convenient to rewrite Eq. (38) in dimensionless form. To that end we introduce the new variables

$$x = \frac{e^2 E_t^2}{\hbar^2 \omega^2 k_F^2} \quad (41)$$

and

$$y = \frac{e^2 E_0^2}{\hbar^2 \omega^2 k_F^2}, \quad (42)$$

which leads to a universal equation for the relation between x and y as a function of the dimensionless parameter β :

$$y = x \left[1 + \beta \left(1 - \frac{9}{8} x - \frac{25}{16} x^2 \right)^2 \right]. \quad (43)$$

Let us now analyze the consequences of Eq. (43). For a given value of E_0 this equation has one or more real solutions, such that $E_t < E_0$. These solutions are depicted in Fig. 3. From this figure we see that there is a region of incoming intensities ($Y_- \leq Y \leq Y_+$) for which there are three possible values of the transmitted intensity (X). However, the intermediate one corresponds to an unstable state (like in the case of first-order phase transitions). If one starts at small values of Y and cranks up the intensity of the laser, one follows the lower curve till

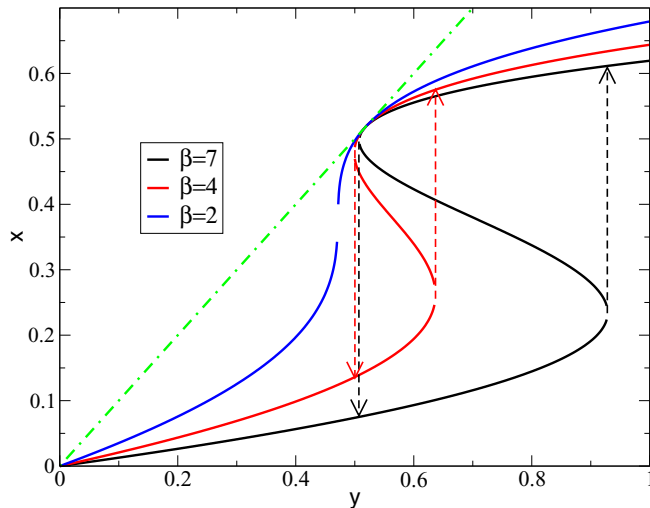


FIG. 3. (Color online) Bistability curves of the dimensionless field x as a function of y , for different values of the parameter β . When the power of the laser is increased the transmission through graphene follows the curve starting at zero until it reaches a point where the transmission suffers a sudden jump to higher values. The dashed-dotted straight line is the function $x = y$.

a point Y_+ where there is a sudden jump in the transmitted intensity X , represented by an arrow pointing up. On the other hand, if one starts at a high power and reduces it, the transmitted power will follow the solid curve, until it suddenly jumps to a regime of low transmission (Y_-), represented by a dashed line with an arrow pointing down. This implies that there is a hysteresis effect, or bistability. We should emphasize that this bistability is of electronic origin and, therefore, the switching of the bistability should be quite fast.

The incident power domain where Eq. (38) has three roots can be found by putting its discriminant equal to zero, namely,

$$27\beta\Lambda^2Y^2 - 4\beta\Lambda(\beta + 9)Y + 4(1 + \beta)^2 = 0 \quad (44)$$

[the last term in (40) was neglected for simplicity]. From Eq. (44) we obtain

$$Y_{\pm} = \frac{2}{27\beta\Lambda}[\beta(\beta + 9) \pm \sqrt{\beta(\beta - 3)^3}]. \quad (45)$$

It follows from Eq. (45) that if $\beta \leq 3$ there is only one root of Eq. (38), i.e., there is no bistability. For $\beta > 3$ an increase of β leads to the broadening of the bistability domain $Y_- \leq Y \leq Y_+$.

The solution of the bistability equation in terms of dimensionless variables allow us to control the validity of the expansion, since for the considered parameters we always have $x < 1$; that is, the condition $h = k_0/k_F < 1$ [with $k_0 = eE_t/(\hbar\omega)$] is not violated along the hysteresis curve.

V. CONCLUSIONS

In summary, we analyzed the nonlinear response of doped monolayer and multilayer graphene in the THz range, where it is determined by intraband transitions of free electrons. Our analysis, based on an exact solution of the relaxation-time Boltzmann equation, shows the crucial role of the Dirac-type

electronic spectrum in getting considerable (third-order) nonlinearity and indicates monolayer graphene as the most appropriate one to exploit it. The nonlinearity causes the third harmonic generation (the current $j^{(3,3\omega)}$ calculated in Sec. III) and the optical bistability considered in the previous section. The latter is important because of its potential for applications in THz laser pulse modulation, optical switching, and signal processing. The estimated switching powers are attainable with existing terahertz radiation sources. In fact, THz lasers with peak electric fields of ~ 4 MV/m have recently been built [36]. Single-cycle THz pulses with amplitudes exceeding 100 MV/m are also possible [37]. These peak values are within the range needed to perform experiments associated with the results of Fig. 3. The effect can be enhanced by stacking several layers of graphene together, separated from each other by a boron nitride spacer (rather than using multilayer graphene sheets).

ACKNOWLEDGMENTS

We are grateful to D. K. Ferry and A. A. Ignatov for sharing their insights on the early developments of Boltzmann transport theory for semiconductors, and we thank N. A. Mortensen for useful remarks. This work was partially supported by the FEDER COMPETE Program and by the Portuguese Foundation for Science and Technology (FCT) through Grant No. PEst-C/FIS/UI0607/2013. We acknowledge support from the EC under Graphene Flagship (Contract No. CNECT-ICT-604391). The Center for Nanostructured Graphene (CNG) is sponsored by the Danish National Research Foundation, Project No. DNRF58. The work contract of J.E.S. is financed within the framework of the Program of Recruitment of Post Doctoral Researchers for the Portuguese Scientific and Technological System, with the Operational Program Human Potential (POPH) of the QREN, participated in by the European Social Fund (ESF) and national funds of the Portuguese Ministry of Education and Science (MEC).

APPENDIX A: EXACT SOLUTION OF THE BOLTZMANN EQUATION

Here we give, for completeness, a derivation of the exact solution for the relaxation-time Boltzmann equation with uniform, time-dependent fields. This situation has been analyzed by a large number of researchers in the past. The solution is implicit (but not explicitly stated) in the early work of Chambers [38], and analyzed in detail by Ignatov and Romanov in their discussion of nonlinear electromagnetic properties of semiconductor superlattices [39]. To solve (1) we proceed as follows. Making the transformation

$$f(\mathbf{k}, t) = e^{-t/\tau} g(\mathbf{k}, t), \quad (A1)$$

Eq. (1) reads

$$\tau \frac{\partial g(\mathbf{k}, t)}{\partial t} - k_0(t) \frac{\partial g(\mathbf{k}, t)}{\partial k_x} = f_0 e^{t/\tau}, \quad (A2)$$

where $k_0(t) = eE(t)\tau/\hbar$. This differential equation can be solved by the method of characteristics. We thus write

$$\frac{dt}{\tau} = -\frac{dk_x}{k_0(t)} = \frac{dg(\mathbf{k}, t)}{f_0 e^{t/\tau}}. \quad (\text{A3})$$

The characteristic curves are defined by the solution of

$$\frac{dt}{\tau} = -\frac{dk_x}{k_0(t)} \Leftrightarrow k_0(t)dt = -\tau dk_x, \quad (\text{A4})$$

which upon integration gives

$$\int^t k_0(t_1)dt_1 + \tau k_x = C, \quad (\text{A5})$$

which defines a family of curves for different C 's. We can again use the characteristic relations and write

$$dg(\mathbf{k}, t) = f_0(k_x, k_y) e^{t'/\tau} \frac{dt}{\tau}. \quad (\text{A6})$$

Using the equation for the characteristic curve we write

$$dg(\mathbf{k}, t) = f_0 \left[C/\tau - \int^t k_0(t_1)dt_1/\tau, k_y \right] e^{t'/\tau} \frac{dt}{\tau}, \quad (\text{A7})$$

which upon integration gives

$$g(\mathbf{k}, t) = \int_{t_0}^t \frac{dt'}{\tau} f_0 \left[C/\tau - \int_{t'}^t k_0(t_1)dt_1/\tau, k_y \right] e^{t'/\tau}, \quad (\text{A8})$$

and writing

$$C/\tau = \int^t k_0(t_1)dt_1/\tau + k_x, \quad (\text{A9})$$

the equation for $g(\mathbf{k}, t)$ reads

$$g(\mathbf{k}, t) = \int_{t_0}^t \frac{dt'}{\tau} e^{t'/\tau} f_0 \left[k_x + \int_{t'}^t k_0(t_1)dt_1/\tau, k_y \right], \quad (\text{A10})$$

from which $f(\mathbf{k}, t)$ follows. The value of t_0 is determined from the following condition: if $k_0(t) \rightarrow 0$, then $f(\mathbf{k}, t) \rightarrow f_0(\mathbf{k})$. In this limit we obtain

$$\lim_{E(t) \rightarrow 0} f(\mathbf{k}, t) \rightarrow f_0(\mathbf{k}) e^{-t/\tau} \int_{t_0}^t e^{t'/\tau} dt'/\tau, \quad (\text{A11})$$

which implies that $t_0 = -\infty$. Thus

$$f(\mathbf{k}, t) = e^{-t/\tau} \int_{-\infty}^t \frac{dt'}{\tau} e^{t'/\tau} f_0 \left[k_x + \int_{t'}^t k_0(t_1)dt_1/\tau, k_y \right], \quad (\text{A12})$$

the result presented in the main text.

APPENDIX B: ITERATIVE SOLUTION OF THE BOLTZMANN EQUATION

The results obtained in the bulk of the text for the nonlinear current can also be derived, although in a less elegant way, by an iterative approach. We give here the derivation of the current $j_x^{3,\omega}$ for the case of graphene. We assume a momentum-independent relaxation time, but the method works as well if τ is momentum dependent.

Within the relaxation-time approximation, the Boltzmann equation reads

$$\frac{\partial f}{\partial t} - \frac{e}{\hbar} \vec{E} \cdot \vec{\nabla}_{\mathbf{k}} f = -\frac{f - f_0}{\tau}, \quad (\text{B1})$$

where $e > 0$, f_0 is the distribution function in equilibrium, and f is the distribution function in the presence of the field (that is, out of equilibrium). We assume that the system is subjected to a finite ac field of the form

$$\vec{E} = \epsilon_0 \hat{u}_x e^{-i\omega t} + \epsilon_0^* \hat{u}_x e^{i\omega t}, \quad (\text{B2})$$

where at some point in the calculation we take $\epsilon_0 = \epsilon_0^* = E_0/2$. We seek a distribution function in the form

$$f(t) = f_0 + f_1(t) + f_2(t) + f_3(t), \quad (\text{B3})$$

where the subindex refers to the power of the field within the term of the distribution.

We note in passing that the solution of a differential equation of the form

$$\dot{y} + ay = s(t), \quad (\text{B4})$$

where $s(t)$ is a source term, reads

$$y(t) = e^{-at} \int_{-\infty}^t s(t') e^{at'} dt'. \quad (\text{B5})$$

For sure, this is indeed a particular solution, but one where the memory of the transient response has been lost; this is assured by taking $t' = -\infty$ in the lower limit of the integral. In the context of the response of an electron gas to an ac electric field, where dissipation exists, this choice for the lower limit of the integral is physically justified.

We now plug in the expansion (B3) in the Boltzmann equation and gather the terms with the same order in the field. This leads to

$$\dot{f}_1 + \frac{f_1}{\tau} = \frac{e}{\hbar} \vec{E} \cdot \vec{\nabla}_{\mathbf{k}} f_0, \quad (\text{B6})$$

$$\dot{f}_2 + \frac{f_2}{\tau} = \frac{e}{\hbar} \vec{E} \cdot \vec{\nabla}_{\mathbf{k}} f_1, \quad (\text{B7})$$

$$\dot{f}_3 + \frac{f_3}{\tau} = \frac{e}{\hbar} \vec{E} \cdot \vec{\nabla}_{\mathbf{k}} f_2. \quad (\text{B8})$$

Equation (B6) is of the form (B5) and we obtain for f_1 the result

$$f_1 = \frac{\partial f_0}{\partial \epsilon} \frac{e \vec{v}_F \cdot \hat{u}_x \epsilon_0}{1/\tau - i\omega} e^{-i\omega t} + \frac{\partial f_0}{\partial \epsilon} \frac{e \vec{v}_F \cdot \hat{u}_x \epsilon_0^*}{1/\tau + i\omega} e^{i\omega t}, \quad (\text{B9})$$

where $\epsilon = v_F \hbar k$ and $\vec{v}_F = v_F \vec{k}/k$. The details of the calculation are as follows:

$$f_1 = e^{-t/\tau} \frac{e}{\hbar} \vec{\nabla}_{\mathbf{k}} f_0 \cdot \int_{-\infty}^t (\epsilon_0 \hat{u}_x e^{-i\omega t} + \epsilon_0^* \hat{u}_x e^{i\omega t}) e^{t'/\tau} dt'. \quad (\text{B10})$$

Upon integration, the result (B9) follows. We have also used the result

$$\vec{\nabla}_{\mathbf{k}} f_0 = \frac{\partial f_0}{\partial \epsilon} \vec{v}_F. \quad (\text{B11})$$

We now proceed to the solution of Eq. (B7). Explicitly, we have

$$\dot{f}_2 + \frac{f_2}{\tau} = \frac{e}{\hbar}(\epsilon_0 \hat{u}_x e^{-i\omega t} + \epsilon_0^* \hat{u}_x e^{i\omega t}) \cdot \vec{\nabla}_{\vec{k}} \times \left[\frac{\partial f_0}{\partial \epsilon} \left(\frac{e \vec{v}_F \cdot \hat{u}_x \epsilon_0}{1/\tau - i\omega} e^{-i\omega t} + \text{H.c.} \right) \right]. \quad (\text{B12})$$

Taking $\epsilon_0 = \epsilon_0^*$ and solving the differential equation, we obtain for f_2 the result

$$f_2 = f_0'' \frac{e^2 v_F^2}{1/\tau - i\omega} (\vec{v}_F \cdot \hat{u}_x \epsilon_0)^2 \left(\frac{e^{-2i\omega t}}{1/\tau - 2i\omega} + \tau \right) + f_0' \frac{e^2 v_F}{\tau - i\omega} \frac{1}{\hbar k} [\epsilon_0^2 - (\epsilon_0 \hat{u}_x \cdot \vec{v}_F / v_F)^2] \times \left(\frac{e^{-2i\omega t}}{1/\tau - 2i\omega} + \tau \right) + \text{H.c.}, \quad (\text{B13})$$

where

$$f_0' = \frac{\partial f_0}{\partial \epsilon} \quad (\text{B14})$$

and

$$f_0'' = \frac{\partial^2 f_0}{\partial \epsilon^2}, \quad (\text{B15})$$

and the result ($\vec{\epsilon}_0 = \epsilon_0 \hat{u}_x$)

$$\vec{\nabla}_{\vec{k}}(\vec{\epsilon}_0 \cdot \vec{v}_F) = v_F \vec{\nabla}_{\vec{k}}(\vec{\epsilon}_0 \cdot \vec{k} / k) = v_F \left(\frac{\vec{\epsilon}_0}{k} - \frac{\vec{\epsilon}_0 \cdot \vec{k}}{k^3} \vec{k} \right) \quad (\text{B16})$$

has been used. Clearly, f_2 does not contribute to the current, because

$$\int_0^{2\pi} \cos \theta = \int_0^{2\pi} \cos^3 \theta = 0. \quad (\text{B17})$$

We should note the presence in f_2 of a term that does not oscillate in time. This term, however, will contribute to another term in f_3 oscillating with frequency ω . Finally, we have to solve

$$\dot{f}_3 + \frac{f_3}{\tau} = \frac{e}{\hbar} (e^{-i\omega t} + e^{i\omega t}) \epsilon_0 \hat{u}_x \cdot \vec{\nabla}_{\vec{k}} f_2. \quad (\text{B18})$$

The right-hand side of the last equation together with its integration produces a number of terms. We are interested in those terms proportional to $e^{-i\omega t}$. We note that we can write f_2 in a form more convenient to our purposes (that is, power counting) as

$$f_2 = \left[f_0'' e^2 (\vec{v}_F \cdot \hat{u}_x \epsilon_0)^2 + f_0' \frac{e^2 v_F}{\hbar k} [\epsilon_0^2 - (\epsilon_0 \hat{u}_x \cdot \vec{v}_F / v_F)^2] \right] \times \left(\frac{2}{(1/\tau)^2 + \omega^2} + \frac{e^{-2i\omega t}}{(1/\tau - i\omega)(1/\tau - 2i\omega)} + \text{H.c.} \right), \quad (\text{B19})$$

where H.c. refers to the Hermitian conjugate of the second term. Given the form of f_3 in (B18) and Eq. (B19) it is a

simple task to isolate those terms proportional to $e^{-i\omega t}$; there are four such terms. The calculations are straightforward. The result is

$$f_3 = \frac{e^3 v_F^2}{\hbar} \epsilon_0 \hat{u}_x \cdot \vec{\nabla}_{\vec{k}} [f_0'' (\epsilon_0 \hat{u}_x \cdot \vec{k} / k)^2] g(\omega) + \frac{e^3 v_F}{\hbar^2} \epsilon_0 \hat{u}_x \cdot \vec{\nabla}_{\vec{k}} \{ f_0' [\epsilon_0^2 / k - (\epsilon_0 \hat{u}_x \cdot \vec{k})^2 / k^3] \} g(\omega) + \dots, \quad (\text{B20})$$

where $g(\omega)$ reads

$$g(\omega) = \frac{2}{1/\tau^2 + \omega^2} \frac{e^{-i\omega t}}{1/\tau - i\omega} + \frac{e^{-i\omega t}}{(1/\tau - i\omega)^2 (1/\tau - 2i\omega)}. \quad (\text{B21})$$

In Eq. (B20) only the terms proportional to $e^{-i\omega t}$ are written explicitly. The collisionless limit of $g(\omega)$ reads

$$\lim_{\tau \rightarrow \infty} g(\omega) = \frac{3i}{2\omega^3} e^{-i\omega t}. \quad (\text{B22})$$

We notice that the terms containing derivatives of the δ functions do not contribute to the current. In this case, the current that oscillates with frequency ω is simply given by

$$j_x^{(3,\omega)} = -\frac{e^4 v_F}{\pi^2 \hbar^3} \int_0^{2\pi} \int_0^\infty k dk \cos^2 \theta \delta(k - k_F) \frac{1}{k^2} \times 3\epsilon_0^3 \sin^2 \theta g(\omega). \quad (\text{B23})$$

Performing the integrations and writing $\epsilon_0 = E_0/2$ we obtain

$$j_x^{(3,\omega)} = -\frac{3}{4} \frac{e^4}{\pi \hbar^3} \frac{v_F E_0^3}{k_F} g(\omega), \quad (\text{B24})$$

which in the collisionless limit reads

$$j_x^{(3,\omega)} = -i \frac{9}{8} \frac{e^4}{\pi \hbar^3} \frac{v_F E_0^3}{k_F} e^{-i\omega t}. \quad (\text{B25})$$

The explicit form of f_3 is obtained from

$$f_3 = f_0''' e^3 (\vec{\epsilon}_0 \cdot \vec{v}_F)^3 g(\omega) + f_0'' \frac{e^3}{\hbar} \vec{\epsilon}_0 \cdot \vec{\nabla}_{\vec{k}} (\vec{v}_F \cdot \vec{\epsilon}_0)^2 g(\omega) + f_0' \frac{e^3}{\hbar} v_F \vec{v}_F \cdot \vec{\epsilon}_0 \left(\frac{\epsilon_0^2}{k} - \frac{(\vec{\epsilon}_0 \cdot \vec{k})^2}{k^3} \right) g(\omega) + f_0' \frac{e^3}{\hbar^2} v_F \vec{\epsilon}_0 \cdot \vec{\nabla}_{\vec{k}} \left(\frac{\epsilon_0^2}{k} - \frac{(\vec{\epsilon}_0 \cdot \vec{k})^2}{k^3} \right) g(\omega) + \dots, \quad (\text{B26})$$

where the following relations are useful:

$$\vec{\epsilon}_0 \cdot \vec{\nabla}_{\vec{k}} (\vec{\epsilon}_0 \cdot \vec{v}_F / v_F)^2 = 2(\vec{\epsilon}_0 \cdot \vec{v}_F / v_F) \times \left(\frac{\epsilon_0^2}{k} - \frac{(\vec{\epsilon}_0 \cdot \vec{k})^2}{k^3} \right) \quad (\text{B27})$$

and

$$\vec{\epsilon}_0 \cdot \vec{\nabla}_{\vec{k}} \left(\frac{\epsilon_0^2}{k} - \frac{(\vec{\epsilon}_0 \cdot \vec{k})^2}{k^3} \right) = -3 \frac{\epsilon_0^2}{k^2} (\vec{\epsilon}_0 \cdot \vec{v}_F / v_F) + 3 \frac{(\vec{\epsilon}_0 \cdot \vec{v}_F / v_F)^3}{k^2}. \quad (\text{B28})$$

We also note the result

$$\int F(k)\delta^{(n)}(k - k_F)dk = (-1)^n F^{(n)}(k_F), \quad (\text{B29})$$

where the superscript (n) refers to the order of the derivative in order to k . This result is used to prove that the terms proportional to derivatives of the δ function (the first three terms) in Eq. (B26) give a zero contribution to the current.

APPENDIX C: DETAILS OF CALCULATION OF THE CURRENT IN BILAYER AND TRILAYER GRAPHENE

Two parabolic bands characteristic of bilayer graphene lead to the following integrals entering the expression for the current density (24):

$$I_{2n}(\kappa) = \int dk_x dk_y k_x \times \theta \left\{ \epsilon_F - \delta_{2,n} t_{\perp} - \frac{v_F^2 \hbar^2 [(k_x + \kappa)^2 + k_y^2]}{t_{\perp}} \right\}. \quad (\text{C1})$$

In order to evaluate these integrals, we perform the same substitution as in the calculation of I_{11} , $k_x + \kappa = \tilde{k}_x$ and

$k_y = \tilde{k}_y$. Thus, (C1) takes the form

$$I_{2n}(\kappa) = \int d\tilde{k}_x d\tilde{k}_y (\tilde{k}_x - \kappa) \theta \left(\epsilon_F - \delta_{2,n} t_{\perp} - \frac{v_F^2 \hbar^2 (\tilde{k}_x^2 + \tilde{k}_y^2)}{t_{\perp}} \right) = -\kappa \pi \frac{(\epsilon_F - \delta_{2,n} t_{\perp}) t_{\perp}}{v_F^2 \hbar^2} \theta(\epsilon_F - \delta_{2,n} t_{\perp}). \quad (\text{C2})$$

In the case of trilayer graphene, the current density is

$$j_x = -\frac{\sqrt{2} e v_F^2 \hbar}{\pi^2 t_{\perp}} e^{-t/\tau} \int_{-\infty}^t \frac{dt'}{\tau} e^{t'/\tau} [I_{31}(\kappa) + I_{33}(\kappa)] - \frac{e v_F}{\pi^2} e^{-t/\tau} \int_{-\infty}^t \frac{dt'}{\tau} e^{t'/\tau} I_{32}(\kappa), \quad (\text{C3})$$

where

$$I_{3n}(\kappa) = \int dk_x dk_y k_x \theta \left\{ \epsilon_F - \delta_{3,n} \sqrt{2} t_{\perp} - \frac{v_F^2 \hbar^2 [(k_x + \kappa)^2 + k_y^2]}{\sqrt{2} t_{\perp}} \right\} \quad (\text{C4})$$

for $n = 1, 3$ and $I_{32}(\kappa) = I_{11}(\kappa)$ [see Eq. (6)]. Using this and the similarity between the integrals I_{31}, I_{33} and I_{21}, I_{22} (replacing $t_{\perp} \rightarrow \sqrt{2} t_{\perp}$), we obtain the final expression for the current density given in the text.

-
- [1] Hyatt M. Gibbs, *Optical Bistability: Controlling Light with Light* (Academic, New York, 1985).
- [2] Y. R. Shen, *Nature (London)* **299**, 779 (1982).
- [3] R. W. Boyd, *Nonlinear Optics*, 3rd ed. (Academic, New York, 2008).
- [4] H. M. Gibbs, S. L. McCall, T. N. C. Venkatesan, A. C. Gossard, A. Passner, and W. Wiegmann, *Appl. Phys. Lett.* **35**, 451 (1979).
- [5] Vilson R. Almeida and Michal Lipson, *Opt. Lett.* **29**, 2387 (2004).
- [6] S. D. Smith, *Nature (London)* **316**, 319 (1985).
- [7] P. W. Smith, J.-P. Hermann, W. J. Tomlinson, and P. J. Maloney, *Appl. Phys. Lett.* **35**, 846 (1979).
- [8] E. Hendry, P. J. Hale, J. Moger, A. K. Savchenko, and S. A. Mikhailov, *Phys. Rev. Lett.* **105**, 097401 (2010).
- [9] S. A. Mikhailov, *Physica E* **44**, 924 (2012).
- [10] T. Gu, N. Petrone, J. F. McMillan, A. van der Zande, M. Yu, G. Q. Lo, D. L. Kwong, J. Hone, and C. W. Wong, *Nat. Photonics* **6**, 554 (2012).
- [11] Kinam Kim, Seong-Ho Cho, and Chang-Won Lee, *Nature Photonics* **6**, 502 (2012).
- [12] N. Liaros, A. B. Bourlinos, R. Zboril, and S. Couris, *Opt. Express* **21**, 21027 (2013).
- [13] Minyi Zhang, Guangshe Li, and Liping Li, *J. Mater. Chem. C* **2**, 1482 (2014).
- [14] Maxim L. Nesterov, Jorge Bravo-Abad, Alexey Yu. Nikitin, Francisco J. García-Vidal, and Luis Martín-Moreno, *Laser Photonics Rev.* **7**, L7 (2013).
- [15] Yu. V. Bludov, A. Ferreira, N. M. R. Peres, and M. I. Vasilevskiy, *Int. J. Mod. Phys. B* **27**, 1341001 (2013).
- [16] Tony Low and Phaeton Avouris, *ACS Nano* **8**, 1086 (2014).
- [17] F. Javier Garcia de Abajo, *ACS Photonics* **1**, 135 (2014).
- [18] T. Stauber, *J. Phys.: Condens. Matter* **26**, 123201 (2014).
- [19] S. A. Mikhailov, *Europhys. Lett.* **79**, 27002 (2007).
- [20] S. A. Mikhailov and K. Ziegler, *J. Phys.: Condens. Matter* **20**, 384204 (2008).
- [21] S. A. Mikhailov, *Physica E* **40**, 2626 (2008).
- [22] S. A. Mikhailov, *Microelectron. J.* **40**, 712 (2009).
- [23] Xianghan Yao and Alexey Belyanin, *Phys. Rev. Lett.* **108**, 255503 (2012).
- [24] Xianghan Yao, Mikhail Tokman, and Alexey Belyanin, *Phys. Rev. Lett.* **112**, 055501 (2014).
- [25] Martti Kauranen and Anatoly V. Zayats, *Nat. Photonics* **6**, 737 (2012).
- [26] *Handbook of Mathematical Functions*, edited by M. Abramowitz and I. Stegun (Dover, New York, 1972).
- [27] Second-order term vanishes since we consider a spatially homogeneous system. Electron convection current (dependent on x coordinate), quadratic in electric field was considered in Ref. [28].
- [28] V. V. Popov, *Appl. Phys. Lett.* **102**, 253504 (2013).
- [29] A. Ferreira, J. Viana-Gomes, J. Nilsson, E. R. Mucciolo, N. M. R. Peres, and A. H. Castro Neto, *Phys. Rev. B* **83**, 165402 (2011).
- [30] Z. Rashidian, Yu. V. Bludov, N. M. R. Peres, and M. I. Vasilevskiy, *J. Phys.: Condens. Matter* **26**, 395301 (2014).
- [31] Chul Lee, Joo Youn Kim, Sukang Bae, Keun Soo Kim, Byung Hee Hong, and E. J. Choi, *Appl. Phys. Lett.* **98**, 071905 (2011).
- [32] Kin Fai Mak, Long Ju, Feng Wang, and Tony F. Heinz, *Solid State Commun.* **152**, 1341 (2012).
- [33] N. Sule, K. J. Willis, S. C. Hagness, and I. Knezevic, *Phys. Rev. B* **90**, 045431 (2014).

- [34] Peter Markos and Costas M. Soukoulis, *Wave Propagation: From Electrons to Photonic Crystals and Left-Handed Materials* (Princeton University Press, Princeton, NJ, 2008).
- [35] Note that we are considering the regime where the physics is dominated by the intraband optical conductivity and therefore there is no relation between the so-called *universal conductivity of graphene* [40] in the optical range, where graphene shows a transmittance of 97.7%, and the present regime of validity of our calculations, which apply to the THz range.
- [36] M. Beck, H. Schäfer, G. Klatt, J. Demsar, S. Winnerl, M. Helm, and T. Dekorsy, *Opt. Express* **18**, 9251 (2010).
- [37] H. Hirori, A. Doi, F. Blanchard, and K. Tanaka, *Appl. Phys. Lett.* **98**, 091106 (2011).
- [38] R. G. Chambers, *Proc. Phys. Soc., London Sect. A* **65**, 458 (1952).
- [39] A. A. Ignatov and Yu. A. Romanov, *Phys. Status Solidi B* **73**, 327 (1976).
- [40] R. R. Nair, P. Blake, A. N. Grigorenko, K. S. Novoselov, T. J. Booth, T. Stauber, N. M. R. Peres, and A. K. Geim, *Science* **320**, 1308 (2008).