



Early-stage design of municipal wastewater treatment plants – presentation and discussion of an optimisation based concept

Bozkurt, Hande; Quaglia, Alberto; Gernaey, Krist; Sin, Gürkan

Publication date:
2014

Document Version
Publisher's PDF, also known as Version of record

[Link back to DTU Orbit](#)

Citation (APA):

Bozkurt, H., Quaglia, A., Gernaey, K., & Sin, G. (2014). *Early-stage design of municipal wastewater treatment plants – presentation and discussion of an optimisation based concept*. Poster session presented at 4th IWA/WEF Wastewater Treatment Modelling Seminar 2014, Spa, Belgium.

General rights

Copyright and moral rights for the publications made accessible in the public portal are retained by the authors and/or other copyright owners and it is a condition of accessing publications that users recognise and abide by the legal requirements associated with these rights.

- Users may download and print one copy of any publication from the public portal for the purpose of private study or research.
- You may not further distribute the material or use it for any profit-making activity or commercial gain
- You may freely distribute the URL identifying the publication in the public portal

If you believe that this document breaches copyright please contact us providing details, and we will remove access to the work immediately and investigate your claim.

plants- presentation and discussion of an optimisation based concept

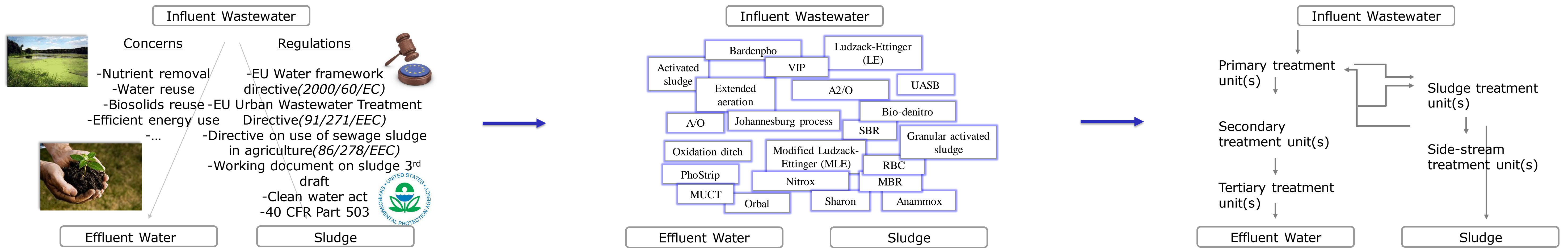
H. Bozkurt*, A. Quaglia* , K.V. Gernaey** and G. Sin*

* Computer Aided Process Engineering Center (CAPEC), Department of Chemical and Biochemical Engineering, Technical University of Denmark, DK-2800 Lyngby, Denmark (E-mail: gsi@kt.dtu.dk)

** Center for Process Engineering and Technology (PROCESS), Department of Chemical and Biochemical Engineering, Technical University of Denmark, DK-2800 Lyngby, Denmark

Introduction and Motivation

Wastewater treatment process synthesis: The selection of unit processes from several alternatives and interconnecting them to create the process flow diagram for a given wastewater characterization to meet predefined performance criteria.



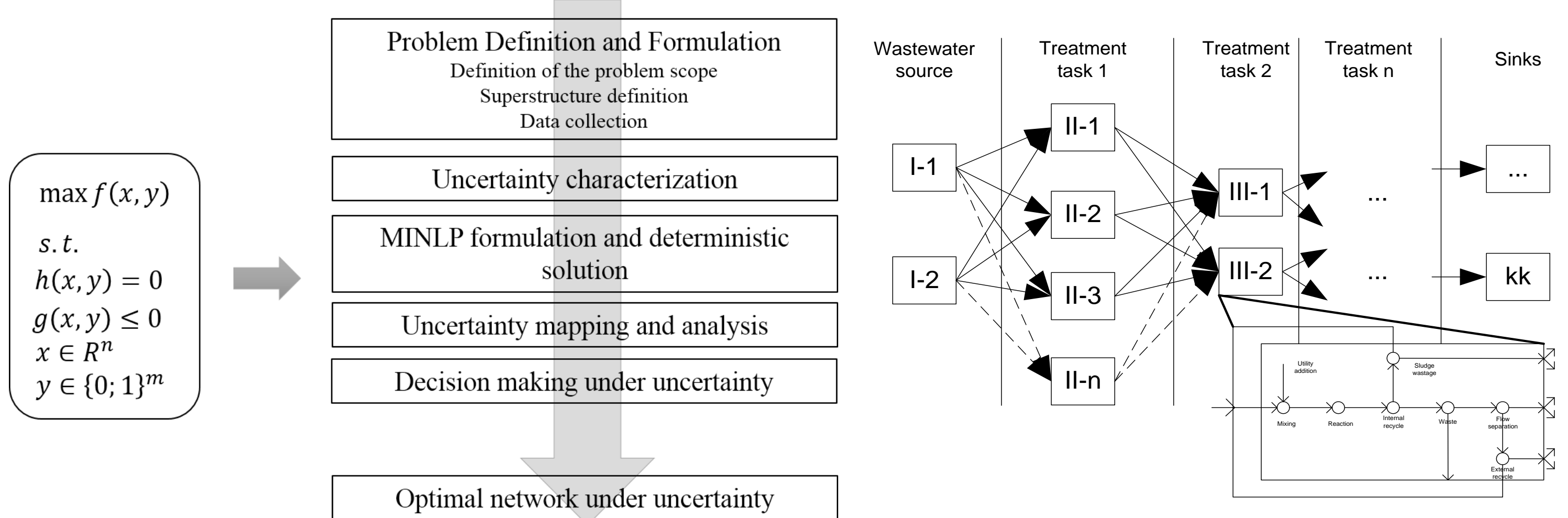
✦ The wastewater treatment process synthesis problem has evolved from being a simple technical problem to a complex integrated decision making task mainly because of the numerous aspects considered in the early stage decision making.

✦ The number of alternative wastewater treatment processes to choose from has increased significantly to meet increasingly stringent performance demands.

✦ Currently, the design approach takes values like environmental and cost issues, water reuse, by-product recovery and public impacts into account and makes decisions based on expert judgement and experiences [1].

Framework for synthesis and design

Objective of this study: To develop a superstructure based optimization approach which represents different aspects considered during early stage decision making with the help of mathematical programming to design / retrofit a domestic WWTP network in a novel and optimal manner.



The superstructure based optimization methodology for design of the optimal WWTP network [2]

The problem is defined by defining the wastewater characterization, effluent limitations and objective function.

A representative superstructure for WWT networks and generic process interval structure

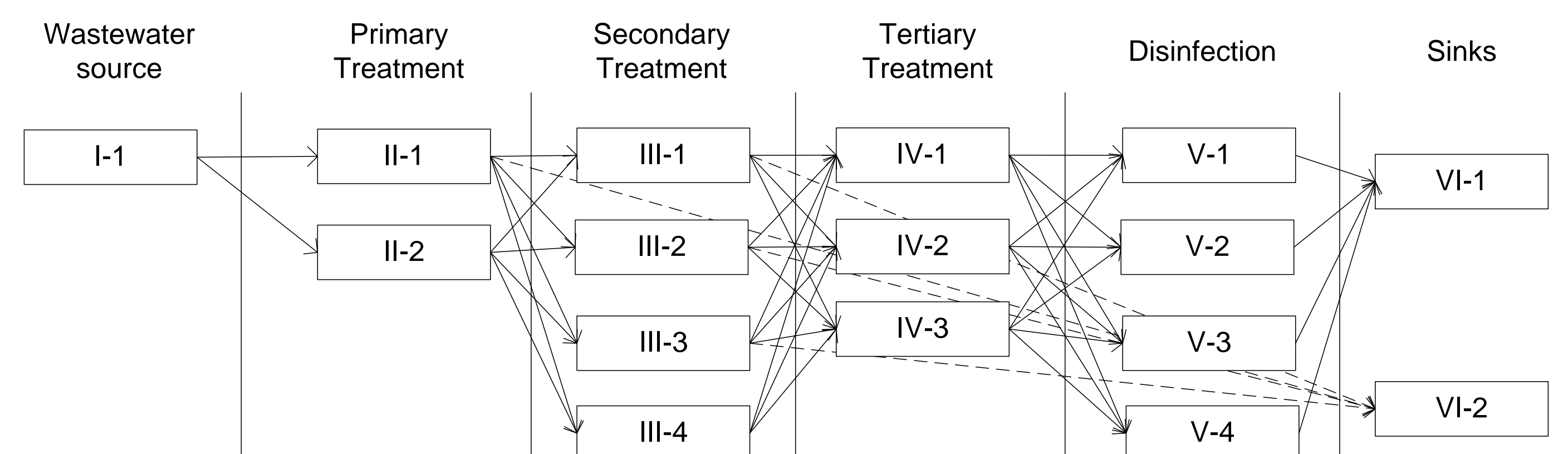
Process intervals in the superstructure represent a treatment technology comprising several phenomena; mixing, utility addition, reaction and separation.

The optimum network under uncertainty is obtained after the solution of a stochastic MINLP problem

Phenomena	Equation	Explanations
Mixing	$Fin_{i,kk} = \sum_k F_{i,k,kk}$	i,ii: component index k,kk: process interval index
Utility addition	$Fmix_{i,kk} = Fin_{i,kk} + \alpha_{i,kk} * R_{i,kk}$	$Fin_{i,kk}$: inflow to the process interval $F_{i,kk}$: inflow of component i to process kk coming from k
Reaction	$R_{i,kk} = \sum_H (\mu_{i,H,kk} * F_{H,kk})$	$Fmix_{i,kk}$: flow of after mixing $R_{i,kk}$: utility flow $\alpha_{i,kk}$: fraction of utility consumed $\mu_{i,kk}$: specific consumption of utility
Waste separation	$Frec_{i,kk} = Fmix_{i,kk} + \sum_{rr,rrout} (\gamma_{i,rr,rr} * \theta_{rrout,rr} * F_{rrout,rr})$	$Frec_{i,kk}$: flow after reaction $\gamma_{i,rr,rr}$: matrix representing reaction stoichiometry $\theta_{rrout,rr}$: conversion efficiency of the key reactant react
Flow separation	$Fw_{i,kk} = Frec_{i,kk} * (1 - W_{i,kk})$ $Fout1_{i,kk} = Fw_{i,kk} * Split_{i,kk}$ $Fout2_{i,kk} = Fw_{i,kk} - Fout1_{i,kk} - Frec_{i,kk}$ $Fout3_{i,kk} = Frec_{i,kk} * SW_{i,kk}$ $Frec_{i,kk} = (Fw_{i,kk} - Fout1_{i,kk}) * rec_{i,kk}$ $FX_{i,kk} = FoutX_{i,kk} * S_{k,kk}$	$Fw_{i,kk}$: flow after waste separation $W_{i,kk}$: waste split factor $Fout1, Fout2, Fout3_{i,kk}$: Outlet streams from interval $Split_{i,kk}$: flow split factor $SW_{i,kk}$: Sludge Wastage flowrate ratio $Frec_{i,kk}$: External recycle flow $rec_{i,kk}$: external recycle ratio X: 1,2,3 (representing three different outlet flow streams)
Activation	$y_{kk} * x_k^{LO} \leq x_k \leq y_{kk} * x_k^{UP}$	$S_{k,kk}$: binary variables containing superstructure information y_{kk} : binary variable describing the process interval x_k : variable bounded by upper and lower limits
Logical cuts	$\sum_{kk} y_{kk} \leq 1$	

Case Study

Problem: Treatment of domestic wastewater comprising mainly COD, nitrogen and solids as pollutants [3].



Process interval	Definition
I-1	Wastewater source
II-1	Primary settler
III-1	Pre-denitrification with short SRT
III-2	Pre-denitrification with high SRT
III-3	Granular anaerobic treatment unit
IV-1	Partial nitrification
IV-2	Partial nitrification coupled with anaerobic ammonium oxidation
V-1, V-2, V-3	Disinfection by means of ozone, Chlorine and UV
II-2, III-4, IV-3, V-4	By-pass intervals
VI-1, VI-2	Sink intervals for water and sludge

Scenario definition: A deterministic problem is solved under three different scenario definitions. (1) operational cost minimization, (2) total annualized cost minimization (3) total annualized cost minimization with stricter N limitation.

Outputs of MINLP solution: All the scenarios by-passed the primary and tertiary treatment steps together with disinfection. The secondary treatment selection was the high SRT pre-denitrification technology for the first and third scenario and short SRT pre-denitrification for the second scenario. The fact that the short SRT system has a lower capital cost promoted its selection in the second scenario and the high SRT system was favoured due to its ability to remove nitrogen with higher efficiency.

Cost summary and performance evaluation for scenario 2

	Unit	Value
Selected alternative	-	I-1 / II-2 / III-1 / IV-3 / V-4 / VI-1 / VI-2
Aeration cost	Unit cost	111.421
Landfill cost	Unit cost	250.392
Biogas price	Unit cost	-
Electricity price	Unit cost	-
Capital cost	Unit cost	621.363
Objective function	Unit cost	983.176
Effluent COD	g COD/m ³	36.92
Effluent Total N	g N/m ³	12.92
Sludge Production	kg/d	2340.11

Conclusions

- A mathematical programming concept has been introduced in this study to support the early stage decisions on WWTP network selection.
- By casting the problem as an optimization problem, the decision on which technology to employ is rendered on quantitative metrics which complements the experience based approach used today.
- The tool is developed to support and facilitate generation and evaluation of ideas for identifying optimal solutions to design new or retrofit existing WWTPs.
- The optimization problem not only gives the selected topology as an output but also enables the user to track the mass flow of components throughout the selected network and reports the cost breakdown information.

References

- [1] Daigger G.T. (2005). Wastewater treatment plant of the future: Decision analysis approach for increased sustainability. Presented at the *Water Security: Policies & Investments Water Week 2005 Making Decisions on Water Quality*. Washington DC.
- [2] Bozkurt H., Quaglia A., Gernaey K.V. and Sin G. (2014). Superstructure development and optimization under uncertainty for design and retrofit of municipal wastewater treatment plants. *ESCAPE24 conference* (accepted).
- [3] Copp, J.B. (2002). The COST simulation benchmark: Description and simulator manual. Office for Official Publications for the European Communities, Luxembourg.