



## Early Detection Of Bacterial Infections By Electrochemistry

Al Atraktchi, Fatima Al-Zahraa; Johansen, Helle Krogh; Molin, Søren; Svendsen, Winnie Edith

*Publication date:*  
2015

*Document Version*  
Publisher's PDF, also known as Version of record

[Link back to DTU Orbit](#)

*Citation (APA):*  
Al Atraktchi, F. A-Z., Johansen, H. K., Molin, S., & Svendsen, W. E. (2015). *Early Detection Of Bacterial Infections By Electrochemistry*. Poster session presented at Conference on Electrochemical Science and Technology 2015, Copenhagen, Denmark.

---

### General rights

Copyright and moral rights for the publications made accessible in the public portal are retained by the authors and/or other copyright owners and it is a condition of accessing publications that users recognise and abide by the legal requirements associated with these rights.

- Users may download and print one copy of any publication from the public portal for the purpose of private study or research.
- You may not further distribute the material or use it for any profit-making activity or commercial gain
- You may freely distribute the URL identifying the publication in the public portal

If you believe that this document breaches copyright please contact us providing details, and we will remove access to the work immediately and investigate your claim.

<sup>1</sup> Department of Micro- and Nanotechnology – Technical University of Denmark

<sup>2</sup> Department of Systems Biology - Technical University of Denmark

<sup>3</sup> Novo Nordisk Foundation Center for Biosustainability - Technical University of Denmark

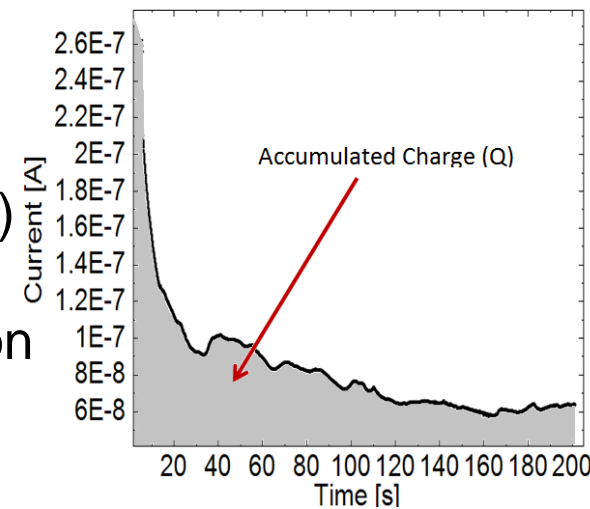
<sup>4</sup> Cystisk Fibrose Klinikken & Klinisk Mikrobiologisk Afdeling - Rigshospitalet

## Motivation

Pyocyanin is a redox-active quorum sensing (QS) molecule that is produced by *P. aeruginosa* prior to virulent activity. Detection of pyocyanin can lead to diagnosing patients in risk of developing chronic bacterial infections.

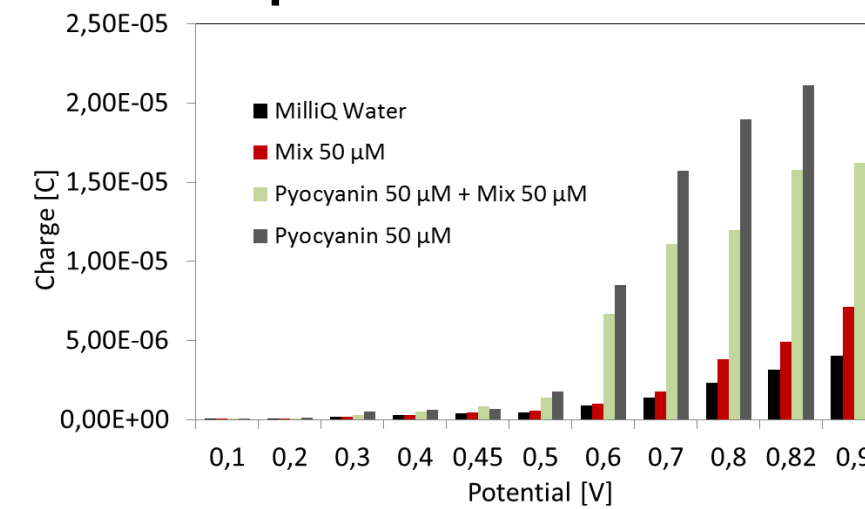
### 1 Amperometric detection

Accumulated charge (integral) corresponds to concentration of pyocyanin



### 2

### Measurements at different potentials



Electrochemical detection of pyocyanin is conducted by amperometry using a three-electrode configuration. The interference from other activity reaches steady state with increasing concentration, thus allowing selective detection.

## Concept

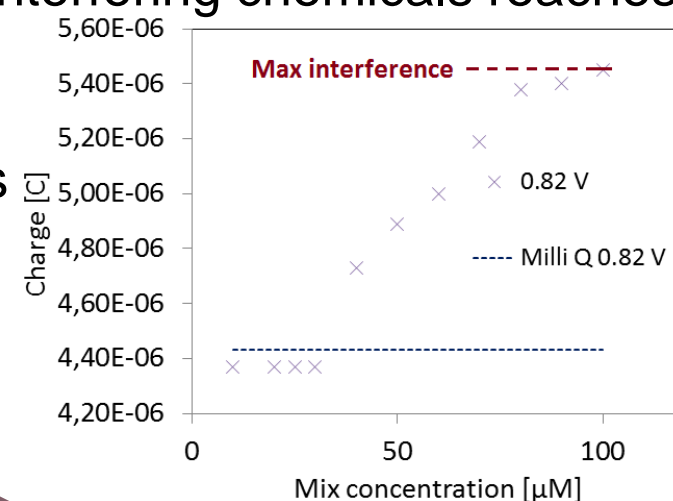
# EARLY DETECTION OF BACTERIAL INFECTIONS BY ELECTROCHEMISTRY

## Impact

The electrochemical monitoring of sub-micromolar concentrations of the QS signals enables detection of bacteria before they establish themselves chronically. This technique can lead to early diagnosis of chronic bacterial infections and optimize antibiotic treatment strategies.

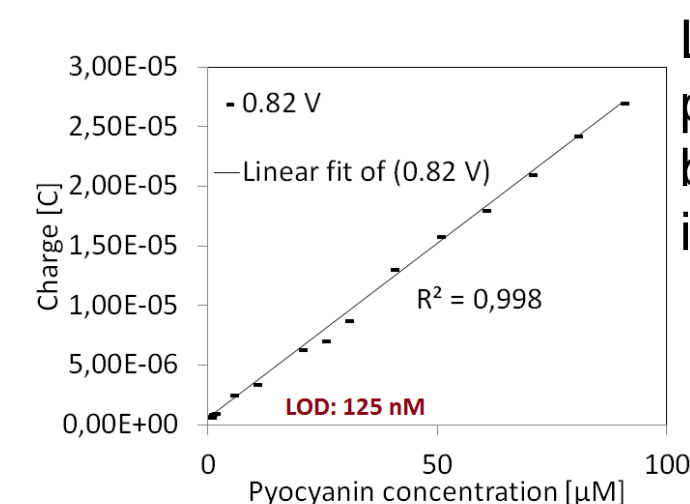
### 3 Maximal interference

A mixture (mix) of interfering chemicals reaches steady state at relatively high concentrations



### 4

### Selective pyocyanin detection



Linear response of pyocyanin despite background interference

## Summary

Selective amperometric detection of the virulence factor pyocyanin is demonstrated due to the unique potential window of pyocyanin. Electrochemical monitoring allows detection of sub-micromolar concentrations which can lead to early diagnosis of chronic bacterial infections.