



## The impact of microclimatic temperature on vector-borne disease transmission in Denmark

Haider, Najmul; Kristensen, Birgit; Kirkeby, Carsten; Toft, Nils; Bødker, Rene

*Publication date:*  
2016

*Document Version*  
Publisher's PDF, also known as Version of record

[Link back to DTU Orbit](#)

*Citation (APA):*

Haider, N., Kristensen, B., Kirkeby, C., Toft, N., & Bødker, R. (2016). *The impact of microclimatic temperature on vector-borne disease transmission in Denmark*. Poster session presented at SVEPM, Elsinore, Denmark.

---

### General rights

Copyright and moral rights for the publications made accessible in the public portal are retained by the authors and/or other copyright owners and it is a condition of accessing publications that users recognise and abide by the legal requirements associated with these rights.

- Users may download and print one copy of any publication from the public portal for the purpose of private study or research.
- You may not further distribute the material or use it for any profit-making activity or commercial gain
- You may freely distribute the URL identifying the publication in the public portal

If you believe that this document breaches copyright please contact us providing details, and we will remove access to the work immediately and investigate your claim.

# The impact of microclimatic temperature on vector-borne disease transmission in Denmark

Najmul Haider, Birgit Kristensen, Carsten Kirkeby, Nils Toft, Rene Bødker  
Section for Epidemiology, National Veterinary Institute, Technical University of Denmark

## Background

- Replication of arboviruses within the vector depends on the temperature surrounding the vectors – the microclimatic temperature
- The threshold temperature for Bluetongue virus (BTV) replication in *Culicoides* is approximately 15°C
- Most mathematical models for virus development in vectors use the standard meteorological temperature instead of the microclimatic temperature

## Objectives

- To quantify the difference between the meteorological temperature and the microclimatic temperature
- To model the microclimatic temperature of different habitats using standard meteorological parameters as input variables
- To compare the impact of the microclimatic and meteorological temperature on vector-borne disease transmission

## Methods

Site: Strødam, Denmark  
Data Collection: May- October 2015



Fig.1a: Microclimatic temperature recorded by microchips- iButtons at four different habitats, Strødam



Fig.1b: Meteorological temperature recorded by weather stations, Strødam

## Meteorological vs. Microclimatic temperature

- There were more microclimatic hours with temperatures >15°C compared to the meteorological stations both in cooler (May) and warmer months (August) (Fig.2 and Fig.3)
- Compared to meteorological temperature, microclimatic temperature showed a faster bluetongue virus development in *Culicoides* (Fig.4)

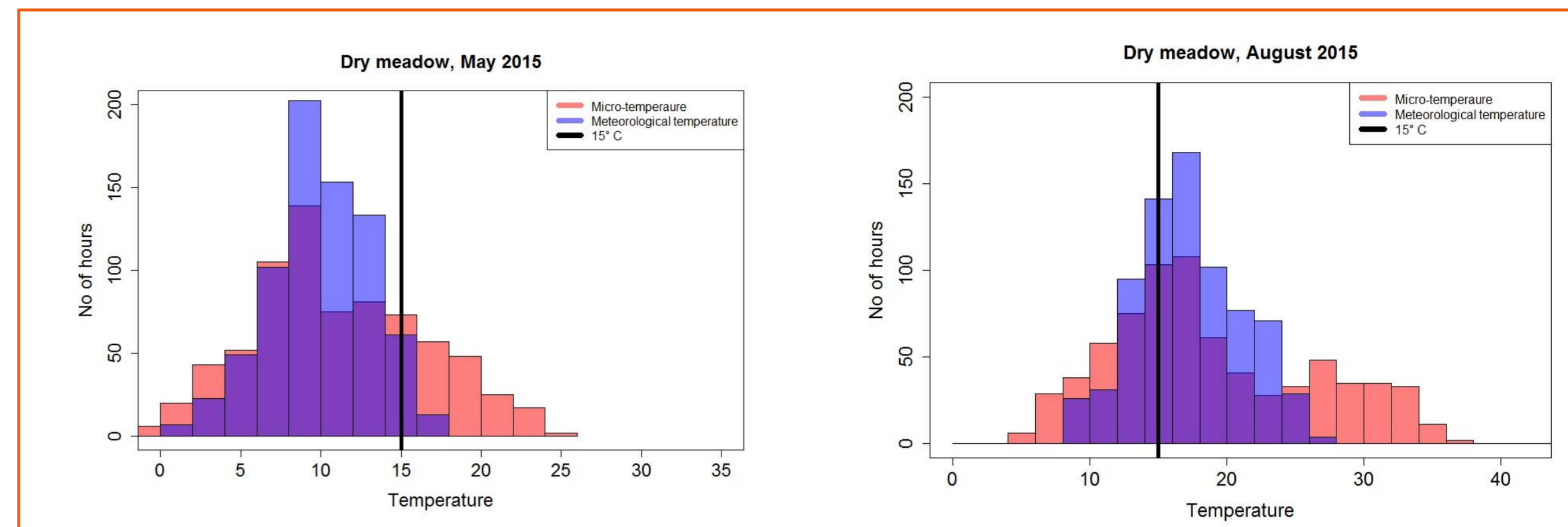


Fig. 2: In May, a higher no. of microclimatic hours had >15°C and in August, a higher no of microclimatic hours had >25 °C compared to meteorological temperature.

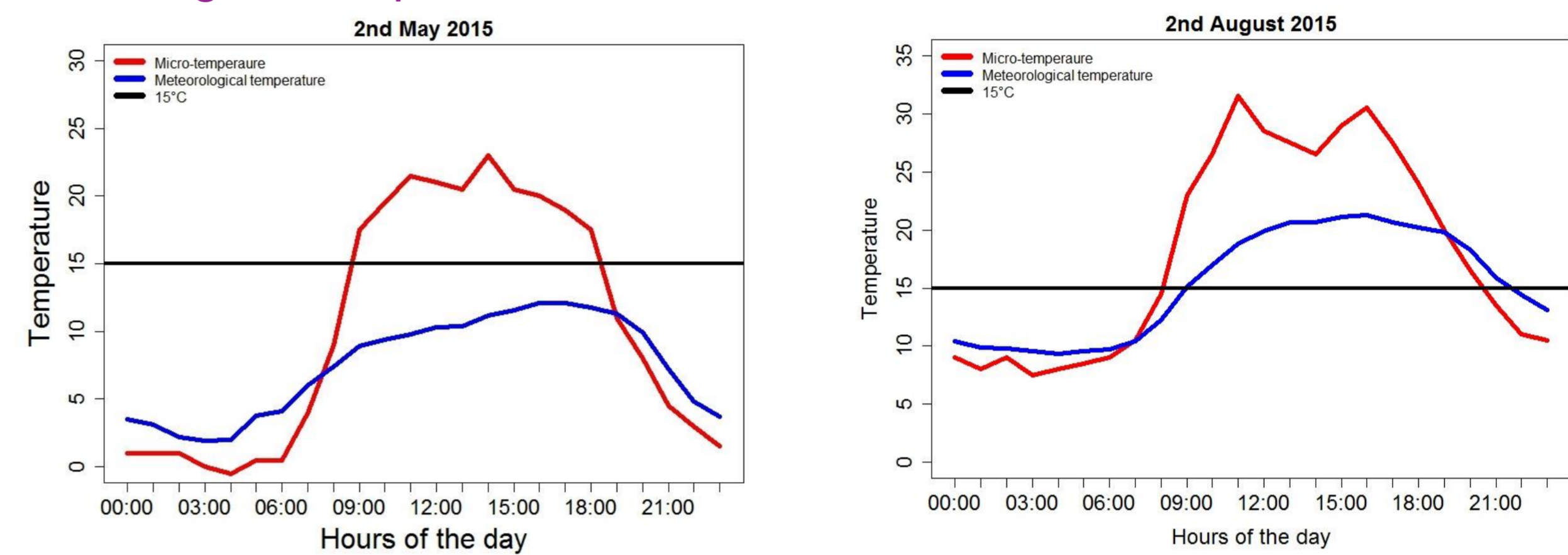


Fig. 3: Microclimatic temperature is higher at day and lower at night compared to meteorological temperature.

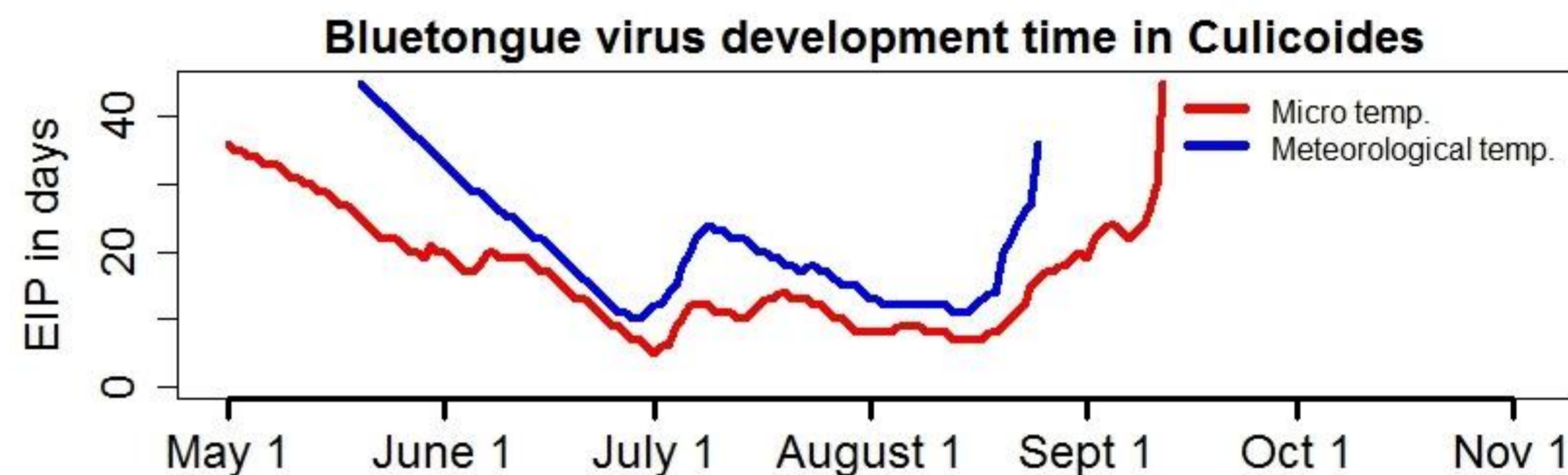


Fig. 4: Extrinsic Incubation Period (EIP) of Bluetongue virus (the time required for virus to become transmissible to another host after initial infection in a *Culicoides*): Virus development is more rapid in microclimatic temperature compared to meteorological temperature.

## Modelling microclimatic temperature

- We were able to express microclimatic temperature of different habitats as a function of meteorological temperature, solar radiation, wind-speed, precipitation, humidity, months and time of the day in multiple linear regression analysis

## Discussion

- There are large variations between meteorological and microclimatic temperature
- Microclimatic temperature fasten virus development compared to meteorological temperature
- Instead of measuring, we can model and thus predict the microclimatic temperature for whole Denmark
- Since vectors are short lived, a small differences in virus development time can greatly influences the vector borne diseases transmission

