



Silicone elastomers with aromatic voltage stabilizers

A Razak, Aliff Hisyam; Skov, Anne Ladegaard

Publication date:
2016

Document Version
Peer reviewed version

[Link back to DTU Orbit](#)

Citation (APA):

A Razak, A. H., & Skov, A. L. (2016). *Silicone elastomers with aromatic voltage stabilizers*. Poster session presented at KT Research Day 2016, Lyngby, Denmark.

General rights

Copyright and moral rights for the publications made accessible in the public portal are retained by the authors and/or other copyright owners and it is a condition of accessing publications that users recognise and abide by the legal requirements associated with these rights.

- Users may download and print one copy of any publication from the public portal for the purpose of private study or research.
- You may not further distribute the material or use it for any profit-making activity or commercial gain
- You may freely distribute the URL identifying the publication in the public portal

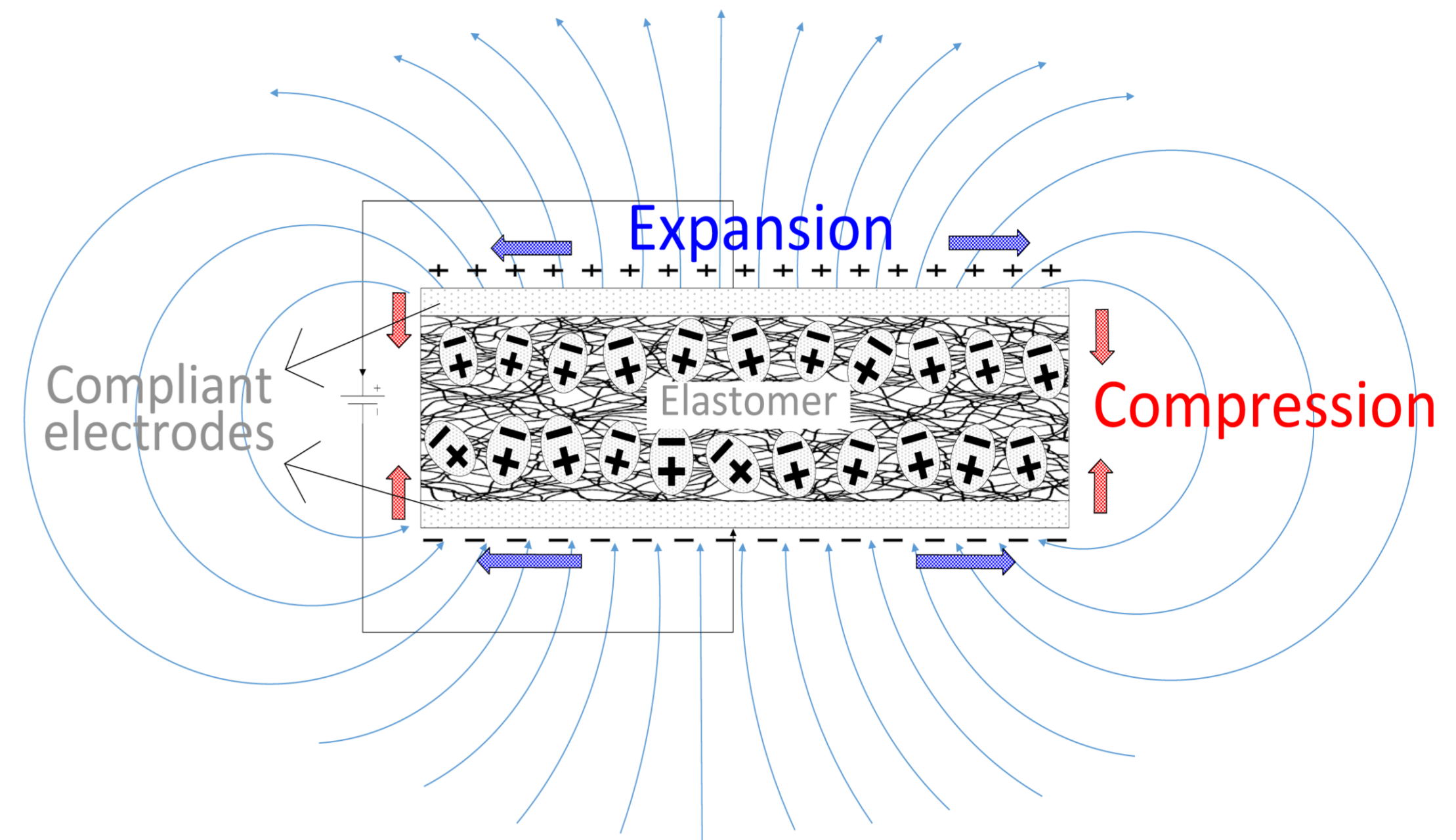
If you believe that this document breaches copyright please contact us providing details, and we will remove access to the work immediately and investigate your claim.

Silicone elastomers with aromatic voltage stabilizers

Aliff Hisyam A Razak^{1,2} and Anne Ladegaard Skov^{*1}

¹ Danish Polymer Centre, Chemical and Biochemical Engineering, DTU, 2800 Lyngby, Denmark.
² Faculty of Engineering Technology, University of Tun Hussein Onn Malaysia, 86400 Batu Pahat, Malaysia.
 * Corresponding author: al@kt.dtu.dk

A method to synthesise a polydimethylsiloxane-polyphenylmethylsiloxane (PDMS-PPMS) copolymer with electron-trapping effects has been developed utilising a quick hydrosilylation reaction at ambient temperature and crosslinking via hydrosilylation by a vinyl-functional crosslinker. The electrical breakdown strength, the storage modulus and the loss modulus of the elastomer were investigated, as well as the excitation energy from the collision between electron carriers and benzene rings in PDMS-PPMS copolymer was measured by UV-vis spectroscopy. The developed elastomers were inherently soft with enhanced electrical breakdown strength due to delocalized pi-electrons of aromatic rings attached to the silicone backbone. The dielectric relative permittivity of PDMS-PPMS copolymers remained between 2 to 3 with low conductivity and low dielectric loss as well as high storage moduli with low viscous loss, thereby maintaining the electro-mechanical integrity of the elastomer.



A dielectric elastomer sandwiched with two compliant electrodes expands in the area and compresses in the thickness in the presence of electrical field.

Motivation: Increasing the electrical breakdown strength of DEs allows for larger actuation due to the possibility of utilizing larger electrical fields.^{1,2} Many studies on electrical breakdown of pre-stained DEs have been conducted, however less efforts have been focused on improving the electrical breakdown strength such as by blending in additives or by polymer structure modifications. In order to increase the electrical breakdown strength of polymers for e.g. the cable industry, additives like aromatic voltage stabilizers are used. Earlier works on using voltage stabilizers in polymers have mainly focused on polyethylene with the purpose of reducing power loss for high voltage insulation cables.³⁻⁵ As an alternative to utilise additives as voltage stabilizers, grafting aromatic compounds to silicone backbones may overcome the common problem of insolubility of the aromatic voltage stabilizer in the silicone elastomers due to phase separation (see Fig.1). Preventing phase separation during preparation and during operation is a key requirement for long life-times of DEs.⁵

Introduction:



Three modes of application of dielectric elastomer in artificial muscles technology: a) actuator, b) generator, c) sensor

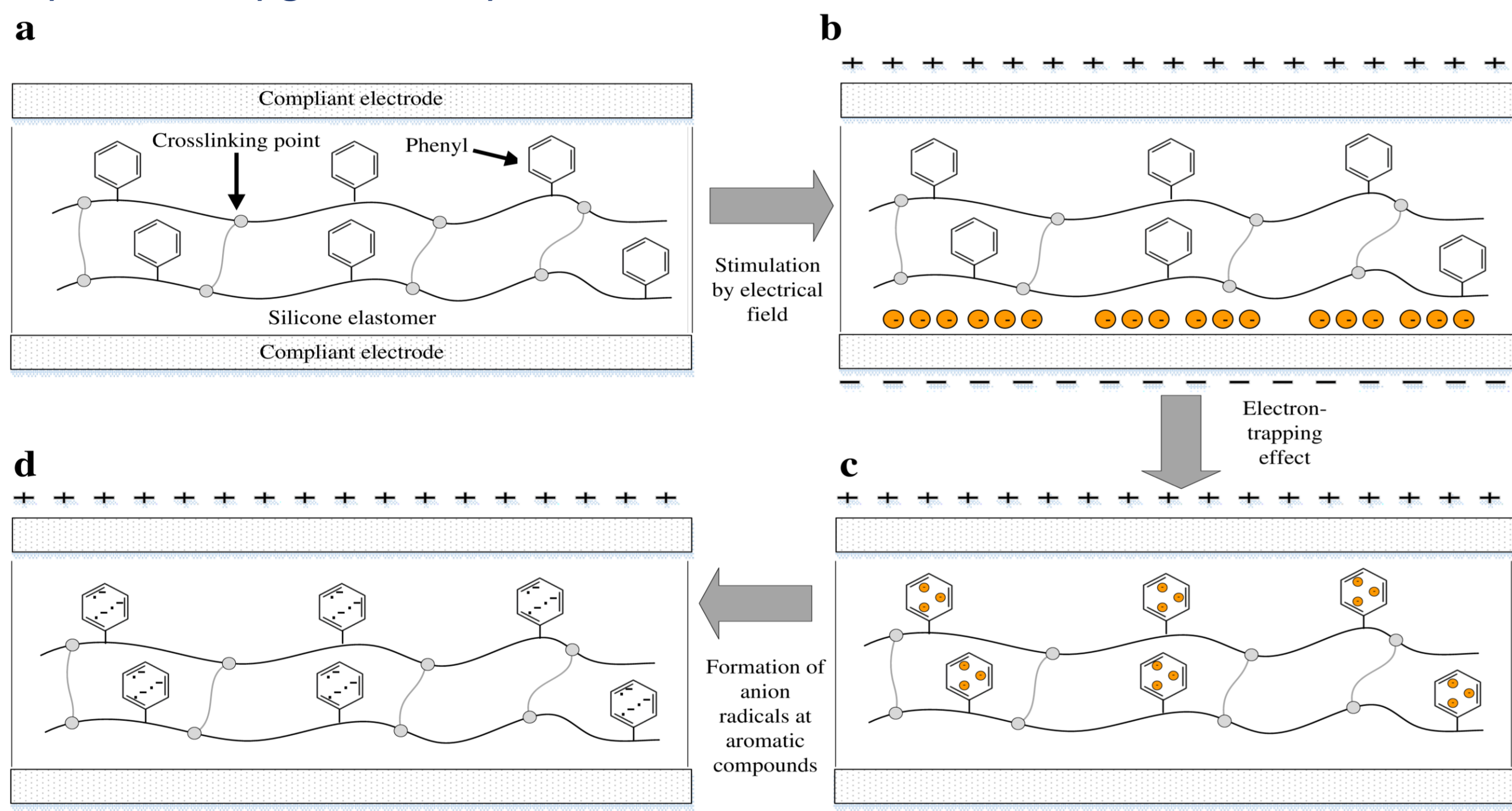
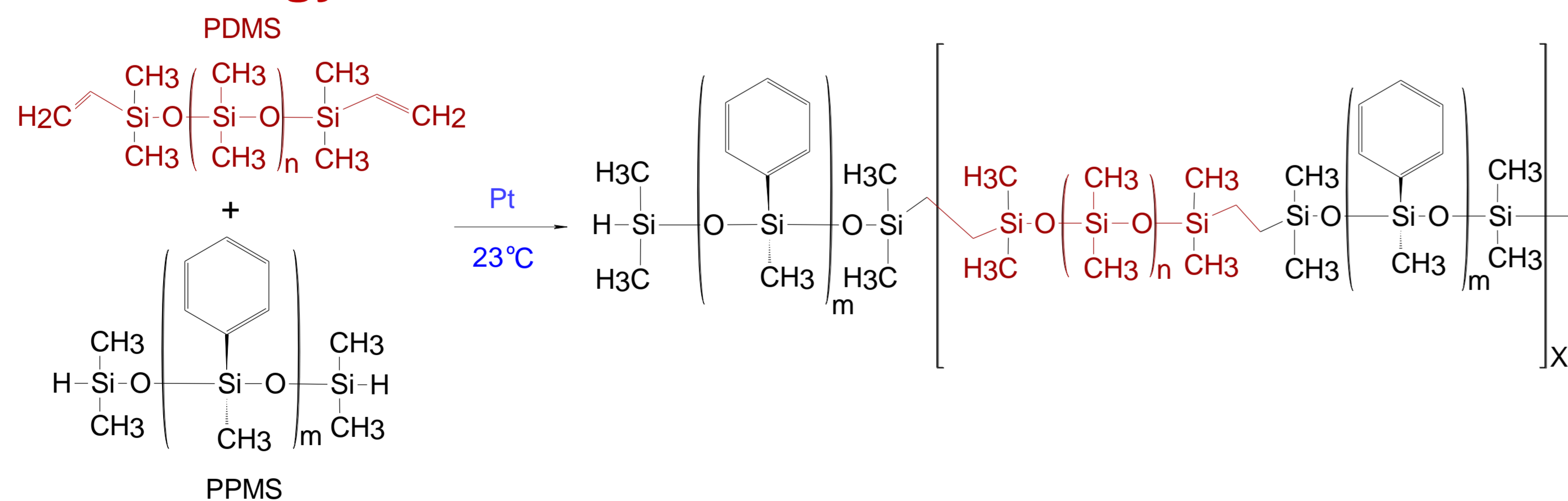


Fig. 1 A mechanism of electron-trapping: a) A silicone elastomer with aromatic compounds attached to silicone backbone and sandwiched between two compliant electrodes. b) The existence of electrons at the interfaces between the elastomer and the compliant electrode in a presence of electrical field. c) The electron-trapping effect as a consequence of collision between electrons and aromatic rings. d) The formation of anion radicals resulted from disturbance of the cloud of pi-electrons.

Methodology:



Scheme 1 The hydrosilylation reaction utilized when preparing PDMS-PPMS block copolymer with stoichiometric ratio of $r = (X+1) / X$, where $m = 2, 6$ are numbers of repeating phenylmethylsiloxane units in PPMS, and $n = 377, 231, 126, 80$ are numbers of repeating dimethylsiloxane units in PDMS.

Conclusion:

- Despite of having high electrical breakdown strength, the prepared PDMS-PPMS elastomer with different concentration of aromatic compounds showed increased storage modulus with low viscous loss as well as increased strain at break, hence maintaining electro-mechanical integrity of the elastomer.
- The increased Young's moduli increases mechanical stability with strain-hardening behaviour, which is a desirable property for dielectric elastomers due to the suppression of electromechanical instability for long life-times.

Results:

a) Electrical breakdown strength

Table 1 Dielectric breakdown strength at 23 °C, Weibull parameters η and β , and R^2 of linear fit for the reference elastomer (DMS-H31) and crosslinked PDMS-PPMS copolymers with different concentration of aromatic compounds.

Crosslinked PDMS-PPMS copolymer	Thickness (μm)	Electrical breakdown strength ($\text{V}/\mu\text{m}$)	Weibull β -parameter	Weibull η -parameter	R^2	Normalised electrical breakdown ($\text{V}/\mu\text{m}$)
DMS-H31 (ref.)	105	53 \pm 4	17	55	0.85	52.9
377DMS_2PMS	81	53 \pm 4	17	55	0.85	53.7
231DMS_2PMS	91	60 \pm 4	20	61	0.91	60.1
126DMS_2PMS	80	65 \pm 2	32	66	0.94	65.5
80DMS_2PMS	114	54 \pm 7	20	53	0.90	53.6
377DMS_6PMS	81	64 \pm 2	47	65	0.89	64.1
231DMS_6PMS	95	54 \pm 1	60	54	0.94	53.6
126DMS_6PMS	95	54 \pm 2	39	55	0.88	54.0
80DMS_6PMS	95	56 \pm 2	28	57	0.94	56.1

b) Weibull analysis

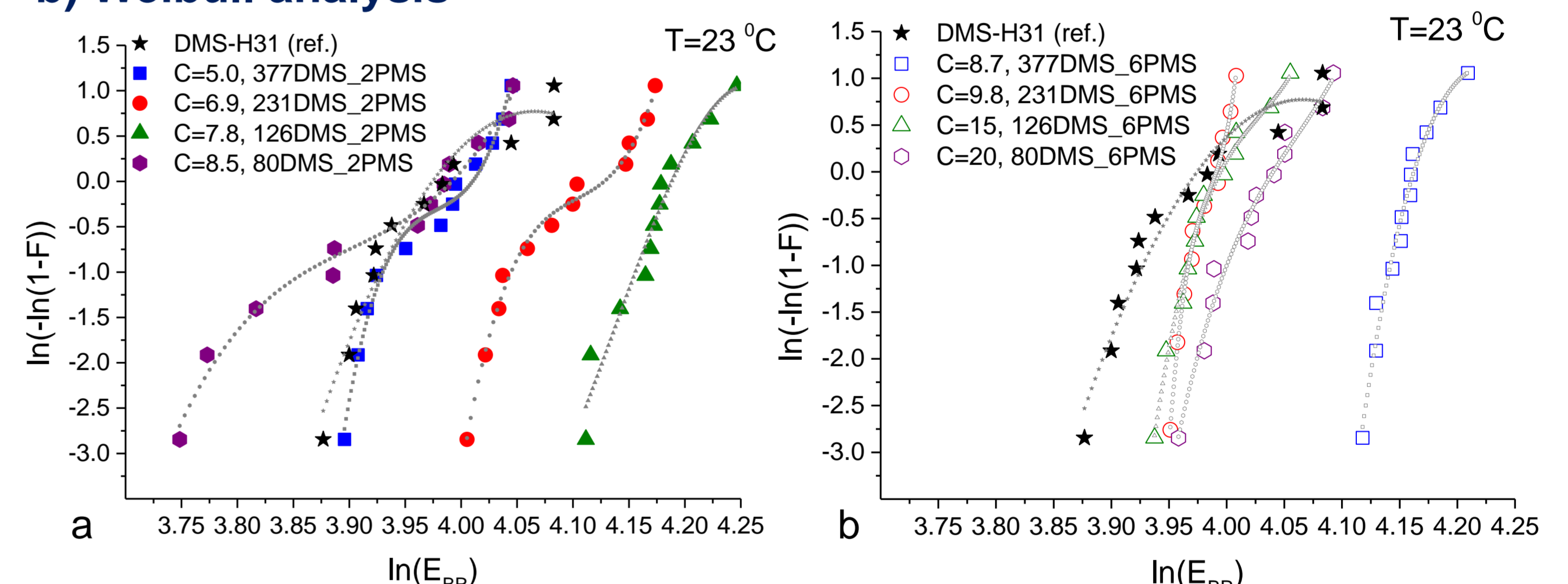


Fig. 2 Cumulative probability of failure of PDMS elastomer and PDMS-PPMS copolymers with different concentration of aromatic compounds: a) The copolymers with short-chain PPMS, b) The copolymers with long-chain PPMS. The dashed lines are the guidelines for eyes to observe and differentiate slopes of the data; C is in $10^{-4} \text{ mol g}^{-1}$.

c) Mechanical properties and stress-strain behaviour

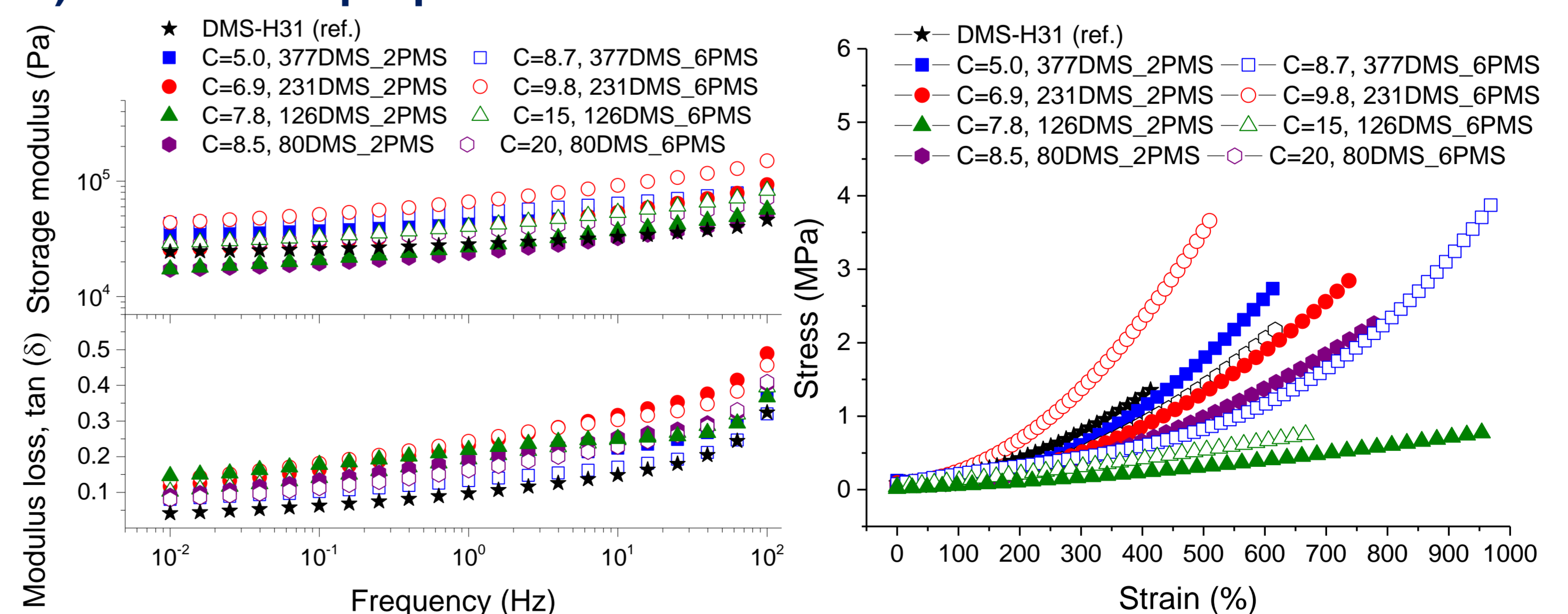


Fig. 3 The storage and loss moduli of PDMS-PPMS elastomers with different concentrations of aromatic compounds at 23 °C; C is in $10^{-4} \text{ mol g}^{-1}$.

Fig. 4 Stress-strain curves for PDMS-PPMS elastomers with different concentrations of aromatic compounds at 23 °C; C is in $10^{-4} \text{ mol g}^{-1}$.

References:

- R. Pelrine, R. Kornbluh, Q. Pei and J. Joseph, Science, 2000, 287, 836-839.
- S. Zakaria, L. Yu, G. Kofod and A. L. Skov, Mater. Today Commun., 2015, 4, 204-213.
- Y. Yamano and H. Endoh, IEEE Trans. Dielectr. Electr. Insul., 1998, 5, 270-275.
- Y. Yamano, IEEE Trans. Dielectr. Electr. Insul., 2006, 13, 773-781.
- V. Englund, R. Huuva, S. M. Gubanski and T. Hjertberg, Polym. Degrad. Stab., 2009, 94, 823-833.