



Modulation of Cartilage Degradation Biomarkers Reflect the Activation and Inhibition of Pro-Inflammatory Cytokine Signaling in an Ex Vivo Model of Bovine Cartilage

Kjelgaard-Petersen, Cecilie Freja; Sharma, Neha; Kayed, Ashref; Christensen, Britt; Karsdal, Morten; Bay-Jensen, Anne-C; Thudium, Christian S.

Published in:
Arthritis and Rheumatology

Publication date:
2017

Document Version
Publisher's PDF, also known as Version of record

[Link back to DTU Orbit](#)

Citation (APA):
Kjelgaard-Petersen, C. F., Sharma, N., Kayed, A., Christensen, B., Karsdal, M., Bay-Jensen, A-C., & Thudium, C. S. (2017). Modulation of Cartilage Degradation Biomarkers Reflect the Activation and Inhibition of Pro-Inflammatory Cytokine Signaling in an Ex Vivo Model of Bovine Cartilage. *Arthritis and Rheumatology*, 69(Suppl. 10), [969].

General rights

Copyright and moral rights for the publications made accessible in the public portal are retained by the authors and/or other copyright owners and it is a condition of accessing publications that users recognise and abide by the legal requirements associated with these rights.

- Users may download and print one copy of any publication from the public portal for the purpose of private study or research.
- You may not further distribute the material or use it for any profit-making activity or commercial gain
- You may freely distribute the URL identifying the publication in the public portal

If you believe that this document breaches copyright please contact us providing details, and we will remove access to the work immediately and investigate your claim.

Modulation of Cartilage Degradation Biomarkers Reflect the Activation and Inhibition of Pro-Inflammatory Cytokine Signaling in an Ex Vivo Model of Bovine Cartilage

Cecilie F. Kjelgaard-Petersen^{1,2}, Neha Sharma^{1,3}, Ashref Kayed^{4,5}, Britt Christensen¹, Morten Karsdal⁶, Anne-C. Bay-Jensen⁷ and **Christian S. Thudium**¹, ¹Biomarkers and Research, Nordic Bioscience, Herlev, Denmark, ²Bioengineering, Technical University of Denmark, Kgs. Lyngby, Denmark, ³Biomedical Sciences, University of Copenhagen, Copenhagen, Denmark, ⁴Research and Biomarkers, Nordic Bioscience, Herlev, Denmark, ⁵Biomolecular Sciences, University of Copenhagen, Copenhagen, Denmark, ⁶Biomarkers and Research, Nordic Bioscience, Herlev, Denmark, ⁷Biomarkers and Research, Nordic Bioscience, Herlev, Denmark

Meeting: 2017 ACR/ARHP Annual Meeting

Date of first publication: September 18, 2017

Keywords: Biomarkers, cartilage, cytokines and signal transduction

SESSION INFORMATION

Date: Monday, November 6, 2017

Session Type: ACR Poster Session B

Session Title: Cytokines, Mediators, Cell-Cell Adhesion, Cell Trafficking and Angiogenesis Poster II: Mesenchymal Cells Do React - But How?

Session Time: 9:00AM-11:00AM

Background/Purpose:

Several inflammatory cytokines and intracellular signaling pathways have been targeted in drug development with varying clinical results. Improved understanding of the intracellular signaling's modulation of the extracellular matrix turnover could aid in selecting novel anti-inflammatory treatments for inflammatory arthritis. The aim of this study was to investigate the effect of small molecule inhibitors targeting 4 main pro-inflammatory signaling pathways (p38, Syk, I κ B α , and STAT) on Oncostatin M (OSM) and Tumor Necrosis Factor α (TNF α) stimulated cartilage.

Methods:

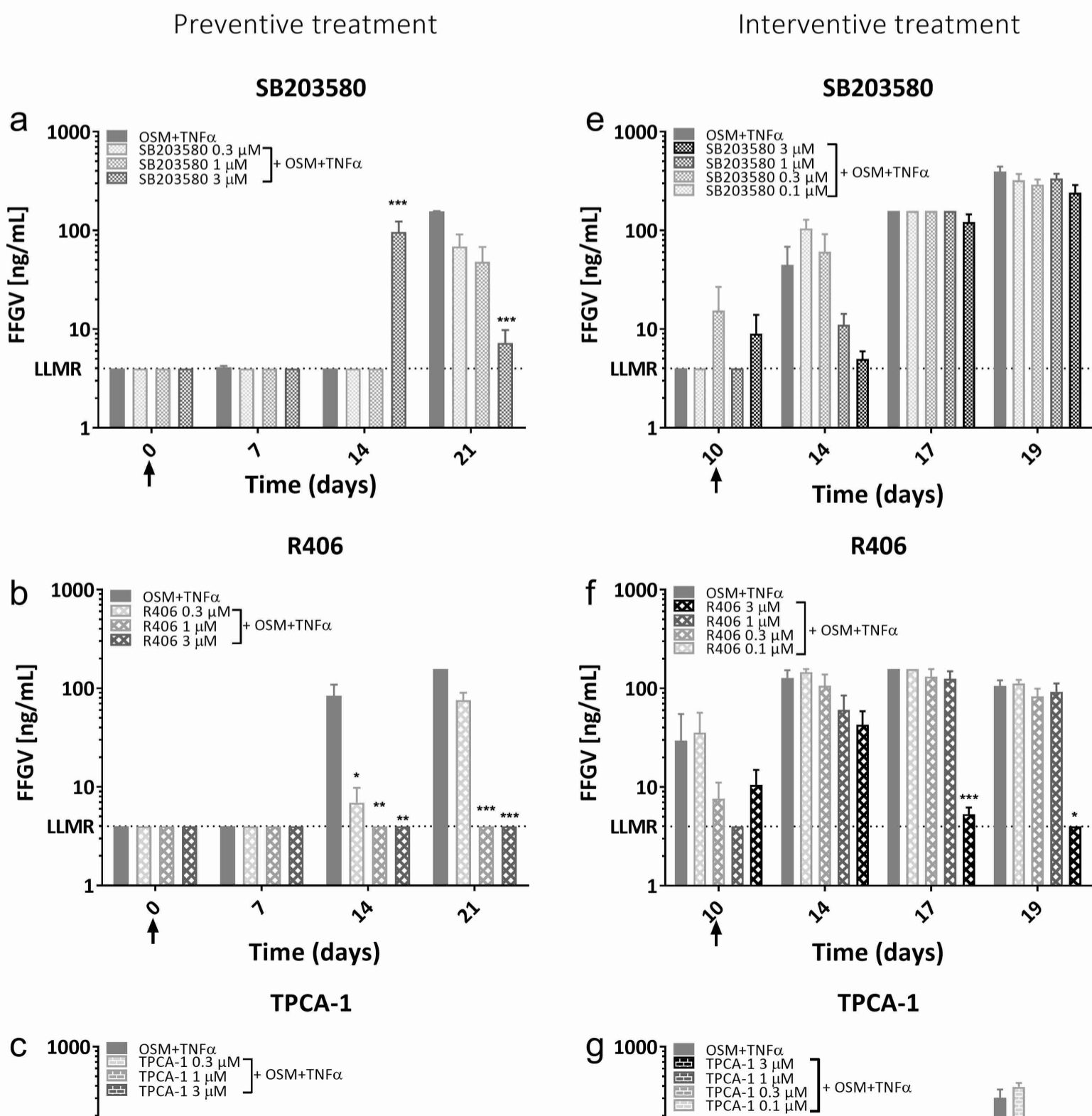
Full depth cartilage explants (FDC) were isolated from bovine knees. The FDCs were cultured for 21 days without (WO) treatment, OSM [10ng/mL]+TNF α [2ng/mL] or OSM+TNF α together with SB203580, R406, TPCA-1 or Tofacitinib (Tofa) at 3 μ M, 1 μ M, 0.3 μ M, or 0.1 μ M. DMSO was included in WO and OSM+TNF α . The inhibitors were given at start of the experiment (preventive) or after 10 days of OSM+TNF α stimuli (interventive). Activation of the p38, JNK, ERK, I κ B α , and STAT3 signaling pathways were assessed at time 0, 15', 30', 1h, 2h, 4h, 8h, and 24h of OSM+TNF α stimuli by western blot. The effect of the OSM+TNF α induced cartilage turnover was assessed by the biomarkers AGNx1, C2M, and FFGV by ELISA in the conditioned medium.

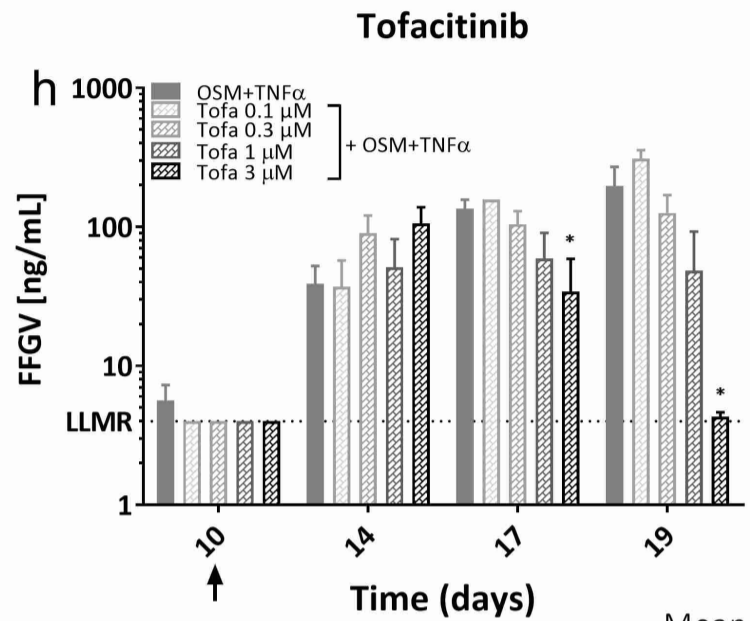
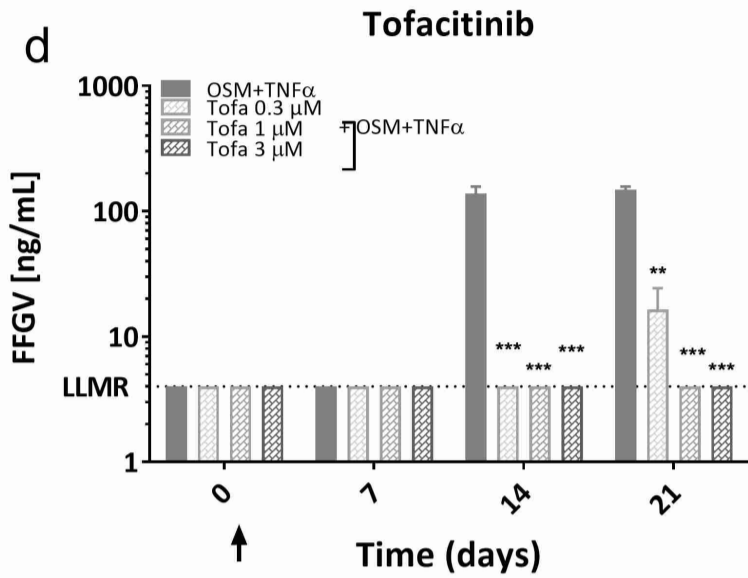
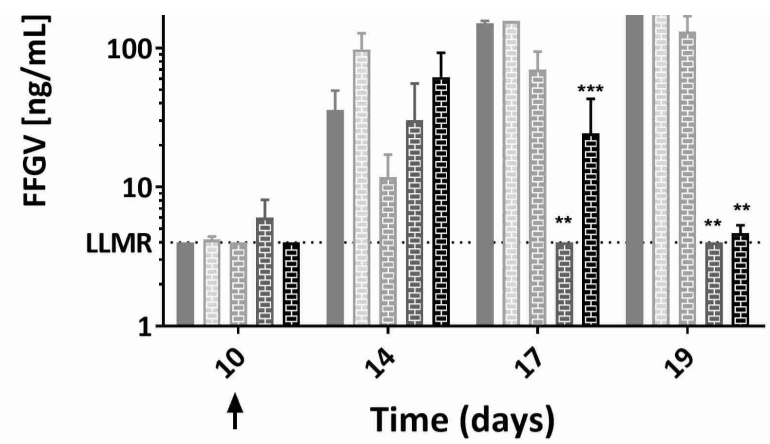
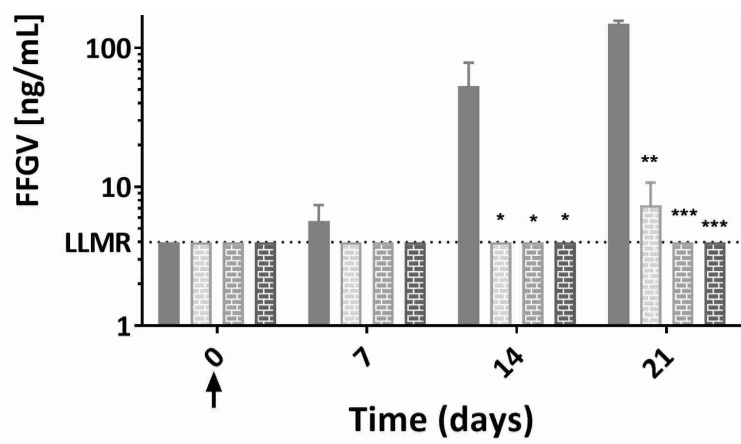
Results:

Western blot verified activation of p38, JNK, ERK, I κ B α , and STAT3 signaling within 24h of OSM+TNF α stimuli. OSM+TNF α significantly increased the biomarkers AGNx1 ($P<0.001$), FFGV ($P<0.001$) (Fig. 1), and C2M ($P<0.001$). Preventive SB203580 treatment had no effect on OSM+TNF α induced AGNx1 release, while R406 (3 μ M: $P=0.034$), TPCA-1 (3 μ M: $P<0.001$) and Tofa (3 μ M: $P<0.001$) significantly decreased AGNx1 in a dose-dependent manner. All inhibitors given preventive inhibited the release of C2M and FFGV (Fig. 1a-d). SB203580 in a dose-dependent manner (3 μ M: $P=0.001$), while all concentrations of R406, TPCA-1, and Tofa significantly inhibited the release ($P<0.05$). **Interventive** treatment with SB203580 tended to decrease C2M and FFGV (Fig. 1e) release 4 days after addition. R406, TPCA-1, and Tofa had no effect on C2M or FFGV after 4 days of interventive treatment, but tended to decrease C2M and significantly decreased FFGV (Fig. 1f-h) release after seven days of treatment in a dose-dependent manner (C2M: 3 μ M, $P\leq 0.055$, FFGV).

Conclusion:

In summary, we verified that OSM+TNF α stimulation activates a series of signaling pathways in our FDC culture. Using small molecule inhibitors targeting these individual pathways we found that they modulate the release of extracellular matrix degradation fragments in a spatial and temporal manner. This is both dependent on the target signaling pathway and whether the treatment is preventive or interventive.





Mean±SEM

Disclosure: C. F. Kjelgaard-Petersen, None; N. Sharma, None; A. Kayed, None; B. Christensen, Nordic Bioscience A/S, 3; M. Karsdal, Nordic Bioscience Diagnostic, 1, Symbic Bio, 1, Nordic Bioscience A/S, 3; A. C. Bay-Jensen, Nordic Bioscience A/S, 1, Nordic Bioscience A/S, 3; C. S. Thudium, Nordic Bioscience Diagnostic, 3.

To cite this abstract in AMA style:

Kjelgaard-Petersen CF, Sharma N, Kayed A, Christensen B, Karsdal M, Bay-Jensen AC, Thudium CS. Modulation of Cartilage Degradation Biomarkers Reflect the Activation and Inhibition of Pro-Inflammatory Cytokine Signaling in an Ex Vivo Model of Bovine Cartilage [abstract]. *Arthritis Rheumatol.* 2017; 69 (suppl 10). <http://acrabstracts.org/abstract/modulation-of-cartilage-degradation-biomarkers-reflect-the-activation-and-inhibition-of-pro-inflammatory-cytokine-signaling-in-an-ex-vivo-model-of-bovine-cartilage/>. Accessed November 8, 2017.

ACR Meeting Abstracts - <http://acrabstracts.org/abstract/modulation-of-cartilage-degradation-biomarkers-reflect-the-activation-and-inhibition-of-pro-inflammatory-cytokine-signaling-in-an-ex-vivo-model-of-bovine-cartilage/>