



## Removal of pharmaceuticals in Moving Bed Biofilm Reactors – The impact of design and operating conditions

**Torresi, Elena; Polese, Fabio; Smets, Barth F.; Andersen, Henrik Rasmus; Christensson, Magnus; Plósz, Benedek G.**

*Publication date:*  
2017

*Document Version*  
Publisher's PDF, also known as Version of record

[Link back to DTU Orbit](#)

*Citation (APA):*  
Torresi, E., Polese, F., Smets, B. F., Andersen, H. R., Christensson, M., & Plósz, B. G. (2017). Removal of pharmaceuticals in Moving Bed Biofilm Reactors – The impact of design and operating conditions. Abstract from 10th Micropol & Ecohazard Conference 2017, Vienna, Austria.

---

### General rights

Copyright and moral rights for the publications made accessible in the public portal are retained by the authors and/or other copyright owners and it is a condition of accessing publications that users recognise and abide by the legal requirements associated with these rights.

- Users may download and print one copy of any publication from the public portal for the purpose of private study or research.
- You may not further distribute the material or use it for any profit-making activity or commercial gain
- You may freely distribute the URL identifying the publication in the public portal

If you believe that this document breaches copyright please contact us providing details, and we will remove access to the work immediately and investigate your claim.

## Removal of pharmaceuticals in Moving Bed Biofilm Reactors – The impact of design and operating conditions

Elena Torresi<sup>1,2</sup>, Fabio Polese<sup>1</sup>, Barth F. Smets<sup>1</sup>, Henrik R. Andersen<sup>1</sup>, Magnus Christensson<sup>2</sup>, Benedek Gy. Plósz<sup>1,3</sup>

<sup>1</sup>DTU Environment, Technical University of Denmark, Kongens Lyngby, Denmark ([elto@env.dtu.dk](mailto:elto@env.dtu.dk), [fabp@env.dtu.dk](mailto:fabp@env.dtu.dk), [bfsm@env.dtu.dk](mailto:bfsm@env.dtu.dk), [hran@env.dtu.dk](mailto:hran@env.dtu.dk))

<sup>2</sup>Veolia Water Technologies AB, AnoxKaldnes, Lund, Sweden ([magnus.christensson@anoxkaldnes.com](mailto:magnus.christensson@anoxkaldnes.com))

<sup>3</sup>Department of Chemical Engineering, University of Bath, Claverton Down, Bath, UK ([b.g.plosz@bath.ac.uk](mailto:b.g.plosz@bath.ac.uk))

**Abstract:** Moving Bed Biofilm Reactors (MBBRs) have been recently proposed as a means to enhance the removal of organic micropollutants, e.g., pharmaceuticals, during biological wastewater treatment. This study presents a comparative assessment of three different types of MBBR in terms of removal of pharmaceuticals, including (i) pre-denitrification with single- and multi-stage configurations (MBBR1); (ii) nitrification with controlled biofilm thickness (MBBR2); (iii) and for post-denitrification with dosing of two different external readily degradable carbon sources. Results obtained in long- and short-term experiments revealed an enhancement of biotransformation rate constants – compared to activated sludge process - on average, for a major number of micropollutants of approximately ~60% in the post-denitrification MBBR, possibly due to cometabolism and the use of high readily degradable carbon sources (ethanol and methanol). Comparison of obtained biotransformation kinetics with values from relevant literature for conventional activated sludge suggested MBBRs as effective solution for increasing micropollutant removal in municipal wastewater.

**Keywords:** micropollutants; MBBR; nitrification; carbon source; wastewater.

### Introduction

Numerous organic pollutants, such as pharmaceuticals and personal care products, undergo incomplete removal in conventional municipal wastewater treatment plants (WWTP) due to design and operational limitations, resulting in their discharge to receiving water bodies at trace level. Presently, research has been focusing on the improvement of conventional WWTP performance using novel biological treatment systems. Moving bed biofilm reactors (MBBRs), as alternative to conventional activated sludge, are based on biofilm growth on suspended plastic carriers. Enhanced removal of several pharmaceuticals was accordingly observed in aerobic MBBRs (Falås et al., 2012). However, no study has previously attempted to comprehensively elucidate micropollutant removal capabilities of MBBRs at different stages of the biological treatment train.

In this study, we investigated different optimization strategies using MBBRs towards the removal of 23 commonly detected pharmaceuticals in municipal wastewater under different operational conditions. We assessed the impact of (i) biofilm thickness in nitrifying MBBRs; and (ii) organic carbon quality and availability in anoxic pre- and post-denitrifying MBBRs. Assessed biotransformation kinetics of the targeted pharmaceuticals were compared to relevant literature for activated sludge, thus identifying potential benefits in the employment of MBBRs towards the removal of micropollutants

### Material and Methods

Three laboratory-scale MBBR systems were operated with continuous-flow feeding of municipal wastewater from local WWTPs under conditions of pre-denitrification (MBBR1),

nitrification (MBBR2) and post-denitrification (MBBR3). Details of the operational conditions are presented in Table 1. In MBBR1, denitrification and biotransformation of micropollutants were evaluated in a single-stage and a three-stage MBBR configuration where the biofilm was exposed to a decreasing gradient of influent organic carbon loading and degradability. The influence of biofilm thickness (ranging between 50 and 500  $\mu\text{m}$ ) was studied in nitrifying MBBR2 using novel Z-carriers, which allowed for the development of biofilm of defined thickness. In MBBR 3, two commonly dosed carbon sources (methanol and ethanol) were compared in parallel post-denitrifying MBBRs. Biokinetics of (de)nitrification and micropollutant biotransformation rate constants ( $k_{Bio}$ ,  $\text{L g}^{-1} \text{d}^{-1}$ ) were estimated from batch experimental results using Activated Sludge Models (ASMs) and ASM for Xenobiotics (ASM-X) (Plósz et al., 2012), respectively.

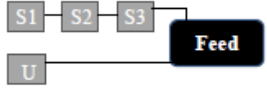

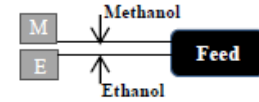
## Results and Conclusions


In MBBR1 study, the highest and lowest biotransformation kinetics were found in the first and the last stage MBBR, respectively (up to 4-fold decrease for selected compounds), which correlated with the estimated denitrification rates in the different stages. In MBBR2 study, the biotransformation of more than 60% of targeted compounds was enhanced in thicker biofilms ( $>200 \mu\text{m}$ ), while thinner biofilms ( $\sim 50 \mu\text{m}$ ) resulted in higher biotransformation of the three sulfonamide antibiotics and diclofenac. The methanol-dosed MBBR of the MBBR3 study exhibited an enhancement of  $k_{Bio}$  (up to 2.5-fold) for a number of micropollutants (nine out of 23) compared to the ethanol-dosed MBBR. Detailed results of the investigations on MBBR1–3 are presented in Torresi et al. (2016, 2017) and Polesel (2016). In Figure 1, the range of values of  $k_{Bio}$  obtained for each micropollutant under the conditions tested was reported. A general trend of enhanced biotransformation rate constant  $k_{Bio}$  for a major number of micropollutants ( $\sim 60\%$ ) was observed in MBBR3. One of the possible reasons for this observation can be found in the addition of high readily degradable carbon sources (ethanol and methanol) commonly used in post-denitrification that could be beneficial for the removal of a number of micropollutants possibly due to the cometabolic effect of the primary substrate. When comparing  $k_{Bio}$  estimated in the three MBBRs with values from relevant literature for conventional activated sludge, an improvement of several (but not all) targeted micropollutants was shown, e.g., for atenolol, carbamazepine, citalopram, clarithromycin, diclofenac. It can be thus concluded that MBBRs represents a suitable technology for the optimization of micropollutant removal in municipal wastewater under a range of operating conditions (nitrifying, pre- and post-denitrifying).

## References

- Falås, P., Baillon-Dhumez, A., Andersen, H.R., Ledin, A., la Cour Jansen, J. (2012). Suspended biofilm carrier and activated sludge removal of acidic pharmaceuticals. *Water Res.* **46**, 1167–1175.
- Plósz, B.G., Langford, K.H., Thomas, K.V. (2012). An activated sludge modeling framework for xenobiotic trace chemicals (ASM-X): assessment of diclofenac and carbamazepine. *Biotechnol. Bioeng.* **109**, 2757–2769.
- Polesel, F., Torresi, E., Loreggian, L., Escolá Casas, M., Christensson, M., Bester, K., Plósz, B.G. (2017). Removal of pharmaceuticals in pre-denitrifying MBBR—Influence of organic substrate availability in single-stage and three-stage configurations. *Water Res.*, *submitted*.
- Torresi, E., Fowler, S.J., Polesel, F., Bester, K., Andersen, H.R., Smets, B.F., Plósz, B.G., Christensson, M. (2016). Biofilm thickness influences biodiversity in nitrifying MBBRs—Implications on micropollutant removal. *Environ. Sci. Technol.* **50**, 9279–9288.
- Torresi, E., Escolá Casas, M., Polesel, F., Plósz, B.G., Christensson, M., Bester, K. (2017). Impact of external carbon dose on the removal of micropollutants using methanol and ethanol in post-denitrifying Moving Bed Biofilm Reactors. *Water Res.* **108**, 95–105.

**Table 1.** Operational conditions of the three MBBR systems, in which pharmaceutical removal was investigated.

	MBBR 1	MBBR 2	MBBR 3
<b>Conditions</b>	Pre-denitrification (anoxic)	Nitrification (aerobic)	Post-denitrification (anoxic)
<b>Configuration</b>			
<b>Carriers</b>	K1	Z-carriers	K1
<b>Conditions tested</b>	Three-stages (S) vs single stage (U)	Different biofilm thicknesses	Two different carbon sources
<b>Continuous-flow operation</b>	3 MBBRs in series (S) 1 MBBR (U)	MBBR with Z200-Z500 carriers (R1) MBBR with Z50 (R2)	MBBR with methanol (M) MBBR with ethanol (E)
<b>Batch experiments</b>	<b>How:</b> Separated batch experiments for each MBBR (4 batches) <b>When:</b> ~at 3 and 15 months after start-up	<b>How:</b> Separated batch experiments for each Z-carrier (5 batches) <b>When:</b> ~at 5 and 9 months after start-up	<b>How:</b> Separated batch experiments for the 2 MBBRs (5 batches) <b>When:</b> ~at 3.5 months after start-up
<b>Feed</b>	Pre-clarified wastewater and addition of NO <sub>3</sub> -N	Effluent wastewater and addition of NH <sub>4</sub> -N	Nitrified wastewater and addition of methanol or ethanol
<b>Hydraulic residence time</b>	~8.9 h	~2 h	~2 h
<b>Volume</b>	6 L for each system	3 L for R1, 1.5 L for R2	1 L for each MBBR



**Figure 1.** Summary of biotransformation rate constants ( $k_{Bio}$ ) for targeted pharmaceuticals in MBBR1–3 and comparison with literature values from conventional activated sludge systems (CAS). Asterisks denote pharmaceuticals that were detected in all MBBRs. For a number of compounds, the comparison is reported only between MBBR2 and MBBR3 study, as only micropollutants naturally found in pre-clarified wastewater were studied in MBBR1.