



Application of the NDHA model to describe N₂O dynamics in activated sludge mixed culture biomass

Domingo-Felez, Carlos; Smets, Barth F.

Publication date:
2018

Document Version
Publisher's PDF, also known as Version of record

[Link back to DTU Orbit](#)

Citation (APA):
Domingo-Felez, C., & Smets, B. F. (2018). *Application of the NDHA model to describe N₂O dynamics in activated sludge mixed culture biomass*. Abstract from 6th IWA/WEF Water Resource Recovery Modelling Seminar (WRRmod 2018), Quebec, Canada.

General rights

Copyright and moral rights for the publications made accessible in the public portal are retained by the authors and/or other copyright owners and it is a condition of accessing publications that users recognise and abide by the legal requirements associated with these rights.

- Users may download and print one copy of any publication from the public portal for the purpose of private study or research.
- You may not further distribute the material or use it for any profit-making activity or commercial gain
- You may freely distribute the URL identifying the publication in the public portal

If you believe that this document breaches copyright please contact us providing details, and we will remove access to the work immediately and investigate your claim.

Application of the NDHA model to describe N₂O dynamics in activated sludge mixed culture biomass.

Carlos Domingo-Félez¹ and Barth F. Smets¹

¹Department of Environmental Engineering, Technical University of Denmark, Miljøvej 115, 2800 Kgs. Lyngby, Denmark (Email: cadf@env.dtu.dk; bfsm@env.dtu.dk)

Abstract

A pseudo-mechanistic model describing three biological nitric oxide (NO) and nitrous oxide (N₂O) production pathways was calibrated for an activated sludge mixed culture biomass treating municipal wastewater with laboratory-scale experiments.

The model (NDHA) comprehensively describes N₂O producing pathways by both autotrophic ammonium oxidizing and heterotrophic bacteria. Extant respirometric assays and anaerobic batch experiments were designed to calibrate the endogenous, heterotrophic denitrification and autotrophic ammonium/nitrite oxidation processes together with the associated net N₂O production. Ten parameters describing heterotrophic processes and seven for autotrophic processes were estimated accurately (variance/mean < 25%). The model predicted the N₂O and NO dynamics at varying dissolved oxygen, ammonium and nitrite levels and was validated with a different set of batch experiments with the same biomass.

Aerobic ammonium oxidation experiments at two oxygen levels used for model evaluation (2 and 0.5 mg/L) indicated that the nitrifier denitrification (42, 64%) and heterotrophic denitrification (7, 17%) pathways increased and dominated the total N₂O production at high nitrite and low oxygen concentrations; while the nitrifier nitrification pathway showed the largest contribution at high dissolved oxygen levels (51, 19%). The uncertainty of the biological parameter estimates was propagated to N₂O model outputs via Monte Carlo simulations as 95% confidence intervals. The accuracy of the estimated parameters corresponded to a low uncertainty of the N₂O emission factors ($4.6 \pm 0.6\%$ and $1.2 \pm 0.1\%$).

Keywords

Modelling; ASM; Nitrous oxide, Uncertainty, Activated sludge

INTRODUCTION AND OBJECTIVES

N₂O is a greenhouse gas emitted in wastewater treatment plants. In this study we aim to: (a) quantify N₂O dynamics from mixed liquor biomass via extant respirometric assays, (b) calibrate the NDHA model to describe N-removing processes and N₂O production and assess the accuracy of estimated parameters, (c) evaluate the predictive ability of the calibrated model against a different mixed liquor biomass and (d) quantify the uncertainty of N₂O emissions during aerobic NH₄⁺ removal.

MATERIALS AND METHODS

Model structure

The NDHA was proposed as a consistent model to describe NO/N₂O dynamics under a variety of conditions for biomass containing autotrophic and heterotrophic fractions (Domingo-Félez and Smets, 2016). Three biological pathways are considered: nitrifier nitrification (NN), nitrifier denitrification (ND) and heterotrophic denitrification (HD).

Experimental design

Respirometric approaches were taken (on-line, high-rate O₂ and N₂O measurements) to obtain informative data on N₂O dynamics from mixed liquor biomass (Table 1). Separate batch

nitrification experiments were executed in a 3-L lab-scale reactor with mixed liquor biomass from the same WWTP (Domingo-Félez et al., 2017b).

Table 1 – Experimental design for lab-scale respirometric assays (A-C) and for model validation (D-E).

Scenario	Oxygen level	Pulses	Monitoring	Targeted Processes
(A)	Anoxic	NO_3^- , NO_2^- , N_2O , COD	NO_3^- , NO_2^- , N_2O , NH_4^+	Heterotrophic denitrification, hydrolysis
	From excess DO (air-sat) into anoxia	COD	DO	Biomass decay, hydrolysis
(B)	Anoxic	NO_3^- , NO_2^-	N_2O , NO	HB-driven $\text{NO}/\text{N}_2\text{O}$ dynamics
(C)	From excess DO (O_2 -sat) into anoxia	NH_4^+ , NH_2OH , NO_2^-	DO, N_2O , NO	NH_4^+ , NO_2^- removal AOB/HB-driven $\text{NO}/\text{N}_2\text{O}$ dynamics
	Constant aeration (high and low DO)	NH_4^+	DO, N_2O , NH_4^+ , NO_2^-	NH_4^+ , NO_2^- removal, N_2O dynamics
(E)	Constant aeration (high and low DO)	NH_4^+ , NO_2^- , NO_3^-	DO, N_2O , NH_4^+ , NO_2^-	NH_4^+ , NO_2^- removal, N_2O dynamics

Sensitivity analysis, Parameter estimation procedure and Uncertainty analysis

A global sensitivity analysis (GSA) was performed to identify the most determinant parameters on model outputs via Monte Carlo simulations using the SRC method. To test the validity of the model response the interdependency of residuals ($y_{sim,i} - y_{obs,i}$) was analysed by autocorrelation for different lag times. The uncertainty of newly estimated parameters was compared to a reference case from literature and evaluated via Monte Carlo simulations (n = 500). More information can be found elsewhere (Domingo-Félez et al., 2017a).

RESULTS

Sensitivity analysis on a nitrification/denitrification case study

Results from the GSA highlight the importance of AOB on N_2O production from a mixed culture biomass during aerobic NH_4^+ oxidation. Up to four of the ten most sensitive parameters for N_2O and NO liquid concentrations corresponded to AOB processes. Interestingly, NOB and HB were also sensitive, highlighting the importance of microbial interactions in complex communities.

Biomass activity tests: example heterotrophic activity

The specific denitrification rates and oxygen uptake rate were significantly higher in the presence of excess electron donor (mix of C-sources) compared to endogenous conditions: Denitrification (1.5, 2.5 and 4.7 vs. 7, 6.2 and 12 mgN/gVSS.h), C-removal (4.5-7 and 35 mgCOD/gVSS.h). The N_2O reduction rate varied 3-fold in the pH range 6.5 - 9, with a maximum at around pH = 8 and lower rates towards higher and lower pH values (Figure 1).

Calibration results: Heterotrophic and autotrophic N-removal

Based on the overall good fit of model predictions and experimental data the NDHA model described the dynamics of the measured DO, NH_4^+ , NO_2^- , NO_3^- , N_2O and NO ($R^2 \geq 0.94$, F-test = 1 for 10/11 datasets). A total of 17 parameters were estimated with bounded approximate confidence regions indicating good identifiability (CV < 25%) (Figure 1, Table 2).

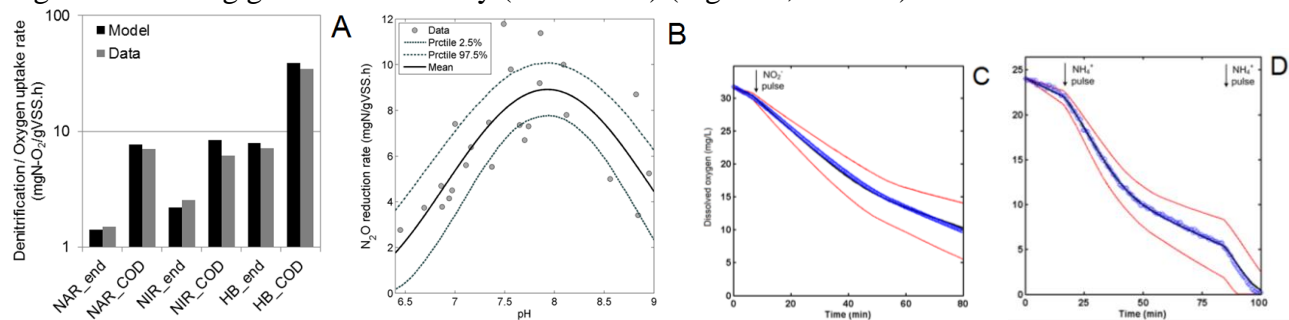


Figure 1 – Experimental and modelling calibration results for heterotrophic processes (A), nitrous oxide reduction dependency on pH (B), NO_2^- oxidation (C), NH_4^+ oxidation (D). Red lines: 95% confidence intervals.

Model evaluation

The predictive ability of the calibrated NDHA model was evaluated on a set of batch experiments where mixed liquor biomass from the same WWTP was subject to varying N pulses at constant aeration. The model captured the trends of DO, main N-substrates and liquid N₂O without any

Table 2 – Best-fit values for the parameters estimated (25 °C).

Parameter	Units	Value	Scen.	Parameter	Unit	Value	Scen.	Parameter	Unit	Value	Scen.
pH _{opt.nosZ}	(-)	7.9 ± 0.1	(A)	K _{HB,S,NIR}	mgCOD/L	4.3 ± 0.69	(B)	μ _{NOB}	d ⁻¹	1.51 ± 0.07	(C)
W _{nosZ}	(-)	2.2 ± 0.2	(A)	K _{HB,S,NOR}	mgCOD/L	5.3 ± 0.83	(B)	μ _{HB}	d ⁻¹	7.23 ± 0.16	(A)
K _{HB,N2O}	mgN/L	0.078 ± 0.020	(A)	K _{HB,S,NOS}	mgCOD/L	4.1 ± 0.40	(B)	ε _{AOB}	(-)	0.0031 ± 0.00	(C)
μ _{HB,NAR}	d ⁻¹	1.71 ± 0.11	(A)	K _{AOB,NH3}	μgN/L	7.00 ± 1.17	(C)	η _{NIR}	(-)	0.22 ± 0.01	(C)
μ _{HB,NIR}	d ⁻¹	1.11 ± 0.07	(A)	K _{NOB,HNO2}	μgN/L	0.027 ± 0.006	(C)	η _{NOR}	(-)	0.36 ± 0.02	(C)
μ _{HB,NOS}	d ⁻¹	1.17 ± 0.02	(A)	μ _{AOB,AMO}	d ⁻¹	0.86 ± 0.02	(C)				

parameter modification (R^2_{avg} for DO = 0.98; NH₄⁺ = 0.99; NO₂⁻ = 0.84; N₂O = 0.80). Only the N₂O residuals ($y_{sim,i} - y_{obs,i}$) did not pass the F-distribution test ($F_{N2O} = 0$). Higher NH₄⁺ pulses yielded a higher N₂O fraction (0.6 - 1.7 - 2.5 - 3.2% N₂O/NH₄⁺_{rem}) as more NH₄⁺ oxidation occurred at low DO, thus promoting the contribution of denitrification pathways (Figure 2).

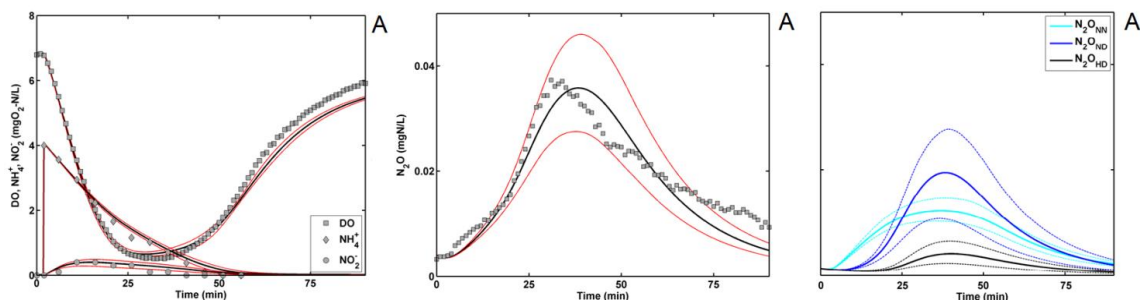


Figure 2 – Model evaluation results. Effect of NO₃⁻ pulse (A). Main substrates: DO, NH₄⁺, NO₂⁻ (left), N₂O (middle) and N₂O pathway contributions (right). Experimental results (markers), best-fit simulations (black lines), 95% confidence intervals (red lines) (left, middle). NN (cyan), ND (blue), and HD (black) pathway contributions.

To gain more insights on the N₂O emissions from mixed liquor biomass during aerobic NH₄⁺ oxidation simulations with best-fit estimate parameters were run for a wider range of DO (0.2 – 4 mg/L) and NO₂⁻ (0 – 1.4 mgN/L) at excess NH₄⁺. The N₂O emission factor and individual pathway contributions to the total N₂O pool at pseudo-steady state are shown in Figure 3.

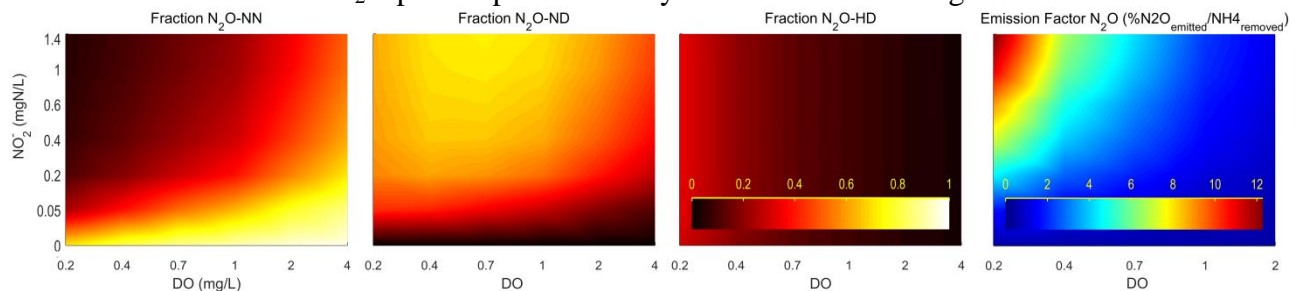


Figure 3 – Model evaluation at varying NO₂⁻ and DO concentrations during excess NH₄⁺ removal (pH = 7.2). From left to right: Pathway contributions to total N₂O pool NN, ND, HD; N₂O emission factor.

Uncertainty of N₂O emissions from activated sludge biomass

The N₂O emission factors of simulated NH₄⁺ removal at constant DO (0.5 and 2.0 mg/L) are comparable to Wunderlin *et al.* (2012) at the same DO levels (3.8 and 2%, Table 3). The uncertainty of N₂O model predictions was evaluated and could be used in future studies to discriminate between calibration procedures. By comparing the uncertainty of two cases (from a reference value from literature and the one obtained in this study) the uncertainty estimated with

this calibration procedure was only 28% of that simulated with the reference (Table 3). Here we show the impact of the uncertainty of biological parameter estimates in N₂O emissions, which will significantly impact the carbon footprint of the process. Unfortunately, no other studies exist on uncertainty of N₂O emissions. We believe that future comparison of best-fit simulations together with their uncertainty (e.g. 95% CI) will improve calibration procedures for N₂O models.

Table 3 – Nitrogen removal, N₂O emission factor and N₂O pathway contribution for the nitrification/denitrification case study after model calibration. The standard deviations (std) correspond to the uncertainty from estimated parameters in this study (std_{t.s.}), and a reference value from literature (std_{init}) for 500 Monte Carlo simulations.

DO	$\Delta\text{TN (mgN/L)}$	N ₂ O _{emitted/removed}	N ₂ O _{pathway contrib}								
			NN	std _{init}	std _{t.s.}	ND	std _{init}	std _{t.s.}	HD	std _{init}	std _{t.s.}
0.5 mg/L	16.8 ± 0.1	4.6 ± 0.6%	19%	11%	2%	64%	11%	2%	17%	7%	2%
2.0 mg/L	27.1 ± 0.3	1.2 ± 0.1%	51%	15%	3%	42%	14%	3%	7%	4%	2%

ACKNOWLEDGEMENT

The research work was financed by the LaGas project (Danish Council for Strategic Research). . Dr. Ulf Jeppsson (Lund University) is acknowledged for having provided the codes of the Benchmark Simulation Model no 2 from which this work was developed.

REFERENCES

- Domingo-Félez, C., Calderó-Pascual, M., Sin, G., Plósz, B.G., Smets, B.F., 2017a. Calibration of the comprehensive NDHA-N₂O dynamics model for nitrifier-enriched biomass using targeted respirometric assays. *Water Res.* 126, 29–39. doi:10.1016/j.watres.2017.09.013
- Domingo-Félez, C., Pellicer-Nàcher, C., Petersen, M.S., Jensen, M.M., Plósz, B.G., Smets, B.F., 2017b. Heterotrophs are key contributors to nitrous oxide production in activated sludge under low C-to-N ratios during nitrification-Batch experiments and modeling. *Biotechnol. Bioeng.* 114, 132–140. doi:10.1002/bit.26062
- Domingo-Félez, C., Smets, B.F., 2016. A consilience model to describe N₂O production during biological N removal. *Environ. Sci. Water Res. Technol.* 2, 923–930. doi:10.1039/C6EW00179C
- Wunderlin, P., Mohn, J., Joss, A., Emmenegger, L., Siegrist, H., 2012. Mechanisms of N₂O production in biological wastewater treatment under nitrifying and denitrifying conditions. *Water Res.* 46, 1027–37. doi:10.1016/j.watres.2011.11.080