



Recent advances with association models for practical applications

Tsivintzelis, Ioannis; Bjørner, Martin Gamel; Kontogeorgis, Georgios M.

Published in:
Molecular Physics

Link to article, DOI:
[10.1080/00268976.2018.1465604](https://doi.org/10.1080/00268976.2018.1465604)

Publication date:
2018

Document Version
Peer reviewed version

[Link back to DTU Orbit](#)

Citation (APA):
Tsivintzelis, I., Bjørner, M. G., & Kontogeorgis, G. M. (2018). Recent advances with association models for practical applications. *Molecular Physics*, 116(15-16), 1921-1944 .
<https://doi.org/10.1080/00268976.2018.1465604>

General rights

Copyright and moral rights for the publications made accessible in the public portal are retained by the authors and/or other copyright owners and it is a condition of accessing publications that users recognise and abide by the legal requirements associated with these rights.

- Users may download and print one copy of any publication from the public portal for the purpose of private study or research.
- You may not further distribute the material or use it for any profit-making activity or commercial gain
- You may freely distribute the URL identifying the publication in the public portal

If you believe that this document breaches copyright please contact us providing details, and we will remove access to the work immediately and investigate your claim.

Supporting information for the article:

Recent advances with association models for practical applications

Ioannis Tsivintzelis^{1,2}, Martin Gamel Bjørner¹, and Georgios M. Kontogeorgis¹

¹*Center for Energy Resources Engineering (CERE), Department of Chemical and Biochemical Engineering, Technical University of Denmark, Building 229, DK-2800, Denmark*

²*Department of Chemical Engineering, Aristotle University of Thessaloniki, 54124 Thessaloniki, Greece.*

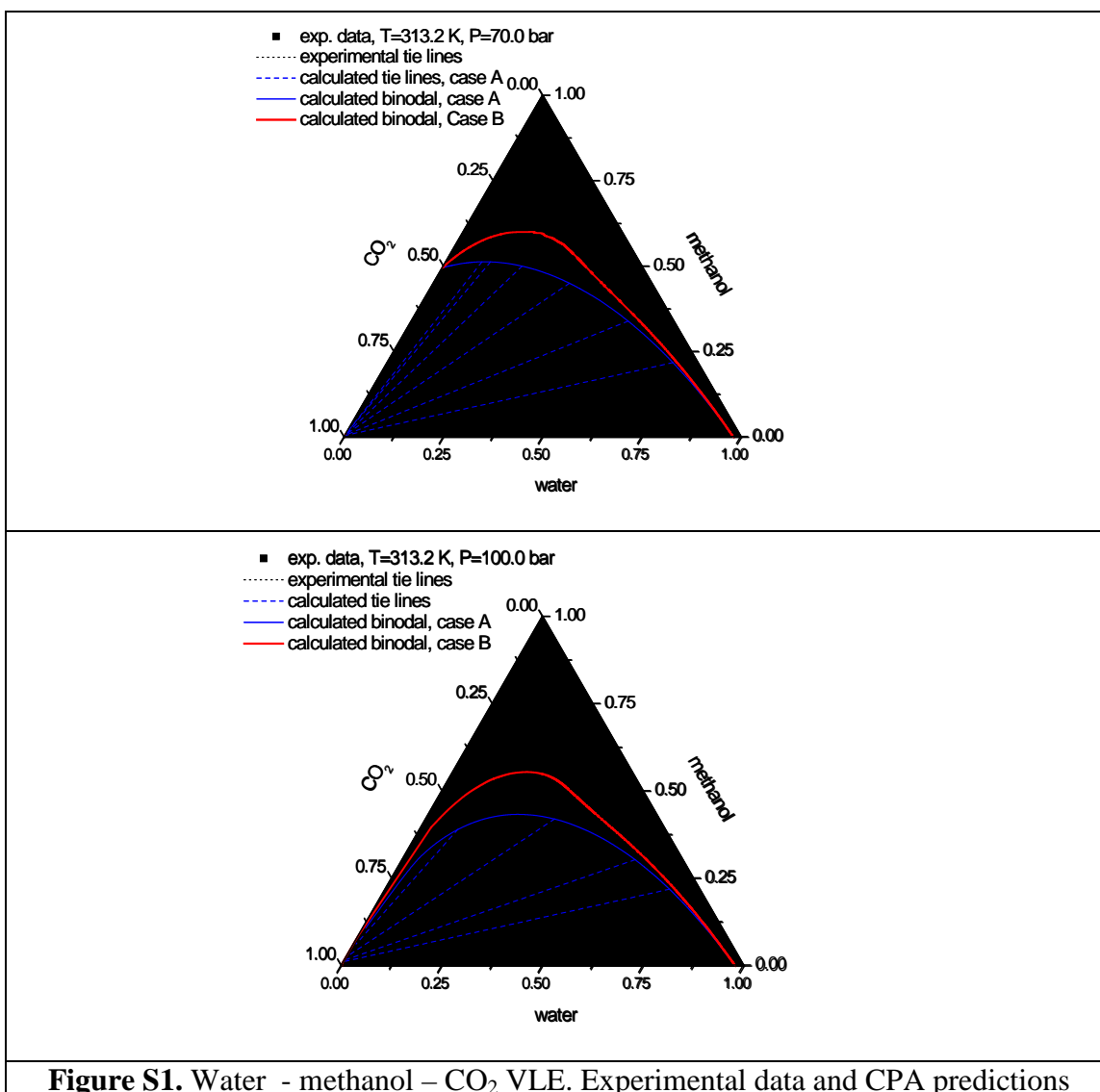


Figure S1. Water - methanol – CO₂ VLE. Experimental data and CPA predictions

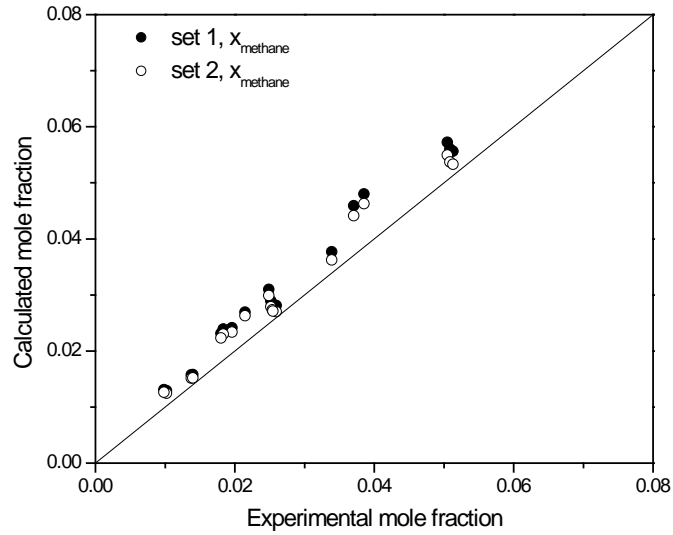


Figure S2. Calculated vs experimental liquid phase composition for the VLE of the water - TEG - methanol - methane - propane system (mole fraction of methane).

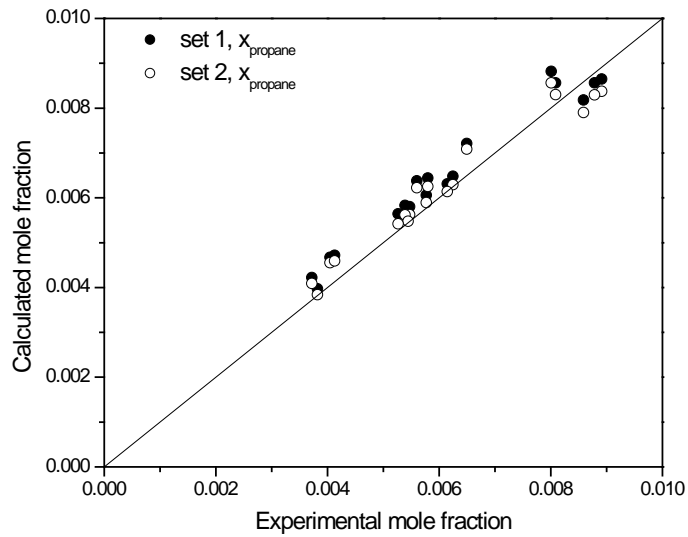


Figure S3. Calculated vs experimental liquid phase composition for the VLE of the water - TEG - methanol - methane - propane system (mole fraction of propane).

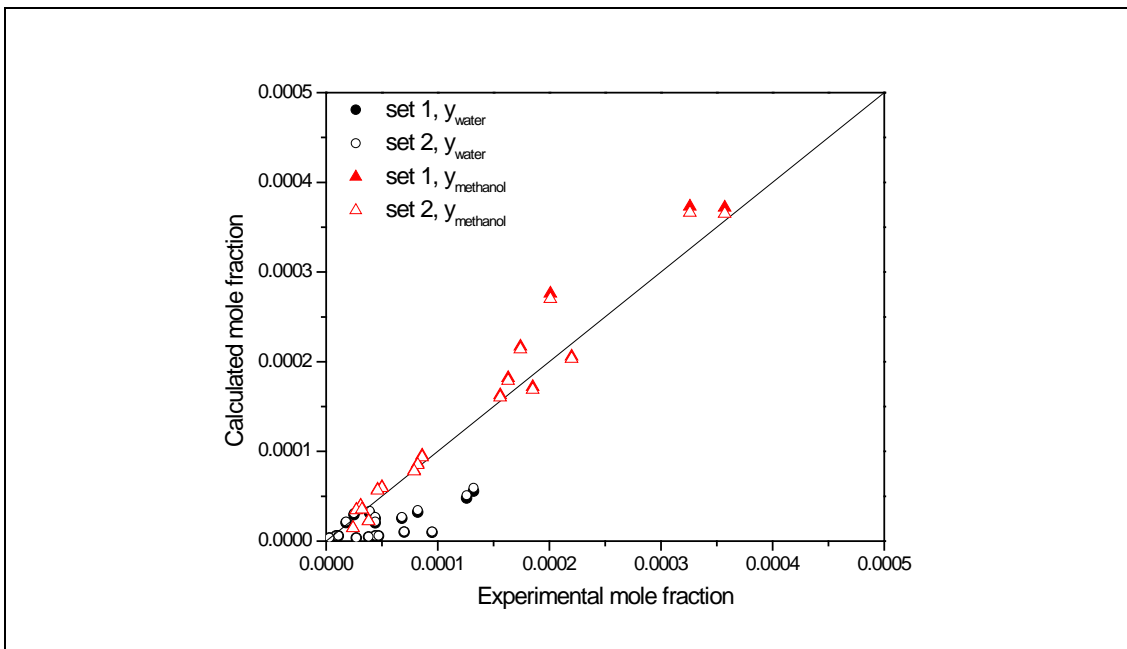


Figure S4. Calculated vs experimental vapor phase composition for the VLE of the water - TEG - methanol - methane - propane system (mole fractions of water and methanol).

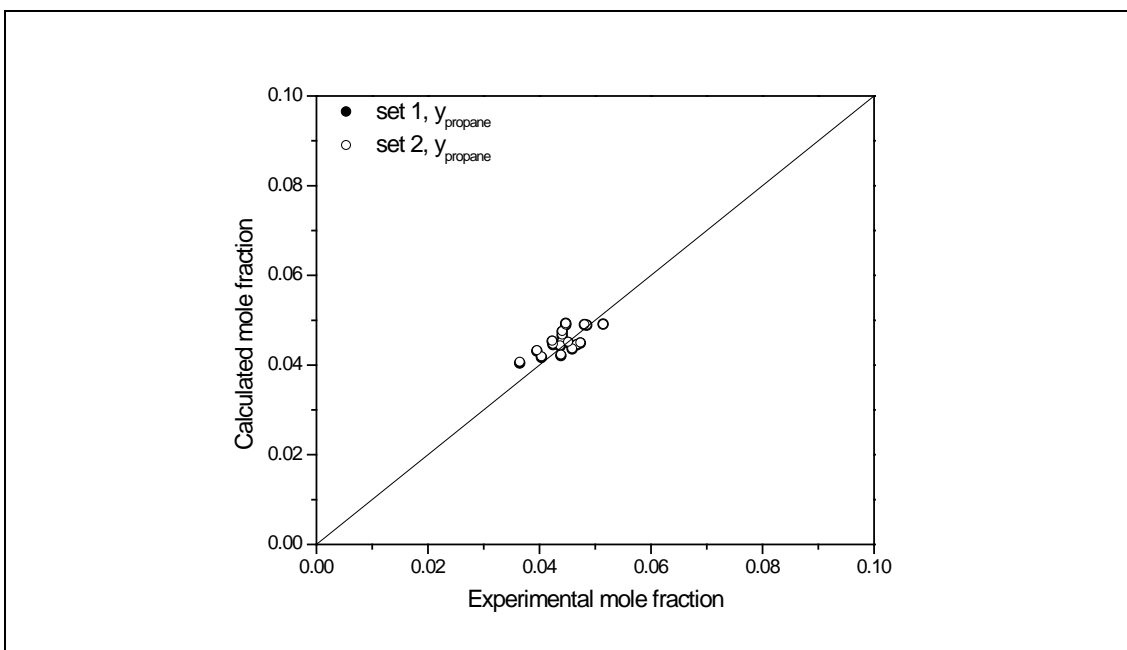


Figure S5. Calculated vs experimental vapor phase composition for the VLE of the water - TEG - methanol - methane - propane system (mole fraction of propane).

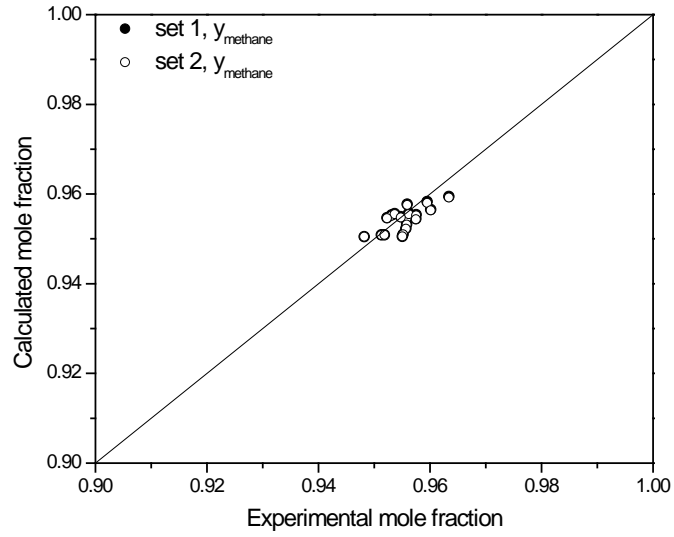


Figure S6. Calculated vs experimental vapor phase composition for the VLE of the water - TEG - methanol - methane - propane system (mole fraction of methane).