



The Future Role of Human Operators in Highly Automated Electric Power Systems

Prostejovsky, Alexander Maria; Brosinsky, Christoph; Heussen, Kai; Westermann, Dirk; Kreusel, Jochen; Marinelli, Mattia

Published in:
Electric Power Systems Research

Link to article, DOI:
[10.1016/j.epsr.2019.105883](https://doi.org/10.1016/j.epsr.2019.105883)

Publication date:
2019

Document Version
Early version, also known as pre-print

[Link back to DTU Orbit](#)

Citation (APA):
Prostejovsky, A. M., Brosinsky, C., Heussen, K., Westermann, D., Kreusel, J., & Marinelli, M. (2019). The Future Role of Human Operators in Highly Automated Electric Power Systems. *Electric Power Systems Research*, 175, [105883]. <https://doi.org/10.1016/j.epsr.2019.105883>

General rights

Copyright and moral rights for the publications made accessible in the public portal are retained by the authors and/or other copyright owners and it is a condition of accessing publications that users recognise and abide by the legal requirements associated with these rights.

- Users may download and print one copy of any publication from the public portal for the purpose of private study or research.
- You may not further distribute the material or use it for any profit-making activity or commercial gain
- You may freely distribute the URL identifying the publication in the public portal

If you believe that this document breaches copyright please contact us providing details, and we will remove access to the work immediately and investigate your claim.

The Future Role of Human Operators in Highly Automated Electric Power Systems

Alexander M. Prostejovsky^a, Christoph Brosinsky^b, Kai Heussen^a, Dirk Westermann^b,
Jochen Kreusel^c, Mattia Marinelli^{a,*}

^a*Center for Electric Power and Energy, Technical University of Denmark, 4000 Roskilde, Denmark*

^b*Faculty of Electrical Engineering and Information Technology, Technische Universität Ilmenau, 98684 Ilmenau, Germany*

^c*Power Grids Division of ABB, 68159 Mannheim, Germany*

Abstract

In the wake of the widespread deployment of Renewable Energy Sources (RESs) and the introduction of other distributed energy technologies, the grid exhibits faster and more intricate dynamics. A lot of attention is therefore being put on automated grid management systems, which entail a shift in the role and tasks of human operators in the Control Rooms (CRs). Given the rapid pace of development, the question ultimately arises if human guidance is necessary at all to safely operate the grid. This work investigates the prospective role of the human operators in CRs under consideration of cognitive challenges in highly automated power systems, aiming to maintain safe and efficient grid operation. A review on relevant literature casts light on the scope of influence of automated grid management systems, the operational states of power system that will still require human assistance, as well as activities and interactions. Finally, recommendations on the design of Decision Support Systems (DSS) supporting humans in their future role are provided.

Keywords: Control Room; Decision Support Systems; Human Computer Interaction; Human Operators; Power System Management; Situation Awareness

*Corresponding author

Email address: matm@elektro.dtu.dk (Mattia Marinelli)

Acronyms

ACE	Area Control Error	ML	Machine Learning
AI	Artificial Intelligence	NPP	Nuclear Power Plant
AMI	Advanced Metering Infrastructure	PMU	Phasor Measurement Unit
BESS	Battery Energy Storage System	RAS	Remedial Action Scheme
CC	Control Centre	RES	Renewable Energy Source
CR	Control Room	RTU	Remote Terminal Unit
DER	Distributed Energy Resource	SA	Situation Awareness
DMS	Distribution Management System	SAGAT	SA Global Assessment Technique
DR	Demand Response	SART	SA Rating Technique
DSA	Dynamic Security Assessment	SCADA	Supervisory Control And Data Acquisition
DSO	Distribution System Operator	SE	State Estimation
DSS	Decision Support System	SM	Smart Meter
EMS	Energy Management System	SMI	Smart Meter Infrastructure
ES	Expert System	SO	System Operator
FACTS	Flexible AC Transmission System	TSO	Transmission System Operator
GMS	Grid Management Systems	UI	User Interface
GUI	Graphical User Interface	VSC	Voltage Source Converter
HMI	Human-Machine Interface	WAMS	Wide Area Monitoring System
ICT	Information & Communication Technology	WDA	Work Domain Analysis
LFC	Load Frequency Control		

1. Introduction

Turn the lights on, keep the lights on, and turn the lights back on when they go out. This tongue-in-cheek job description by an electric utility's employee in [1] plainly sums up the task of utilities, and the way of achieving this remained basically unchanged in decades. Yet electric power grids are in a phase of rapid change, and so is the role of human operators in control rooms.

Before market liberalisation and the subsequent unbundling of the vertically integrated power system, control centres were manned with skilled dispatchers [2, 3]. They had broad knowledge of the whole power system and a deep understanding of the physical processes in all of the system in order to be able to manually intervene. However, in the wake of the widespread deployment of Renewable Energy Sources (RES) and the introduction of other new technologies, the grid exhibits faster and more intricate dynamics. A lot of attention is therefore being put on automated grid management systems, which entail a shift in the role and tasks of the human operators [4]. Given the rapid pace of development, the question

ultimately arises if human guidance is necessary at all to safely operate the grid. For the most part, the possibilities emerging from Information & Communication Technology (ICT) and consecutive automated grid management tools in the next generation of Control Centres (CCs) are described, e. g., in [5, 6, 7, 8, 9, 10]. The operator role, on the other hand, is hardly ever discussed in the context of electric power systems.

This work investigates the prospective role of the human operator under consideration of cognitive challenges in highly automated power systems. Identifying and presenting relevant literature, the questions tackled in this work are:

- What is the expected scope and sphere of influence on the grid operation of automated control systems in future power systems?
- Which operational states of the power system will still require human assistance?
- How do tasks and interactions in the Control Room (CR) change in automated environments?
- How should a Decision Support System (DSS) be designed to assist human operators in their new roles?

In related works, the focus lies almost exclusively on control room functionality under the assumption of currently given operator roles. This paper contrasts with this common approach by also considering implications of changing automation technology on the possible future role and tasks of an operator. Automation functions in a highly automated power system are anticipated on the basis of the Web-of-Cells concept as proposed by the European research project ELECTRA [11].

The paper is structured as follows. In Section 2 we present a discussion starting with an overview of the tasks and roles associated with grid operation in present-day control centres. Section 3 focuses on psychological aspects in terms of Situation Awareness (SA) relevant to the energy sector and related industrial domains. The technical side of the subject is investigated in Section 4 by examining present Energy and Distribution Management Systems (EMS, DMS) used for power systems management and supervision. Advances in the automation and decentralisation of electric power systems are subsequently described in Section 5. Based on the findings up to this point, future demands on required

expertise, tasks and requirements on operators and their environment are finally derived in Section 6. Section 7 concludes this paper. For the most part we will use the terms System Operator (SO) and Grid Management Systems (GMS) for Transmission System Operator (TSO)/Distribution System Operator (DSO) and EMS/DMS, respectively.

2. The Human Operator

As any cyber-physical system, the electric grid needs humans for carrying out its purpose, the uninterrupted provision of electric energy [12]. From putting infrastructure and components into operation, maintaining their functionality, to bringing the system back on-line after blackouts, humans are involved to varying degrees at all stages. Whether we look at single assets or at the grid as a whole, supervision and control is conducted in the CR of the CC¹ as depicted in Fig. 1. While many processes are automated, it is ultimately the operators that keep the system running.

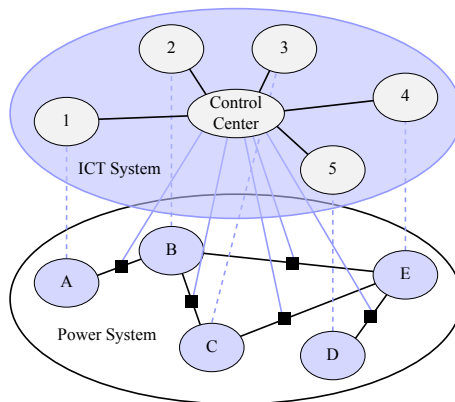


Figure 1: The electric grid viewed as a cyber-physical system as in [12]. The CR exchanges data with remote substation controllers (Arabic numerals) or directly with substation and network components (Latin letters).

2.1. Operator Roles

Humans in electric power systems have operational responsibility complementary to automation [13]. Three types of roles are generally distinguished [14]:

1. Transmission/Distribution Operator (system operation)
2. Reliability Coordinator (supervision)

¹Control Room and Control Centre are often used synonymously.

3. Balancing and Interchange Operator (market/ancillary services coordination)

We will focus predominantly on the first two categories in the frame of this work, as they are critical to resolving abnormal grid operation states.

Transmission/Distribution Operators monitor and control the grid from their workplaces inside the CR. Assisted remotely by field crews, they steer the system away from potentially dangerous operating states, develop contingency plans, and respond to emergencies. Each operator in the CR has specific tasks and gains awareness of the system operational state to act accordingly.

Coordination of all operators and tracking of work progress is done by control room *Reliability Coordinators*, who tracks and reviews activities [15, 16]. They supervise and direct the activities of assigned control room staff and coordinates scheduling of staff to ensure proper operational coverage. A supervisors job is to identify arising needs, to ensure compliance with regulations during daily business and coordinate operator training on the job as required. They also link company procedures and business objectives with the practical operational perspective, and introduce new policies and procedures.

2.2. *Tasks and Objectives*

Power system operators have to collectively cover a range of knowledge areas for maintaining power system operation under changing conditions: Resource and demand balancing, transmission system, emergency preparedness, emergency response, contingency analysis and reliability, and communications and data. They have to manually intervene when required, considering cost-effective and feasible solutions by first applying no-cost measures before taking more expensive solutions. The corresponding tasks as taken from the NERC operator training and certification process in [14] are listed in Table 1.

2.3. *Expertise Levels*

Several operator expertise levels can be differentiated based on time spent in the CR, task assignments, and gathered experience. As operators rise up in the hierarchy, they are expected to learn more complex tasks and complete them under decreasing amounts of supervision until reaching the top level, at which time they are able to operate independently. Two case studies were conducted in the Vermont utility described in [17, 18]. The identified operator expertise levels are summarised in the following.

Table 1: Tasks from the NERC power system operator training and certification process [14].

Category	Tasks
Planning	Define system limitations such as operating limits and total transfer capabilities Define emergency procedures and system restoration plans Coordinate and revise generation and transmission maintenance plans as permitted Identification, communication, and direction of actions against threats and violations Implementation of interchange, emergency procedures and restoration plans Perform and interpret contingency analysis and dynamic security assessments Coordinate field crews and schedule asset maintenance
Monitoring	Calculate and monitor the area control error (ACE) Monitor interconnection reliability and limits to prevent instability and cascading Monitor and adjust reactive resources to maintain system voltage within limits Monitor and deploy emergency procedures, protective relaying systems and RAS Monitor and update telemetry and telecontrol parameters within the control area
Response	Adjust power flow and approve arranged interchange in the system Curtail confirmed power interchanges that adversely impact system reliability Deploy ancillary services for balancing generation and load considering reliability Direct emergency procedures incl. load shedding and coordinate system restoration Operate the control area to maintain load-interchange-generation balance Conduct switching and develop automated switching regimes
Reporting	Pursue operational planning and reliability evaluation Provide energy accounting and administer inadvertent energy paybacks Review generation commitments, dispatch, and load forecasts

1st Class (1C) operator. First class operators possess a fast grasp of Supervisory Control And Data Acquisition (SCADA) data from which they infer other system states. Their good topological knowledge allows them to write and execute switching plans *ad hoc* independently of other operators. After five years they are considered *experts*.

2nd, 3rd Class (2C/3C) operator. Second and third class operators have various degrees of topological and SCADA data understanding, with which they support 1C operators.

Novice. New-hires with knowledge of electricity and system fundamentals are trained by senior operators. They execute basic operations under guidance and learn to interpret SCADA data, identify contingencies and prioritise alarms.

Definition of an Expert. Experts have a combination of strong academic or practical background and spent significant time in the control room. A CR expert is a 1C operator with additional five years of experience, which amounts to up to nine years in the CR in total [17]. Experts remain calm under stress, can efficiently multitask, process large amounts of data, while being tolerant to ambiguity. They are exposed to a multitude of events where they gain knowledge through experiential learning and practical work.

3. Operator Situation Awareness

The term SA was coined in the attempt to create a construct of human decision making processes within complex, dynamic systems [19]. Defined as the primary basis for all decisions and actions taken by humans in the operation of complex and dynamic systems [19, 20], the concept of SA has since entered the mainstream of human factors research [21] and related domains that involve humans acting in challenging environments [22, 23, 24].

Operator SA of operators significantly impacts the probability of the system entering the cascading phase of a blackout [25]. Lack thereof is attributed to numerous power system incidents in the past as described in [17, 20, 23, 26, 27], highlighting the need for increased SA for both individuals and teams (e. g., operators in the same room or operator and field crew interactions [17]). This problem gets aggravated by automation, which entails the potential threat of reduced SA and increased risk of human errors [28, 29]. Important aspects of SA are therefore covered in the following in order to emphasise psychological considerations in the evaluation of the role of future operators. A generalised impact analysis of human factors on power system operation reliability is given in [30].

3.1. Models

SA models aim to understand the relations and interactions between sensory inputs, cognitive processing of information and actions taken. They allow a systematic description of human performance for both routine tasks and abnormal working conditions [31]. A selection of widely adapted models is presented in the following.

Three-Level Model. Endsley's methodology models the cognitive process of dynamic decision making as a linear triadic relationship in a loop: Perception of elements in the current situation; Comprehension of their meanings and relations; and projection of future states with the given knowledge [19, 32]. External inputs, such as underlying system aspects, goals and expectations, as well as the subject's background and abilities, act on a mental model that eventually results in an action. Fig. 2 illustrates the complete model.

The three-level model is now the most widely used for describing SA, despite being frequently criticised for its disjunctive view on SA process and product [33].

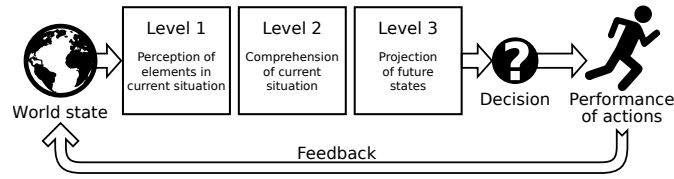


Figure 2: Endsley's three-level model of situation awareness based on [20].

Perceptual Cycle. As opposed to Endsley's three-level model, the perceptual cycle model [34] does not distinguish between the SA process and outcome [23]. Instead, it incorporates the impact of actions between the individual and the environment in a cyclical process (see Fig. 3). Interactions do not only modify the environment, but also internal schema that direct further explorations [33].

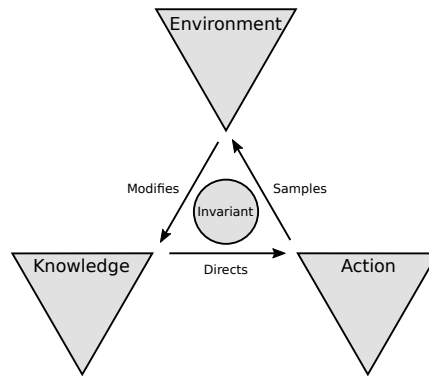


Figure 3: Perceptual cycle model based on [34].

Work Domain Analysis. Work Domain Analysis (WDA) helps to derive the domain-specific needs for the creation of economic interfaces supporting human performance and error recovery [35]. An overview about operator work domains has been derived from operator training and certification programmes [14]. The operator roles *Reliability Operator*, *Balancing and Interchange Operator* and *Transmission Operator* are designated by NERC to indicate the qualification credential. All of them describe roles in the technical domain, which requires specialised training. The operator training on a regular basis is examined in six different knowledge areas, which are shown in Fig. 4 and are further described in Table 1 of Section 2. In Fig. 4, it can be seen that the detail level of knowledge rises for each operator credential depending on the focus of the work domain. In general the activities of the operator can be decomposed into the two main fields of activity: power management and network management. While the examination of transmission operators

focuses more on power transmission/distribution topics, the examination for a balancing and interchange operator exam emphasises power demand and balancing topics. The examination for reliability operators covers equally both areas. Knowledge in terms of communications and data, emergency preparedness and reliability is equally needed for all operator domains.

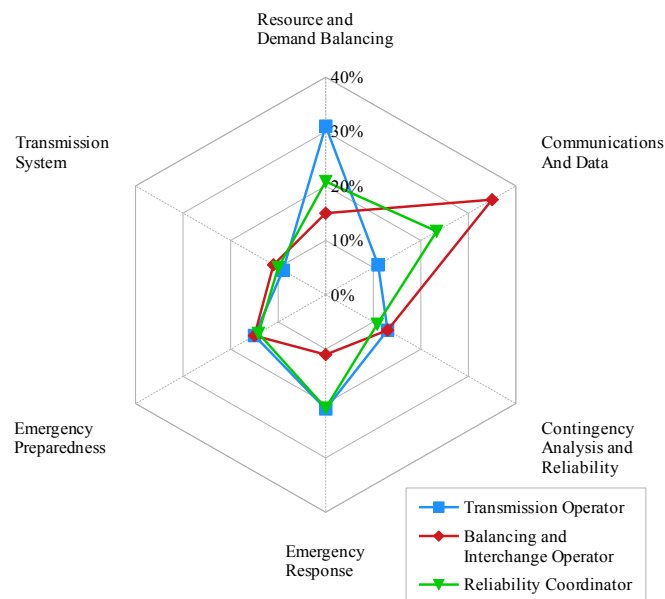


Figure 4: Operator Work Domain Analysis based on NERC training and certification programmes [14]. The percentage values are derived from the number of questions on specific topics divided by the total amount of questions within the certification exam for each credential.

Activity Theory. Like the perceptual cycle model, the activity theory model [36] considers SA as an intertwined process of all components. Dynamic reflection over past, present, and future, as well as on situational features enables individuals to form and modify mental models of their environment.

3.2. Metrics

Metrics allow to quantify the level of SA and are crucial to design of operator DSS as presented later. A comprehensive overview of metrics is provided by the Single European Sky ATM Research (SESAR) project in [37]. Two distinctive categories can be identified, subjective and objective [38], from which the following methods are deemed to be the most useful for modern ICT-driven systems [39].

SA Global Assessment Technique (SAGAT). Developed along with Endsley's Three-Level model presented in Section 3.1, SA Global Assessment Technique (SAGAT) probes test subjects at random times in the simulated scenario about their perceived SA [19, 26]. While not free from criticism, it is now a *de facto* standard instrument [21].

SA Rating Technique (SART). This post-trial method uses ten dimensions of SA that can be rated and weighed by the participants [37, 19]. Its highly subjective character raises suspicion about the results' validity, however, SA Rating Technique (SART)'s applicability in environments that lack simulations makes it a viable tool [39].

3.3. *Human-Machine Interfaces*

Introduction of full graphics replacing the mimic board for SCADA systems in CCs and the development of digitised ICT significantly expanded the possibilities for power system monitoring and remote operation. Human-Machine Interfaces (HMIs) or Human-System Interfaces, as they are sometimes called, are the medium between human operators and the system under control [29], and are designed with respect to usability, simplicity, and ergonomics. Interactive visual interfaces play a major role in HMIs, as they provide a more intuitive overview on the system's state than purely computational analyses [40].

3.4. *SA in Electric Power System*

The complexity of power systems is continuously rising, raising the risk of human operators being unable to manage the grid in all situations unless their cognitive capabilities are assisted by appropriate tools. As the quantity and the rate of gathered data in the CR, as well as the requirement for quicker diagnosis and decision making by operators rises, the so-called human cognitive barrier is reached [41] and information cannot be further processed. Enlarging SA means to deal with the cognitive barrier by appropriate tools and visualisations. Several factors influence SA in CRs: the design of Graphical User Interfaces (GUIs), operator stress and workload, automated decision support, application complexity and operator training. If all these factors get aligned with the tasks, critical situations will get acknowledged sooner and can get mitigated successfully, effectively contributing to stability and lowering the risk of blackouts. Therefore, the necessary data and information has to be collected from the available information sources and subsequently filtered, organised, condensed and evaluated.

The three-level model described in Section 3.1 is typically adapted for evaluating power system SA. Applications of the model include hierarchical visualisation concepts amongst others [42, 27]. Fig. 5 combines the three-level model with the findings of an SA indicator system described in [43]. In addition to those works, we identify a *model state-space* layer on which both the SA and communications layers map their data, which will later be used for recommendations regarding the design of future DSS.

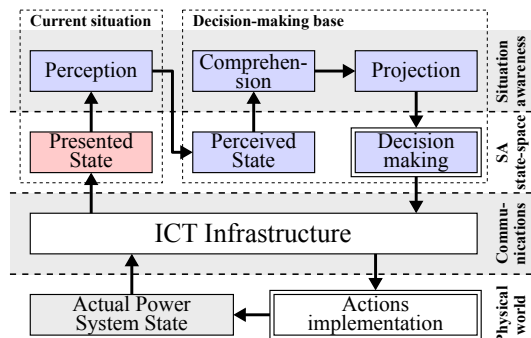


Figure 5: Power systems SA based on the three-level model in [19] and the SA indicator system of [43].

3.5. Electric Power System Operating States

SA allows to classify separated operating states of the electric grid, and in turn, the state determines which aspects of SA are important for the operator. Normal and abnormal operating states of a power system according to [44, 45, 46] are described in the following, supported by a summary in Table 2 and their temporal dependency in Fig. 6.

Normal. In normal operation state, all constraints are satisfied and existing reserve margins are sufficient. Generation matches the existing load demand, while equipment utilisation is within its limits. Possibly occurring disturbances can be handled without restriction.

Alert. The alert state is entered when the probability of a disturbance increases. Security constraints are satisfied, but a disturbance could result in a limit violation (e.g., equipment overload). In alert state, preventive measures can restore normal state.

Emergency. If a serious disturbance occurs before preventive measures can be taken, the system enters the emergency state. Now security constraints are being violated. The

power system would still operate, but curative control actions need to be initiated in order to restore at least the alert state.

In Extremis. If system constraints are heavily violated and the measures in emergency state are not sufficient, further initial or subsequent disturbances lead to disintegration and the power system is *in extremis*. Emergency control actions are needed to save the system from total collapse.

Restorative. The system enters the restorative state, when control is taken reconnect load and resynchronise islanded system parts. Depending on circumstances, the system transits to either to the alert or to the normal state.

Black Out. A black out is the system state in which the operation of a part or the entire transmission system is no longer possible.

Table 2: Definition of Operational States [45, 46].

State	Definition of Condition	Control Methods
Normal	Boundary conditions fulfilled	No intervention required
Alert	Safety-level below limit, boundary conditions still fulfilled	Preventive measures to restore adequate reserve margins needed (e. g., security dispatch, increased reserves, tie-line rescheduling)
Emergency	Boundary conditions violated, countermeasures of <i>alert</i> state insufficient or too slow	Immediate intervention needed (e. g., fault clearing, fast redispatch, load shifting)
In Extremis	Boundary conditions violated and system balance disturbed	Drastic measures to contain disruption of the entire system (e. g., load shedding or islanding)
Restorative	System equipment available for restoration	Reestablish sustainable system state (i. e., restart and synchronisation of generation units, load restoration, synchronisation of areas)
Blackout	(Parts of the) System down	Post-mortem analysis, preparing black start-capable units

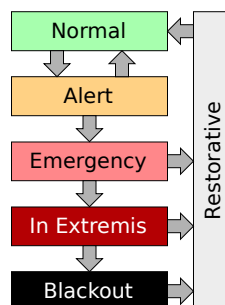


Figure 6: Power system operating states based on [45] and [47].

4. The Power System Control Room

The CR constitutes the focal operational point and the nerve centre of the power system [48]. CRs have evolved from hardwired analogue systems with manual controls into integrated, modular, digital systems [49, 5], providing a wide range of functionalities.

4.1. Organisation & Processes

A modern control room comprises a User Interface (UI) to access software modules in the EMS or DMS. It brings together the various operators, the SCADA system backed by ICT infrastructure for collecting, processing and storing data, and HMIs for operators to observe and control the system.

The alternation between idling and routine activities under low stress level, and dynamic, non-predictable, high stress situations, which require action under time pressure, is characteristic for the power system operator in the CR [48]. As illustrated in Fig. 7, both power system operation and operational planning in terms of technical processes and market rules are conducted in the CR. While the operational long term and day-ahead planning (today for tomorrow) is often practised in the back office, the intra-day actions are moving more and more into the CR, closer to real time [50] (see also Fig. 8).

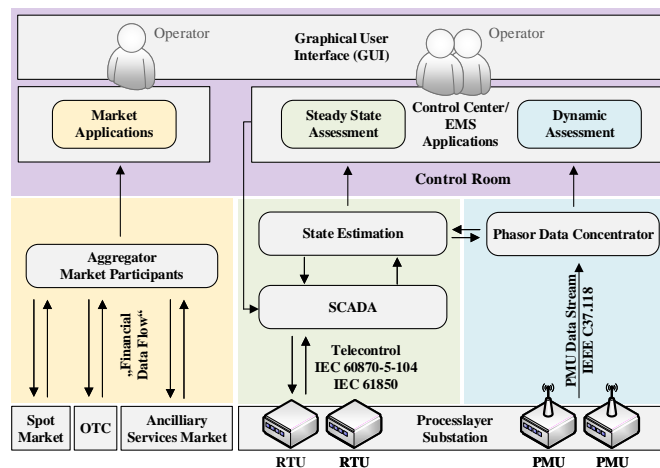


Figure 7: Overview of essential processes in a power system control center.

Both system operation in the close to real-time domain and operational planning-ahead make use of static and dynamic tools as illustrated in Fig. 7. They require data acquisition through communication channels to substations in the controlled area. The operational planning deals with long-, medium- and short term scheduling and planning

for the future real-time operation (e. g., week-ahead planning, day-ahead and intra-day congestion forecast). The procedures of operational planning and system operation are shown in Fig. 8 [51, 52].

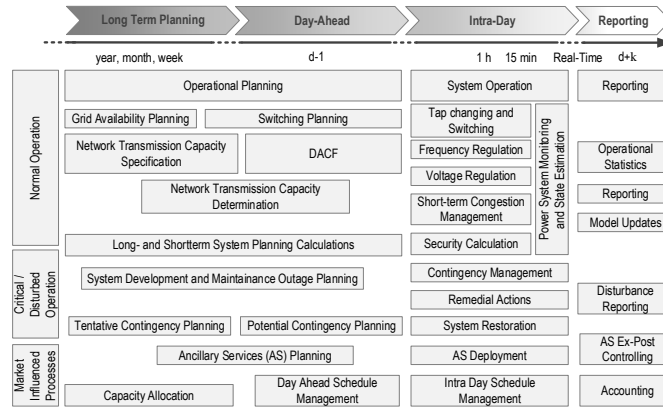


Figure 8: Processes of Operational Planning and System Operation [51, 52].

4.2. Features of Modern Grid Management Systems

Acquiring state information has been a necessity since the early days of interconnected power systems. In electric power systems, EMS and DMS are assistant systems for supervision and estimation of the grid state, frequency control, economic dispatch after load events, contingency analyses, and stability assessments [5]. They are highly-integrated software suites customised to the needs of individual TSOs and DSOs [53].

Operator tasks in power system CR operation as discussed in Section 2 are aided by several toolboxes built into the EMS/DMS. Some are capable of system operation support in the real-time domain, such as state estimation, monitoring, and control (e. g., circuit switching). Others help maintaining power quality (voltage and frequency), aid preventive or corrective security evaluation, or remedial activities and decision support. Management systems typically consist of separate productive and training environments, the latter using historical data from the archive and synthetic data to train specific situations.

Current SCADA systems combine most of the aforementioned functionalities in an HMI that provides operator workplaces and wallboard visualisations [54, 55]. The visualisation and decision support functionalities provided by SCADA systems are equally static and often require manual modifications (e. g., switch status state tracking). SCADA systems are tailored to the needs of SOs and the individual human operators, who can

remotely access the SOs' substations, assets [53, 56] and other functionalities [57]. Data is acquired from various sources of different vendors, which requires a broad knowledge about implemented technologies. Communication links between SCADA and remote sensors or tele-control actuators are typically static links in central databases maintained by asset operators themselves. Changes in device configurations or the topological grid structure and corresponding database entries thus at times need manual modifications.

4.3. Monitoring

Originally gathered via hard-wired sensors, data is now acquired by means of ICT from Remote Terminal Units (RTUs) in substations [58], small-scale producers and consumers in the field using Advanced Metering and Smart Meter (SM) Infrastructures (AMI, SMI) [59, 60, 61], up to Wide Area Monitoring Systems (WAMS) using Phasor Measurement Units (PMUs) [33, 62]. Additionally, communication to different internal processes, company subsections or 3rd parties leads to an increasing number of interfaces which require a strong knowledge about the performed operational tasks of the own and the connected 3rd party EMS/DMS. Relevant power system automation and communication protocols are mentioned in [12, 10]. The large-scale roll out of SMs, PMUs, and a rising number of Distributed Energy Resources (DERs) push established centralised SCADA designs to their limits [57, 54, 63].

Dynamic Security Assessment (DSA) tools play a growing role in modern EMS [64, 65]. Changes in the power domain lead to structural changes in the CR EMS. Besides classical SCADA and management functionalities, novel security analyses, monitoring and decision support tools are entering the control room, based on statistics, machine learning and optimisation [66]. Following such developments in the underlying technology of CRs, operators have to adapt to this changing environment.

4.4. CR in Related Areas

Power system operators are naturally cautious towards new technologies and admitting paradigm shifts for the vital importance of the grid, because changes bear the risk of failure. Other application domains and industries facing similar challenges have been less conservative, and can therefore provide best-practice examples for future CRs. Control rooms of Nuclear Power Plants (NPPs) are closely related to power system operation and

have been studied extensively due to their safety-critical nature [24, 67, 68, 69]. Industrial automation in manufacturing and the process industry are perhaps the most advanced in terms of automation because of their long history [70, 71, 72, 22, 38]. Experiences and developments on SA in the automotive and aviation sectors also hold important findings [73, 74, 75]. Case studies on SA in control rooms provide insight on workflows in the mentioned domains as documented in [76, 20, 24, 77, 69, 17, 18, 35, 78, 79].

5. Automation of the Electric Power System

The first step towards power system automation was already undertaken in the 1970s, when Load Frequency Control (LFC) was incorporated into EMSs [23]. Since then, automated closed-feedback controllers were incorporated in other parts of the system, especially reaction times beyond human capabilities as in fault and anti-islanding protection are needed [80, 81]. Management and operation of the system, however, have largely remained unchanged so far. But in view of rapid technological progress and changing demands, the question raises why electric power grids and the energy sector as a whole wouldn't move towards full automation just like the related manufacturing and process industries (see Section 4.4).

Acknowledging the need for new solutions, the ELECTRA Integrated Research Programme [11] investigated the what-if scenario of a highly automated electric system. Focus was put on real-time frequency and voltage control, as well as DSS [82, 83]. In the following, the views of ELECTRA about ongoing and expected changes of the state-of-the-art electric power grid are described.

5.1. A Changing Environment

Where in the past a few big bulk generators were used to control the system within a well-defined hierarchy, a multitude of heterogeneous resources now needs to be coordinated on much shorter timescales for various reasons: High intermittency of generation from volatile sources such as solar and wind decrease the predictability of the system [84]; inverter-coupled devices in place of synchronous machines reduce the total inertia, which speeds up response times and is detrimental to the grid's resilience to disturbances [85]. Active distribution networks therefore gain much attention both from academia and industry

following the advent of small-scale generators and other DERs distributed throughout the low- and medium-voltage grid [86].

The progress in measurement systems as described in Section 4.2 provides the required state observability to tackle these challenges together with new control hierarchies. As DSOs turn from pure network maintainers into active system coordinators [87], new data management schemes for and between TSOs and DSOs are being worked out in order enable active collaboration and to avoid control conflicts [88]. This is further necessitated by the recent trend towards consumer-centric markets, which contribute to the decentralisation of power system management [89].

Data exchange between SCADA systems and distributed resources, the different control regimes, and involved market players is only made possible by computer systems, which are able to handle the incoming amounts of data within the required time frame. While parts of system management, such as unit commitment, load dispatch, and voltage control, were aided by DSS since the 1970s, other aspects like topology and fault restoration are still performed manually. In view of the increasing number of controllable resources and complexity of the grid, human operators struggle with their supervision and control tasks. Automated grid management systems therefore need to take over more responsibilities, which will be elaborated in the subsequent sections.

5.2. Degrees of Automation

Automation means a system's ability to operate, act or self-regulate independently without human intervention [90]. Various degrees of automation exist between its two poles, manual control and full automation, as given in Table 3.

Table 3: Levels of Automation based on [90].

Level of Automation	Description
Manual control	Human performs all tasks
Gathering and filtering	System gathers, filters and highlights key information
Batch processing	System aids in action as instructed by human
Shared control	System and human generate decision options, human decides and carries out with support
Consensual decision making	System recommends options, human decides, system carries out
Automated control and decision support	System recommends options, selects best and system carries out, human can intervene if desired
Full automation	System carries out all tasks

Following the definition of automation and the corresponding classification, a *highly automated* system. . .

- handles normal operating conditions without manual intervention by humans;
- offers decision support to human operators in alert and critical conditions;
- reduces human workload considerably.

At present, GMS exhibit levels of automation that mostly correspond to the *Shared Control* and *Decision Support* categories. Most tasks during normal operation mode are automatised, and alert modes are well covered by DSS. Handling of more severe states is left to the operators, who follow emergency procedures and carry out remedial tasks as described in Section 2.3.

5.3. Machine Learning

Expert Systems (ESs) and DSS assist humans in executing real-time process control decisions in complex systems [91] and have been part of power system management for a long time. [41] defines an expert system as a software paradigm where knowledge concerning a problem is encoded into a computer program. Strengths and weaknesses of expert systems when compared to human involvement have been discussed in [92]. As expected, humans excel at creative tasks, whereas ES are better at repetitive, predictable tasks using pre-programmed rules and heuristics. In [93] a few minor conceptual differences between ESs and DSS are pointed out (e. g., the usage of data models and shells), but most differences lie in the nomenclature. The two terms are often used interchangeably and we therefore favour the use of DSS for its higher frequency in recent literature.

Contrary to static DSS implementations, Machine Learning (ML) enables computers to directly learn from data. With the wide availability of measurement and other information in electric power grids, data-based learning is the logical continuation to classical rule-based knowledge inference in power system management. Artificial Intelligence (AI) techniques provide power system engineers with tools to augment numeric programs with their experience and heuristic knowledge [94]. Results interpretation, however, is difficult, particularly in so-called deep neural networks. Methods for understanding and explaining their predictions are discussed in [95].

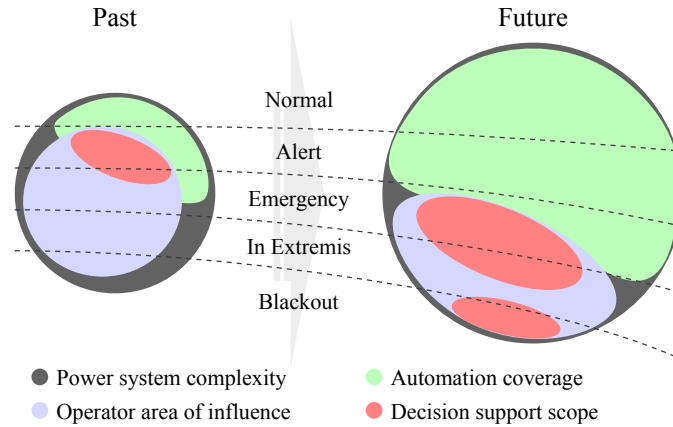


Figure 9: Qualitative illustration of the shift in the areas of influence of human operators, automated control systems and DSS on the increasingly complex electric power system. The dashed lines split the areas into operating states according to Fig. 6.

The potential applications of ML in power system CRs have been investigated in the last three decades [96, 41], but it is only now that these concepts become feasible. A number of tasks of ML are identified for application in modern power system CRs, such as automatic fault diagnosis and evaluation [97], alarm prioritisation, fault switching schedules, safety checking, routine switching schedules, fault diagnosis and isolation, automatic switching and network optimisation [98, 99].

5.4. The Highly-Automated Power System

Intermittent energy provision from renewables, faster grid dynamics due to reduced inertia, a significantly higher number of active participants and market players, among others, increase the uncertainty in current and forecasted grid states [100]. Hence, the admissible set of normal and alert grid states handled by the automated control loops will grow. Machine learning may enable the system to handle normal and alert situations because of their frequent occurrences. Fig. 9 qualitatively illustrates this shift in the area of influence from human operators to automated systems over time. Table 4 provides an overview of the technical characteristics of future power systems.

6. Operators and Decision Support Systems in Future Power Systems

The characteristics of a highly automated power system following the changing composition of the grid was laid out in Section 5. Computers will conduct many of the tasks formerly belonging to human operators in order to keep the grid operating. Considering

Table 4: Characteristics of future power systems.

Aspect	Description
Observability	WAMS, PMUs, SMs, SE contribute to nearly 100% observability
Controllability	Complete ICT coverage and therefore means for remote control, DR, flexibility from small-scale generators, VSC and FACTS devices
Hierarchy	Decentralised, energy communities acting as utilities [101, 102, 103]
Inertia	Low inertia (constant) due to high share of inverter-coupled generators, fast dynamics, high transients due to reduced ability to smooth out events [104, 85]
Composition	Mostly renewables supported by BESS, few bulk generators with synchronous machines to cover essential base load
Uncertainty	High uncertainty of volatile energy resources, unpredictable weather conditions and disasters will become more frequent [105, 106, 107]
Resilience	Power system operating conditions will be relaxed to increase ability to withstand changing conditions [106, 108]
Black-Start	Automated using BESS [109, 110, 111, 112]

the employment of AI in operation and decision support, a naive assumption would be that all possible grid states could be managed by the automated system as time progresses. But the composition of the grid itself is not static, and with the continuous introduction of new technologies human operators will nevertheless remain an integral part in the future [23].

6.1. A Shift In Responsibility

As automation of tasks, increasing levels of autonomy, and distributed intelligence improve the efficiency and safety of the grid, they also remove the necessity and even ability to undertake labour-intensive monitoring and control of the network during normal and alert operating states (see Fig. 9). Human intervention will be necessary in emergency and *in extremis* situations, which typically would go beyond scenarios ML-based systems are trained on because of lack of data. Human intuition and the expertise of senior CR staff (see Section 2.3) in conjunction with sophisticated DSS will fill the gaps in the set of training scenarios.

For most of the time, however, the human operator would spend the time idling. This bears the risk of the out-of-the-loop syndrome as discussed in Section 3, which negatively affects the operator's ability to reason and constitutes a serious threat to the safety of the grid. Drawing from experiences gained in related safety-critical areas (see Section 4), meaningful activities during idle times need to be part of the operators' duties:

- Operational adjustments (e. g., topology, setpoints) that improve the long-term stability of the system have to be evaluated in the CR and between utilities;

- Audit and analyse inputs and outputs of automatic control tools;
- Weighing of AI estimates and recommended actions by experience and intuition;
- Frequent training in simulators, both for individual operators as well as the whole team including field crews.

Even during normal operation, operators need to step in and assist in rare cases:

- Undefined situations and unclear problem classifications whose solutions cannot be inferred from past scenarios;
- Ambiguous or contradictory information from faulty measurements;
- Severe implications of possible solutions, such as shedding of crucial loads;
- Jurisdictional conflicts that require a real person as responsible party.

6.2. Operator Interactions

Successful transfer of essential information between operators in the CR and the field crew is imperative to maintain proper grid function (see Section 4). Carrying out collaborative tasks in increasingly complex systems as described in Section 5.4 therefore requires more efficient interactions for humans to keep up with the faster dynamics.

As a study on computer-supported collaborative learning found out [113], direct interaction between collaborators is actually not the most efficient way to solve complex tasks. Instead, individuals that have access to representations of their collaborators' knowledge perform better than groups which are genuinely collaborating. Applying this finding to human interactions in the CR entails shared SA between operators on the fly as in [90]. Where today sharing of information and laying out emergency plans are performed almost exclusively orally either face-to-face or via telephone, DSS can take a considerable share of the communication load.

Future DSS will not only feed information to each operator individually, but also assess their SA and subsequent actions in order to distribute it to other operators. Each operator will thus be instantaneously aware of their collaborators' views, which are intelligently incorporated in the presented DSS feed. As a consequence we will find a much quieter CR during emergency situations, effectively improving the operators' ability to focus.

6.3. Recommendations for the Design of Decision Support System

DSS facilitate the decision making process of the human operator. When designing DSS, knowledge of psychological mechanisms of information processing allows to prepare and present the system state in such a manner, that the different mental processing stages are actively assisted. Taking the three-level model applied to power systems in Fig. 5 as an example, the ultimate goal is to “short-circuit” the path between *presented state* and *decision making*. Incorporation of SA models and metrics, like the ones in Section 3, is therefore imperative.

Fig. 10 demonstrates this concept for one operator by extending Fig. 5. Raw data from the SCADA system is first mapped onto an internal world model, from which a classification of the current situation is derived. The DSS then infers implications of the current situation if no actions are taken. Classification and implications are presented to both the operator and their collaborators to help them with situation perception and comprehension. Exclusively for the operator at hand is the evaluation of scenarios emerging from feasible actions, granting him an automated and filtered projection of the situation to make a fast but substantiated decision.

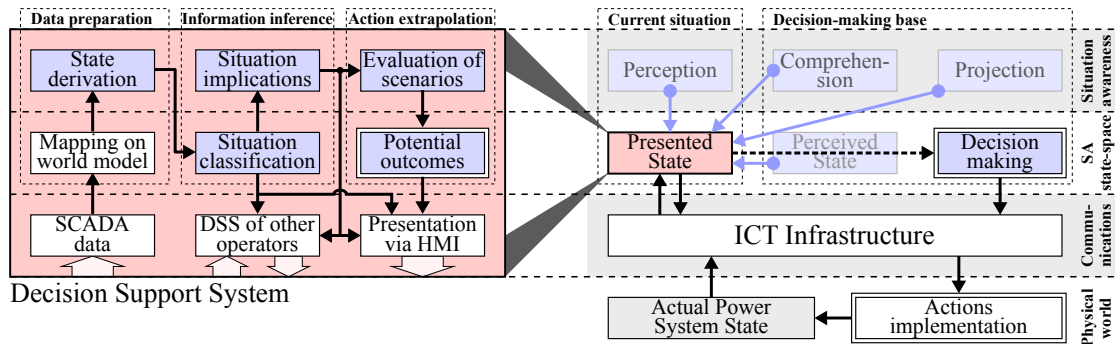


Figure 10: Incorporating human SA models in the design of future DSS.

Collaborative DSS extend the concept of individual SA to shared SA. By including situation information of other operators and field crews, each operator workplace becomes an immersive environment, effectively enhancing human task-solving ability as described in Section 6.2. Consideration of SA metrics is particularly important in such a case: While a human operator can reasonably judge the validity of information provided by the DSS in his area of expertise, they may be incapable to rate situations in other areas. What is more, operators must not have any reason to doubt external SA inputs in order to facilitate

efficient decision-making. Online evaluation of SA validity using applicable SA metrics is therefore paramount for guaranteeing safe operation of the future grid.

7. Conclusions

The necessity of human involvement in system control in presence of automation is questioned at times, ranging back to the first widespread usage of computers up to most recent developments in ML and AI. However, a closer look on the extent and aspects of automation reveal the indispensable nature of human intuition when dealing with abnormal situations, as demonstrated in this work on the future role of human operators in highly automated power systems.

An inevitable consequence of technological progress is the shift in responsibility. In the face of ML, common and frequent tasks where lots of data are available will be automatised, which will free operators of this duty. This is both an opportunity and a challenge. Human operators can focus exclusively on handling abnormal grid states, such as *in extremis* and blackout scenarios, supported by collaborative DSS for shared SA. On the other hand, the complexity of the grid, out-of-the-loop syndrome, and non-transparent AI decision making may overwhelm humans when facing real threats.

We therefore foresee the future role of operators to resemble that of a *disaster manager* with its three principles: Preparedness, response, and recovery [114, 115]. As such, the new role implies training for, and collaborative identification of potential threats to the power grid while the system is operating normally. The actual threat is then decidedly met with the support of advanced DSS that provide shared SA across all humans involved in the mitigation process. These conclusions are intended to serve as a starting point for future development on CR aspects. By highlighting the mutual benefits for the operator and the grid, related research is encouraged to take our findings into consideration.

Acknowledgements

The work presented in this paper was supported by the European Commission under the FP7 project ELECTRA (grant no: 609687).

References

- [1] G. L. Clark, "A changing map: Four decades of service restoration at Alabama power," *IEEE Power and Energy Magazine*, vol. 12, no. 1, pp. 64–69, Jan 2014. doi:10.1109/MPE.2013.2285607.
- [2] K. Gugler, M. Rammerstorfer, and S. Schmitt, "Ownership unbundling and investment in electricity markets - A cross country study," *Energy Economics*, vol. 40, pp. 702–713, 2013. doi:10.1016/j.eneco.2013.08.022.
- [3] Cigre WG C2.34, "Capabilities and requirements of a control centre in the 21st century – functional and human resources view," Cigre, Tech. Rep., Dec 2016, [Online]. Available: <https://e-cigre.org>.
- [4] Cigre WG C2.16, "Challenges in the control center (EMS) due to distributed generation and renewables," Cigre, Tech. Rep., Sep 2017, [Online]. Available: <https://e-cigre.org>.
- [5] J. Giri, M. Parashar, J. Treherm, and V. Madani, "The Situation Room: Control Center Analytics for Enhanced Situational Awareness," *IEEE Power and Energy Magazine*, vol. 10, no. 5, pp. 24–39, Sept 2012. doi:10.1109/MPE.2012.2205316.
- [6] J. Giri, "Proactive Management of the Future Grid," *IEEE Power and Energy Technology Systems Journal*, vol. 2, no. 2, pp. 43–52, June 2015. doi:10.1109/JPETS.2015.2408212.
- [7] Kjell Sand and Poul Heegaard, *Next Generation Control Centres – State of art and future scenarios*. NTNU, 2015, [Online]. Available: <https://smartgrids.no>.
- [8] E. N. of Transmission System Operators for Electricity (ENTSO-E), "Wide area monitoring – current continental Europe TSOs applications overview," 2015, [Online]. Available: <https://www.entsoe.eu>.
- [9] C. Brosinsky, A. Kummerow, A. Naumann, A. Krönig, S. Balischewski, and D. Westermann, "A new development platform for the next generation of power system control center functionalities for hybrid AC-HVDC transmission systems," in *2017 IEEE Power Energy Society General Meeting*, July 2017. doi:10.1109/PESGM.2017.8274090. pp. 1–5.
- [10] C. Brosinsky, D. Westermann, and R. Krebs, "Recent and prospective developments in power system control centers: Adapting the digital twin technology for application in power system control centers," in *2018 IEEE International Energy Conference (ENERGYCON)*, June 2018. doi:10.1109/ENERGYCON.2018.8398846. pp. 1–6.
- [11] European Liaison on Electricity Committed Towards long-term Research Activity - Integrated Research Programme (ELECTRA IRP), 2015, [Online]. Available: <http://www.electrairp.eu>.
- [12] L. Shi, Q. Dai, and Y. Ni, "Cyber-physical interactions in power systems: A review of models, methods, and applications," *Electric Power Systems Research*, vol. 163, pp. 396–412, 2018. doi:10.1016/j.epsr.2018.07.015.
- [13] K. Kawai and H. Takaoka, "Human interface design for highly automated power generating plants," *IFAC Proceedings Volumes*, vol. 28, no. 23, pp. 237 – 242, 1995. doi:10.1016/S1474-6670(17)46624-9. IFAC Conference on Integrated Systems Engineering, Baden-Baden, FRG, 27-29 September 1994.
- [14] North American Electric Reliability Corporation (NERC), "System Operator Certification Exam Content," 2017, [Online]. Available: <https://www.nerc.com>.
- [15] A. Brazier, A. Gait, and P. Waite, *Different types of supervision and the impact on safety in the chemical and allied industries*. Entec UK Ltd, 2004, [Online]. Available: <http://www.hse.gov.uk>.
- [16] N. Stanton, *Human factors in the design and evaluation of central control room operations*. Boca Raton, Fla.: CRC Press, 2010. ISBN 978-1439809914
- [17] S. Stevens-Adams, K. Cole, M. Haass, C. Warrender, R. Jeffers, L. Burnham, and C. Forsythe, "Situation Awareness and Automation in the Electric Grid Control Room," *Procedia Manufacturing*, vol. 3, no. Ahfe, pp. 5277–5284, 2015. doi:10.1016/j.promfg.2015.07.609.

- [18] S. S. Adams and F. P. Hannigan, "Defining Expertise in the Electric Grid Control Room," in *Advances in Human Factors in Energy: Oil, Gas, Nuclear and Electric Power Industries*, S. M. Cetiner, P. Fechtelkötter, and M. Legatt, Eds. Cham: Springer International Publishing, 2017, pp. 69–77.
- [19] M. R. Endsley, "Toward a Theory of Situation Awareness in Dynamic Systems," *Human Factors*, vol. 37, no. 1, pp. 32–64, 1995. doi:10.1518/001872095779049543.
- [20] M. R. Endsley and E. S. Connors, *Enhancing Situation Awareness in Power Systems: Overcoming Uncertainty and Variability with Renewable Resources*. Lawrence E. Jones, 2017.
- [21] C. D. Wickens, "Situation Awareness: Review of Mica Endsley's 1995 Articles on Situation Awareness Theory and Measurement," *Human Factors*, vol. 50, no. 3, pp. 397–403, 2008. doi:10.1518/001872008X288420.
- [22] M. Naderpour, J. Lu, and G. Zhang, "An abnormal situation modeling method to assist operators in safety-critical systems," *Reliability Engineering and System Safety*, vol. 133, pp. 33–47, 2015. doi:10.1016/j.ress.2014.08.003.
- [23] M. Panteli and D. S. Kirschen, "Situation awareness in power systems: Theory, challenges and applications," *Electric Power Systems Research*, vol. 122, pp. 140–151, 2015. doi:10.1016/j.epr.2015.01.008.
- [24] P.-c. Li, L. Zhang, L.-c. Dai, and X.-F. Li, "Study on operator's SA reliability in digital NPPs. Part 1: The analysis method of operator's errors of situation awareness," *Annals of Nuclear Energy*, vol. 102, pp. 168–178, 2017. doi:10.1016/j.anucene.2016.12.011.
- [25] M. Panteli, P. A. Crossley, D. S. Kirschen, and D. J. Sobajic, "Assessing the Impact of Insufficient Situation Awareness on Power System Operation," *IEEE Transactions on Power Systems*, vol. 28, no. 3, pp. 2967–2977, Aug 2013. doi:10.1109/TPWRS.2013.2240705.
- [26] M. P. Snow and J. M. Reising, "Comparison of Two Situation Awareness Metrics: SAGAT and SA-SWORD," *Proceedings of the Human Factors and Ergonomics Society Annual Meeting*, vol. 44, no. 13, pp. 49–52, 2000. doi:10.1177/154193120004401313.
- [27] P. Arunagirinathan and G. K. Venayagamoorthy, "Situational awareness in an electric utility's control center of its generators' damping capabilities," in *2017 IEEE Power Energy Society Innovative Smart Grid Technologies Conference (ISGT)*, April 2017. doi:10.1109/ISGT.2017.8086046. pp. 1–5.
- [28] L. Bainbridge, "Ironies of automation," in *Analysis, Design and Evaluation of Man-Machine Systems 1982*. Elsevier, 1983, pp. 129–135.
- [29] M. J. Haass, C. E. Warrender, L. Burnham, R. F. Jeffers, S. M. Stevens-Adams, K. S. Cole, and C. Forsythe, "Toward an Objective Measure of Automation for the Electric Grid," *Procedia Manufacturing*, vol. 3, no. Ahfe, pp. 5285–5292, 2015. doi:10.1016/j.promfg.2015.07.611.
- [30] Y. Bao, C. Guo, J. Zhang, J. Wu, S. Pang, and Z. Zhang, "Impact analysis of human factors on power system operation reliability," *Journal of Modern Power Systems and Clean Energy*, vol. 6, no. 1, pp. 27–39, Jan 2018. doi:10.1007/s40565-016-0231-6.
- [31] J. Rasmussen, "Skills, rules, and knowledge; signals, signs, and symbols, and other distinctions in human performance models," *IEEE Transactions on Systems, Man, and Cybernetics*, vol. SMC-13, no. 3, pp. 257–266, May 1983. doi:10.1109/TSMC.1983.6313160.
- [32] M. R. Endsley, "Measurement of Situation Awareness in Dynamic Systems," *Human Factors*, vol. 37, no. 1, pp. 65–84, 1995. doi:10.1518/001872095779049499.
- [33] P. M. Salmon, N. A. Stanton, G. H. Walker, C. Baber, D. P. Jenkins, R. McMaster, and M. S. Young, "What really is going on? Review of situation awareness models for individuals and teams," *Theoretical Issues in Ergonomics Science*, vol. 9, no. 4, pp. 297–323, 2008. doi:10.1080/14639220701561775.

- [34] K. Smith and P. A. Hancock, "Situation awareness is adaptive, externally directed consciousness," *Human Factors*, vol. 37, no. 1, pp. 137–148, 1995. doi:10.1518/001872095779049444.
- [35] F. F. Tran, A. Hilliard, and G. A. Jamieson, "Keeping the Lights on Across the Continent," *Ergonomics in Design*, vol. 25, no. 4, pp. 10–22, 2017. doi:10.1177/1064804617723781.
- [36] G. Bedny and D. Meister, "Theory of activity and situation awareness," *International Journal of Cognitive Ergonomics*, vol. 3, no. 1, pp. 63–72, 1999. doi:10.1207/s15327566ijce0301_5.
- [37] Single European Sky ATM Research (SESAR), "Human Performance (HP) Repository," 2012, [Online]. Available: <https://ext.eurocontrol.int/ehp/?q=taxonomy/term/104>.
- [38] M. Naderpour, J. Lu, and G. Zhang, "A safety-critical decision support system evaluation using situation awareness and workload measures," *Reliability Engineering and System Safety*, vol. 150, pp. 147–159, 2016. doi:10.1016/j.res.2016.01.024.
- [39] P. Salmon, N. Stanton, G. Walker, and D. Green, "Situation awareness measurement: A review of applicability for C4i environments," *Applied Ergonomics*, vol. 37, no. 2, pp. 225–238, 2006. doi:10.1016/j.apergo.2005.02.001.
- [40] R. J. Crouser, L. Franklin, and K. Cook, "Rethinking Visual Analytics for Streaming Data Applications," *IEEE Internet Computing*, vol. 21, no. 4, pp. 72–76, 2017. doi:10.1109/MIC.2017.2911428.
- [41] B. F. Wollenberg and T. Sakaguchi, "Artificial intelligence in power system operations," *Proceedings of the IEEE*, vol. 75, no. 12, pp. 1678–1685, Dec 1987. doi:10.1109/PROC.1987.13935.
- [42] C. Schneiders, J. Vanzetta, and J. F. Verstege, "Visualization of the system state and situation awareness in wide area transmission systems for electricity," in *Cigré Session Paris*, 2012.
- [43] X. He, R. C. Qiu, Q. Ai, L. Chu, X. Xu, and Z. Ling, "Designing for situation awareness of future power grids: An indicator system based on linear eigenvalue statistics of large random matrices," *IEEE Access*, vol. 4, pp. 3557–3568, 2016. doi:10.1109/ACCESS.2016.2581838.
- [44] M. Kezunovic and T. J. Overbye, "Off the Beaten Path: Resiliency and Associated Risk," *IEEE Power and Energy Magazine*, 2018.
- [45] L. H. Fink and K. Carlsen, "Operating under stress and strain [electrical power systems control under emergency conditions]," *IEEE Spectrum*, vol. 15, no. 3, pp. 48–53, March 1978. doi:10.1109/MSPEC.1978.6369445.
- [46] Union for the Co-ordination of Transmission of Electricity (UCTE), *UCTE Operational Handbook, Appendix 3: Operational Security - Final Version*. ENTSO-E, 2009, [Online]. Available: <https://www.entsoe.eu>.
- [47] European Network of Transmission System Operators for Electricity (ENTSO-E), *Supporting Document for the Network Code on Operational Security*. ENTSO-E, 2013, [Online]. Available: <https://www.entsoe.eu>.
- [48] E. Handschin and A. Petroianu, *Energy management systems: Operation and control of electric energy transmission systems*, ser. Electric energy systems and engineering. Berlin: Springer, 1991. ISBN 3-540-52009-0
- [49] F. F. Wu, K. Moslehi, and A. Bose, "Power system control centers: Past, present, and future," *Proceedings of the IEEE*, vol. 93, no. 11, pp. 1890–1908, 2005. doi:10.1109/JPROC.2005.857499.
- [50] Cigre WG C2.16, "Future challenges in the control centre due to distributed Generation and Renewables," in *Cigré Session, Paris*, 2014.
- [51] Swissgrid, *Betriebsführungshandbuch Netzbetrieb CH: Umsetzung des UCTE-OH und des TC für das Übertragungsnetz CH*, 2008.

- [52] H. Kile, S. Perkin, M. Chladová, D. Georgiev, J. Sprooten, “Garpur deliverable d6.1: Functional analysis of system operation processes,” 2015.
- [53] Y. F. Huang, S. Werner, J. Huang, N. Kashyap, and V. Gupta, “State Estimation in Electric Power Grids: Meeting New Challenges Presented by the Requirements of the Future Grid,” *IEEE Signal Processing Magazine*, vol. 29, no. 5, pp. 33–43, Sept 2012. doi:10.1109/MSP.2012.2187037.
- [54] N. Dahal, O. Abuomar, R. King, and V. Madani, “Event stream processing for improved situational awareness in the smart grid,” *Expert Systems with Applications*, vol. 42, no. 20, pp. 6853–6863, 2015. doi:10.1016/j.eswa.2015.05.003.
- [55] A. Prostejovsky, H. Bindner, A. Kosek, and K. Kok, “Increased Observability in Electric Distribution Grids: Emerging Applications Promoting the Active Role of Distribution System Operators,” Ph.D. dissertation, Technical University of Denmark, 2017.
- [56] K. Sayed and H. Gabbar, “Chapter 18 -{SCADA} and smart energy grid control automation,” in *Smart Energy Grid Engineering*, H. A. Gabbar, Ed. Academic Press, 2017, pp. 481–514.
- [57] Z. A. Vale, H. Morais, M. Silva, and C. Ramos, “Towards a future SCADA,” in *2009 IEEE Power Energy Society General Meeting*, July 2009. doi:10.1109/PES.2009.5275561. pp. 1–7.
- [58] A. G. Expósito, C. Gomez-Quiles, and I. Dzafic, “State Estimation in Two Time Scales for Smart Distribution Systems,” *IEEE Transactions on Smart Grid*, vol. 6, no. 1, pp. 421–430, 2015. doi:10.1109/TSG.2014.2335611.
- [59] R. R. Mohassel, A. Fung, F. Mohammadi, and K. Raahemifar, “A survey on advanced metering infrastructure,” *International Journal of Electrical Power & Energy Systems*, vol. 63, pp. 473 – 484, 2014. doi:https://doi.org/10.1016/j.ijepes.2014.06.025.
- [60] Y. Liu, S. You, W. Yao, Y. Cui, L. Wu, D. Zhou, J. Zhao, H. Liu, and Y. Liu, “A distribution level wide area monitoring system for the electric power grid—fnet/grideye,” *IEEE Access*, vol. 5, pp. 2329–2338, 2017. doi:10.1109/ACCESS.2017.2666541.
- [61] J. Leiva, A. Palacios, and J. A. Aguado, “Smart metering trends, implications and necessities: A policy review,” *Renewable and Sustainable Energy Reviews*, vol. 55, pp. 227 – 233, 2016. doi:https://doi.org/10.1016/j.rser.2015.11.002.
- [62] P. H. Gadde, M. Biswal, S. Brahma, and H. Cao, “Efficient Compression of PMU Data in WAMS,” *IEEE Transactions on Smart Grid*, vol. 7, no. 5, pp. 2406–2413, Sept 2016. doi:10.1109/TSG.2016.2536718.
- [63] A. A. Munshi and Y. A.-R. I. Mohamed, “Big data framework for analytics in smart grids,” *Electric Power Systems Research*, vol. 151, pp. 369–380, 2017. doi:10.1016/j.epsr.2017.06.006.
- [64] U. Kerin, C. Heyde, R. Krebs, and E. Lerch, “Real-time dynamic security assessment of power grids,” *The European Physical Journal Special Topics*, vol. 223, no. 12, pp. 2503–2516, 2014. doi:10.1140/epjst/e2014-02272-1.
- [65] S. C. Savulescu, *Real-Time Stability in Power Systems: Techniques for Early Detection of the Risk of Blackout*, 2nd ed., ser. Power Electronics and Power Systems. Cham: Springer International Publishing, 2014.
- [66] J. Astic, G. Bareux, T. Buhagiar, M. Dussartre, N. Omont, P. de Longeaux, Y. Jacquemart, B. Meyer, B. Peyron, and L. Saludjian, “Control center designs: New functions and challenges for the transmission system operator,” *IEEE Power and Energy Magazine*, vol. 16, no. 2, pp. 57–66, March 2018. doi:10.1109/MPE.2017.2779553.
- [67] P.-c. Li, L. Zhang, L.-c. Dai, and X.-F. Li, “Study on operator’s SA reliability in digital NPPs. Part 2: Data-driven causality model of SA,” *Annals of Nuclear Energy*, vol. 109, pp. 185–191, 2017. doi:10.1016/j.anucene.2017.05.011.

- [68] ———, “Study on operator’s sa reliability in digital npps. part 3: A quantitative assessment method,” *Annals of Nuclear Energy*, vol. 109, pp. 82–91, 2017. doi:10.1016/j.anucene.2017.05.019.
- [69] K. Savchenko, H. Medema, R. Boring, and T. Ulrich, *Comparison of Mutual Awareness in Analog Vs. Digital Control Rooms*. Cham: Springer International Publishing, 2018, pp. 192–199.
- [70] S. Emde and M. Gendreau, “Scheduling in-house transport vehicles to feed parts to automotive assembly lines,” *European Journal of Operational Research*, vol. 260, no. 1, pp. 255–267, 2017. doi:10.1016/j.ejor.2016.12.012.
- [71] M. L. Alvarez, I. Sarachaga, A. Burgos, E. Estévez, and M. Marcos, “A Methodological Approach to Model-Driven Design and Development of Automation Systems,” *IEEE Transactions on Automation Science and Engineering*, vol. 15, no. 1, pp. 67–79, Jan 2018. doi:10.1109/TASE.2016.2574644.
- [72] A. Caggiano and R. Teti, “Digital factory technologies for robotic automation and enhanced manufacturing cell design,” *Cogent Engineering*, vol. 5, no. 1, 2018. doi:10.1080/23311916.2018.1426676.
- [73] Q. Liu, B. Emmermann, O. Suen, B. Grant, J. Hercules, E. Glaser, and B. Lathrop, “Rightward attentional bias in windshield displays: Implication towards external human machine interfaces for self-driving cars,” in *2017 IEEE Conference on Cognitive and Computational Aspects of Situation Management (CogSIMA)*, March 2017. doi:10.1109/COGSIMA.2017.7929590. pp. 1–7.
- [74] D. C. Hinkeldein, Y. Pecena, and L. Jörn, “Shaping the future of the workforce for intelligent transportation systems,” *Transportation Research Record: Journal of the Transportation Research Board*, vol. 2044, no. 1, pp. 19–28, 2018. doi:10.3141/2044-03.
- [75] A. K. Bhoopalam, N. Agatz, and R. Zuidwijk, “Planning of truck platoons: A literature review and directions for future research,” *Transportation Research Part B: Methodological*, vol. 107, pp. 212–228, 2018. doi:10.1016/j.trb.2017.10.016.
- [76] E. S. Connors, M. R. Endsley, and L. Jones, “Situation awareness in the power transmission and distribution industry,” *Proceedings of the Human Factors and Ergonomics Society Annual Meeting*, vol. 51, no. 4, pp. 215–219, 2007. doi:10.1177/154193120705100415.
- [77] J. H. Obradovich, “Understanding cognitive and collaborative work: Observations in an electric transmission operations control center,” *Proceedings of the Human Factors and Ergonomics Society*, pp. 247–251, 2011. doi:10.1177/1071181311551051.
- [78] E. Zaroukian, J. Z. Bakdash, A. Preece, and W. Webberley, “Automation bias with a conversational interface: User confirmation of misparsed information,” in *2017 IEEE Conference on Cognitive and Computational Aspects of Situation Management (CogSIMA)*, March 2017. doi:10.1109/COGSIMA.2017.7929605. pp. 1–3.
- [79] K. Li, S. Thompson, P. A. Wieringa, and J. X. Peng, “A study on the role of human operators in supervised automation system and its implications,” in *Proceedings of the 4th World Congress on Intelligent Control and Automation (Cat. No.02EX527)*. IEEE, 2002. doi:10.1109/WCICA.2002.1020142. pp. 3288–3293.
- [80] C. A. Plet and T. C. Green, “Fault response of inverter interfaced distributed generators in grid-connected applications,” *Electric Power Systems Research*, vol. 106, pp. 21 – 28, 2014. doi:10.1016/j.epsr.2013.07.013.
- [81] S. Chowdhury, S. Chowdhury, and P. Crossley, “Islanding protection of active distribution networks with renewable distributed generators: A comprehensive survey,” *Electric Power Systems Research*, vol. 79, no. 6, pp. 984 – 992, 2009. doi:10.1016/j.epsr.2008.12.012.
- [82] M. Marinelli, K. Heussen, A. M. Prostejovsky, H. W. Bindner, V. M. Catterson, J. Merino, and C. Tornelli, “Scenario-based approach adopted in the ELECTRA project for deriving innovative control room functionality,” *CIREN - Open Access Proceedings Journal*, vol. 2017, pp. 1450–1453(3), October 2017. doi:10.1049/oap-cired.2017.0613.

- [83] M. Chen, V. Catterson, M. Syed, S. McArthur, G. Burt, M. Marinelli, A. M. Prostejovsky, and K. Heussen, "Supporting control room operators in highly automated future power networks," *CIREC - Open Access Proceedings Journal*, vol. 2017, pp. 1492–1495(3), October 2017. doi:10.1049/oap-cired.2017.1107.
- [84] E. Kyritsis, J. Andersson, and A. Serletis, "Electricity prices, large-scale renewable integration, and policy implications," *Energy Policy*, vol. 101, pp. 550–560, 2017. doi:10.1016/j.enpol.2016.11.014.
- [85] M. Rezkalla, M. Pertl, and M. Marinelli, "Electric power system inertia: Requirements, challenges and solutions," *Electrical Engineering*, vol. 100, no. 3, p. 1, 2018. doi:10.1007/s00202-018-0739-z.
- [86] A. A. Bayod-Rújula, "Future development of the electricity systems with distributed generation," *Energy*, vol. 34, no. 3, pp. 377 – 383, 2009. doi:10.1016/j.energy.2008.12.008.
- [87] Union of the Electricity Industry (Eurelectric), *Eurelectric's vision about the role of Distribution System Operators (DSOs)*. Eurelectric, Feb 2016, [Online]. Available: <https://www.eurelectric.org>.
- [88] A. Zecchino, K. Knezović, and M. Marinelli, "Identification of conflicts between transmission and distribution system operators when acquiring ancillary services from electric vehicles," in *2017 IEEE PES Innovative Smart Grid Technologies Conference Europe (ISGT-Europe)*, Sept 2017. doi:10.1109/ISGTEurope.2017.8260127. pp. 1–6.
- [89] P. Pinson, T. Baroche, F. Moret, T. Sousa, E. Sorin, and S. You, "The emergence of consumer-centric electricity markets," *IEEE Transactions on Smart Grids*, 2018, under review.
- [90] M. R. Endsley and D. G. Jones, *Designing for situation awareness: An approach to user-centered design*, 2nd ed. Boca Raton and London and New York: CRC Press Taylor & Francis Group, 2012. ISBN 9781420063554
- [91] B. P. F. Wu, "The application of expert systems to process control," *JOM*, vol. 43, no. 1, pp. 13–16, Jan 1991. doi:10.1007/BF03220111.
- [92] M. J. E. Powell, "Data acquisition and requirements for expert systems in a control room context [power systems]," in *IEE Colloquium on Expert Systems in the Field of Protection and Control*, Oct 1993, pp. 3/1–3/2.
- [93] P. N. Finlay, "Decision support systems and expert systems: A comparison of their components and design methodologies," *Computers & Operations Research*, vol. 17, no. 6, pp. 535 – 543, 1990. doi:10.1016/0305-0548(90)90059-G.
- [94] K. P. Wong, "Applications of artificial intelligence and expert systems in power engineering," in *Expert Systems in Engineering Applications*, S. Tzafestas, Ed. Berlin, Heidelberg: Springer Berlin Heidelberg, 1993, pp. 160–178.
- [95] G. Montavon, W. Samek, and K.-R. Müller, "Methods for interpreting and understanding deep neural networks," *Digital Signal Processing*, vol. 73, pp. 1 – 15, 2018. doi:10.1016/j.dsp.2017.10.011.
- [96] R. P. Schulte, S. L. Larsen, G. B. Sheble, J. N. Wrubel, and B. F. Wollenberg, "Artificial intelligence solutions to power system operating problems," *IEEE Transactions on Power Systems*, vol. 2, no. 4, pp. 920–922, Nov 1987. doi:10.1109/TPWRS.1987.4335274.
- [97] D. Niebur, "Expert systems for power system control in western europe," *IEEE Control Systems*, vol. 11, no. 4, pp. 34–40, 1991. doi:10.1109/37.88588.
- [98] C.-C. Liu and T. Dillon, "State-of-the-art of expert system applications to power systems," *International Journal of Electrical Power & Energy Systems*, vol. 14, no. 2, pp. 86 – 96, 1992. doi:10.1016/0142-0615(92)90031-4. Special Issue Expert System Applications in Power Systems.
- [99] T. S. Dillon and M. A. Laughton, *Expert System Applications in Power Systems*. Prentice Hall, 1990. ISBN 9780132957670

- [100] A. R. Jordehi, “How to deal with uncertainties in electric power systems? a review,” *Renewable and Sustainable Energy Reviews*, vol. 96, pp. 145 – 155, 2018. doi:10.1016/j.rser.2018.07.056.
- [101] D. P. Kaundinya, P. Balachandra, and N. H. Ravindranath, “Grid-connected versus stand-alone energy systems for decentralized power—a review of literature,” *Renewable and Sustainable Energy Reviews*, vol. 13, no. 8, pp. 2041–2050, 2009. doi:10.1016/j.rser.2009.02.002.
- [102] P. Alstone, D. Gershenson, and D. M. Kammen, “Decentralized energy systems for clean electricity access,” *Nature Climate Change*, vol. 5, pp. 305 EP –, 2015. doi:10.1038/nclimate2512.
- [103] K. Orehounig, R. Evins, and V. Dorer, “Integration of decentralized energy systems in neighbourhoods using the energy hub approach,” *Applied Energy*, vol. 154, pp. 277–289, 2015. doi:10.1016/j.apenergy.2015.04.114.
- [104] P. Tielens and D. van Herrem, “The relevance of inertia in power systems,” *Renewable and Sustainable Energy Reviews*, vol. 55, pp. 999–1009, 2016. doi:10.1016/j.rser.2015.11.016.
- [105] W. Hazeleger, B. van den Hurk, E. Min, G. J. van Oldenborgh, A. C. Petersen, D. A. Stainforth, E. Vasileiadou, and L. A. Smith, “Tales of future weather,” *Nature Climate Change*, vol. 5, pp. 107 EP –, 2015. doi:10.1038/nclimate2450.
- [106] M. Panteli and P. Mancarella, “The grid: Stronger, bigger, smarter?: Presenting a conceptual framework of power system resilience,” *IEEE Power and Energy Magazine*, vol. 13, no. 3, pp. 58–66, May 2015. doi:10.1109/MPE.2015.2397334.
- [107] ———, “Influence of extreme weather and climate change on the resilience of power systems: Impacts and possible mitigation strategies,” *Electric Power Systems Research*, vol. 127, pp. 259–270, 2015. doi:10.1016/j.epsr.2015.06.012.
- [108] ———, “Modeling and evaluating the resilience of critical electrical power infrastructure to extreme weather events,” *IEEE Systems Journal*, vol. 11, no. 3, pp. 1733–1742, Sept 2017. doi:10.1109/JSYST.2015.2389272.
- [109] M. Bragard, N. Soltau, S. Thomas, and R. W. D. Doncker, “The balance of renewable sources and user demands in grids: Power electronics for modular battery energy storage systems,” *IEEE Transactions on Power Electronics*, vol. 25, no. 12, pp. 3049–3056, Dec 2010. doi:10.1109/TPEL.2010.2085455.
- [110] C. Noce, S. Riva, G. Sapienza, and M. Brenna, “Electrical energy storage in smart grid: Black-start study using a real-time digital simulator,” in *2012 3rd IEEE International Symposium on Power Electronics for Distributed Generation Systems (PEDG)*, June 2012. doi:10.1109/PEDG.2012.6254004. pp. 216–220.
- [111] A. A. Akhil, G. Huff, A. B. Currier, B. C. Kaun, D. M. Rastler, S. B. Chen, A. L. Cotter, D. T. Bradshaw, and W. D. Gauntlett, “Doe/epri 2013 electricity storage handbook in collaboration with nreca,” 2013, [Online]. Available: <https://www.sandia.gov>.
- [112] E. P. R. I. (EPRI), “Use of large scale energy storage for transmission system support: Energy storage as black-start resource,” 2013.
- [113] M. D. Kozlov, T. Engelmann, J. Buder, and F. W. Hesse, “Is knowledge best shared or given to individuals? Expanding the Content-based Knowledge Awareness paradigm,” *Computers in Human Behavior*, vol. 51, pp. 15–23, 2015. doi:10.1016/j.chb.2015.04.029.
- [114] C. Barton, “Chapter 22 - disaster preparedness and management,” in *Information Resources in Toxicology (Fourth Edition)*, 4th ed., P. Wexler, S. G. Gilbert, P. J. Hakkinen, and A. Mohapatra, Eds. San Diego: Academic Press, 2009, pp. 195 – 201.
- [115] D. P. Coppola, “Copyright,” in *Introduction to International Disaster Management (Third Edition)*, 3rd ed., D. P. Coppola, Ed. Boston: Butterworth-Heinemann, 2015, p. iv.