



Multimorbidity, healthcare utilization and socioeconomic status

A register-based study in Denmark

Frølich, Anne; Ghith, Nermin; Schiøtz, Michaela; Jacobsen, Ramune; Stockmarr, Anders

Published in:
PLOS ONE

Link to article, DOI:
[10.1371/journal.pone.0214183](https://doi.org/10.1371/journal.pone.0214183)

Publication date:
2019

Document Version
Publisher's PDF, also known as Version of record

[Link back to DTU Orbit](#)

Citation (APA):
Frølich, A., Ghith, N., Schiøtz, M., Jacobsen, R., & Stockmarr, A. (2019). Multimorbidity, healthcare utilization and socioeconomic status: A register-based study in Denmark. *PLOS ONE*, 14(8), [e0214183].
<https://doi.org/10.1371/journal.pone.0214183>

General rights

Copyright and moral rights for the publications made accessible in the public portal are retained by the authors and/or other copyright owners and it is a condition of accessing publications that users recognise and abide by the legal requirements associated with these rights.

- Users may download and print one copy of any publication from the public portal for the purpose of private study or research.
- You may not further distribute the material or use it for any profit-making activity or commercial gain
- You may freely distribute the URL identifying the publication in the public portal

If you believe that this document breaches copyright please contact us providing details, and we will remove access to the work immediately and investigate your claim.

RESEARCH ARTICLE

Multimorbidity, healthcare utilization and socioeconomic status: A register-based study in Denmark

Anne Frølich^{1,2*}, Nermin Ghith³, Michaela Schiøtz⁴, Ramune Jacobsen⁵, Anders Stockmarr⁶

1 The Knowledge Center for Multimorbidity and Chronic Conditions, Slagelse Hospital (NSR), Slagelse, Region Zealand, Denmark, **2** Institute for Public Health, University of Copenhagen, Copenhagen, Denmark, **3** Research Unit for Chronic Conditions, Center for Clinical Research and Prevention, Bispebjerg Frederiksberg University Hospital, Copenhagen, Denmark, **4** Section for Intersectoral Health Services Research, Center for Clinical Research and Prevention, Bispebjerg Frederiksberg University Hospital, Copenhagen, Denmark, **5** Department of Pharmacy, Bispebjerg Frederiksberg University Hospital, University of Copenhagen, Copenhagen, Denmark, **6** Department of Applied Mathematics and Computer Science, The Technical University of Denmark, Lyngby, Denmark

* Anne.Froelich@regionh.dk



OPEN ACCESS

Citation: Frølich A, Ghith N, Schiøtz M, Jacobsen R, Stockmarr A (2019) Multimorbidity, healthcare utilization and socioeconomic status: A register-based study in Denmark. PLoS ONE 14(8): e0214183. <https://doi.org/10.1371/journal.pone.0214183>

Editor: Young Dae Kwon, Catholic University of Korea College of Medicine, REPUBLIC OF KOREA

Received: March 8, 2019

Accepted: July 10, 2019

Published: August 1, 2019

Copyright: © 2019 Frølich et al. This is an open access article distributed under the terms of the [Creative Commons Attribution License](https://creativecommons.org/licenses/by/4.0/), which permits unrestricted use, distribution, and reproduction in any medium, provided the original author and source are credited.

Data Availability Statement: Due to restrictions related to Danish law and protecting patient privacy, the combined set of data as used in this study can only be made available through a trusted third party, Statistics Denmark. This state organisation holds the data used for this study. Danish scientific organisations can be authorized to work with data within Statistics Denmark and such organisations can provide access to individual scientists inside and outside of Denmark. Requests for data may be sent to Statistics Denmark: <http://www.dst.dk/en/OmDS/organisation/>

Abstract

Background

People with multimorbidity have reduced functional capacity, lower quality of life, higher mortality rates and use healthcare resources more intensively than healthy people or those with a single chronic condition. Multimorbidity was defined as the coexistence of two or more chronic conditions in the same person. The aim of this study was to explore associations between multimorbidity and use of healthcare services and the impact of socioeconomic status on utilization of hospitalizations and bed days.

Methods

The study population included all individuals aged 16 years and older who lived in the Capital Region of Denmark on January 1st, 2012. Data on chronic conditions, use of healthcare services and demographics were obtained from Danish national administrative and health registries. Zero-inflated models were used to calculate anticipated annual use of hospitalizations and bed days.

Findings

The study population comprised 1,397,173 individuals; the prevalence of multimorbidity was 22%. Prevalence was inversely related to educational attainment. For people with multimorbidity, utilization of hospitalizations and bed days increased approximately linearly with the number of chronic conditions. However, a steep increase in utilization of bed days was observed between five and six or more chronic conditions. An educational gradient in hospitalization rates and use of bed days was observed regardless of the number of chronic conditions. Educational attainment was strongly associated with healthcare utilization.

[TelefonbogOrg.aspx?kontor=13&tffbogsort=sektion](#). Additional requests can be sent to the authors with permission from Statistic Denmark, the Danish Health and Medicines Authority, and the Research Centre for Prevention and Health at the Capital Region of Copenhagen. Project number I-suite and ID number 03344 and BBH 2014-07.

Funding: This work was supported by grants for AF from the 50 million Crown Foundation from the Capital Region of Denmark. The funders had no role in study design, data collection and analysis, decision to publish, or preparation of the manuscript.

Competing interests: The authors have declared that no competing interests exist.

Conclusion

Multimorbidity was associated with a significant increase in utilization of all healthcare services in Denmark. In addition, a socioeconomic gradient was observed in utilization of hospitalizations and bed days.

Introduction

Multimorbidity is often defined as the coexistence of two or more chronic conditions in the same person [1, 2]. People with multimorbidity have decreased functional competence [3], lower quality of life [4], higher mortality rates [5] and use healthcare resources more intensively than healthy people or those with just one chronic condition [6]. Most diseases and consequences of poor health are unequally distributed among socioeconomic population groups, and socioeconomic differences are obvious in the prevalence and consequences of multimorbidity [7, 8]. The prevalence of multimorbidity is increasing internationally. The overall prevalence of multimorbidity in Ontario, Canada increased in nearly all age groups, reflecting a 40% total increase between 2003 and 2009 from 17.4% to 24.3% [9]. A study from the Netherlands reported an increase in multimorbidity prevalence from 12.7% to 16.2% between 2004 and 2011 [10]. An American study showed that the prevalence of multimorbidity rose between 2000 and 2010 from 22% to 30%, a trend that was most pronounced among people younger than age 65 [11]. Expected continuing increases in the prevalence of multimorbidity are recognized as a major public health and healthcare challenge for modern societies [9].

To understand the healthcare challenges associated with multimorbidity, the impact of multimorbidity on healthcare utilization must be carefully assessed [12, 13]. However, detailed knowledge about how multimorbidity affects healthcare utilization is incomplete. A systematic review identified 35 studies investigating relationships between multimorbidity and healthcare utilization, healthcare costs, or both. All included studies showed a positive correlation between multimorbidity and at least one aspect of utilization (physician visits and hospital care) and costs (medications, out-of-pocket spending, and total healthcare costs) for elderly populations [14]. The included studies were from the United States (23), Europe (5), Canada (4), Asia (2), and Australia (1). Many of these study populations were large enough to enable sophisticated statistical analyses, and four were large cross-sectional studies that included from 1.13 million to 1.65 million people [15–17]. Regrettably, these large studies had varying inclusion criteria, and none reported sociodemographic data that are necessary for exploring possible associations between multimorbidity, healthcare utilization, and sociodemographic status. Synthesis of the studies was not possible due to ambiguous definitions and measurements of multimorbidity, as well as a multitude of healthcare utilization outcomes.

After publication of this systematic review, several large-scale studies stating the association between multimorbidity and utilization of services has been published [18–25]. Studies exploring the relationship between healthcare utilization and the number of chronic conditions demonstrated that additional factors affect utilization include age [18, 19], gender [18, 19], impaired activities of daily life [20], and socioeconomic status [19]. Furthermore, the impact of multimorbidity on healthcare utilization has been shown to differ across individual factors, disease combinations, healthcare systems, and regions [22, 26]. A study examining the association between multimorbidity, income and hospital admissions reported that poorer people in Scotland and Hong Kong were more likely to be admitted to hospitals while in China poorer people showed the opposite association [22].

The Danish healthcare system is based on universal coverage and principles of free and equal access to healthcare for all citizens. Information on the impact of multimorbidity on healthcare utilization in the Danish healthcare system is sparse. To the best of our knowledge, only a single study to date has demonstrated that hospitalizations, use of bed days and general practitioner (GP) visits, were significantly higher for patients with multimorbidity, compared with those who had no chronic conditions [27].

The aim of this study was to explore associations between multimorbidity and healthcare utilization and the impact of socioeconomic status on utilization of hospitalizations and bed days. The structure and content of Danish healthcare registers provide a unique opportunity to quantify how these variables interact [28, 29], which we explored in a large-scale, cross-sectional, regional, register-based population study.

Methods

Study population and data sources

The study population included all individuals aged 16 years and older who lived in the Capital Region of Denmark on January 1st, 2012. The included 1,397,173 individuals represented approximately one-third of the entire Danish adult population. Data on chronic conditions, use of healthcare services, and demographics, including gender, age, and educational attainment, were obtained from Danish national administrative and health registries: the Danish National Patient Registry [30], the Danish National Prescription Registry [31], the Danish National Health Service Registry [32], and The National Diabetes Registry [33]. All data obtained from registries were merged at the level of individuals using their unique social security numbers. However, national registries do not provide data on conditions diagnosed in the primary care sector. In addition to data on diagnoses of chronic conditions available from the secondary healthcare sector, diagnostic algorithms developed by the Research Center for Prevention and Health at Glostrup University Hospital were used to identify primary sector diagnoses of 16 chronic conditions of interest for the entire population (Table 1). Algorithms used to define the 16 conditions, see S1 Table [6]. Details about the diagnostic algorithms are

Table 1. Chronic conditions included in definition of multimorbidity (N = 16).

Allergies
Hypertension
High cholesterol
Diabetes (type 1 and type 2)
Heart disease
Stroke
Back pain
Joint disease
Osteoarthritis
Osteoporosis
Chronic obstructive pulmonary disease
Cancer
Dementia
Anxiety
Long-term use of antidepressants
Schizophrenia

<https://doi.org/10.1371/journal.pone.0214183.t001>

provided elsewhere [7]. Multimorbidity was defined as two or more chronic conditions occurring simultaneously in the same person.

Because data on direct costs could not be linked to the study data, we identified utilization of hospitalizations and bed days, which are among the most expensive services in healthcare, as proxies for direct costs. Hospitalizations are including both acute and planned hospitalizations, and bed days both acute and planned bed days. Socioeconomic status was evaluated in the educational dimension, defined as highest educational achievement and grouped into four categories according to the length of education: none (primary school) (≤ 10 years), short (11–14 years), medium (14–17 years), and long (≥ 17 years) [34]. A considerable amount of individuals were not recorded with any level of education (5.9%). The group proved homogeneous and statistically indistinguishable from the group with ‘no education’. As these data are not self-reported but register data, it was decided to include them in the analyses, labeling them with a specific level of education, different from ‘none’. Finally, we also recorded healthcare utilization for emergency department visits, outpatient visits, GP visits, out-of-hour GP visits, yearly control visits in general practice, and specialist visits. All quantitative data were accumulated over the year 2012.

Statistical analysis

Descriptive statistics were calculated for gender, age, and educational attainment by the number of chronic conditions. Means for each type of healthcare utilization were calculated. Logistic regression was used to calculate odds ratios (ORs) for healthcare utilization for individuals with multimorbidity versus individuals with none and with one chronic condition. ORs were calculated in both a raw form and adjusted for gender, age, and educational attainment.

Hospitalizations and bed days were adjusted for emergency visits, out-patient visits, GP visits, out-of-hours GP visits, yearly controls in general practice, private specialist visits, number of conditions, age, gender, cohabitation status, education attainment, and employment status.

This was accomplished by applying zero-inflated models to both proxies. The models were used to calculate anticipated annual use of hospitalizations and bed days within educational attainment groups, separately for each number of chronic conditions.

The decision to use zero-inflated models was prompted by the fact that many individuals do not use bed days or hospitalization [35]. To counter extreme values for some covariates, squared effects of all numerical covariates were included as explanatory variables. For the partial model (1) below, a squared effect of GP visits was not included due to convergence problems. For the partial models of the form (2) below, quadrupled effects of ambulatory visits and out-of-hours GP visits were included. The zero-inflated model was applied as follows.

First, the probability p of having at least one bed day/one hospitalization was modeled with a logistic regression model,

$$\text{logit}(p_i) = \sum_{j=1}^{26} \alpha_j x_{ji}, i = 1, \dots, n, \quad (1)$$

where p_i is the probability of one or more hospitalizations or bed days for an individual i and x_j is the j th covariate derived from the specified explanatory variables. Subsequently, numbers of bed days and hospitalizations y were similarly modeled with a log-linear model,

$$\log(y_i) = \sum_{j=1}^{29} \beta_j x_{ji} + \epsilon_i, i = 1, \dots, n_1, \quad (2)$$

where $n_1 \leq n$ is the number of individuals with at least one bed day or hospitalization. In the models (2), two observations of bed days and three observations of hospitalizations were omitted as outliers for the analysis of bed days and hospitalizations, respectively.

For scenarios in which a specific number of conditions and a specific level of education were assumed, the linear predictors $\hat{\eta} = \sum \hat{\alpha}_j x_j$ and $\hat{\lambda} = \sum \hat{\beta}_j x_j$ were calculated, with all other covariates kept at the empirical mean for the group with the specified number of conditions and level of education. Estimated responses were found as $\hat{y} = \text{logit}^{-1}(\hat{\eta}) \exp(\hat{\lambda} + \hat{\sigma}^2/2)$, where $\hat{\sigma}^2$ is the variance of $\hat{\lambda}$, thus combining models (1) and (2). All analyses were carried out using R software version 3.5.0 (34).

Ethics approval

Approval to conduct the study was obtained from the Danish Data Protection Agency. No informed consent was required.

Results

Among 1,397,173 individuals included in the study population, approximately half (720,885; 52%) were women, the majority (927,568; 66%) had none or short education, and the prevalence of multimorbidity was 22% (301,757). Table 2 shows the distribution of gender, age, and educational attainment by the number of chronic conditions. The prevalence of both one and two or more chronic conditions was significantly higher for women than for men. Overall, multimorbidity was highest among individuals 65–84 years old, followed by those who were 45–64 years old. Educational attainment was inversely related to multimorbidity.

Mean rates of healthcare utilization among people with multimorbidity were much higher than among people with no chronic conditions, by a factor of 1.73 to 9.67, depending on the type of utilization (Table 3). When comparing people with multimorbidity and those with one chronic condition, rates of healthcare utilization were 1.44 to 4.00 times higher for those with multimorbidity. In both comparisons, the largest between-group difference was for yearly control visits in general practice. Unadjusted and adjusted ORs for all types of healthcare utilization were significantly bigger than 1 ($p < 0.001$) when comparing people with multimorbidity, to people with zero or one chronic condition. Unadjusted ORs for healthcare utilization for

Table 2. Distributions of the study population (N = 1,397,173) by gender, age, and educational attainment and number of chronic conditions, N (%).

	Number of chronic conditions		
	0 N = 809,920	1 N = 285,496	≥ 2 N = 301,757
Gender			
Male	418,105 (62)	127,591 (19)	130,592 (19)
Female	391,815 (54)	157,905 (22)	171,165 (24)
Age in years			
16–24	170,486 (86)	25,768 (13)	1,770 (1)
25–44	385,540 (77)	89,216 (18)	23,557 (5)
45–64	205,947 (48)	111,147 (26)	110,949 (26)
65–84	45,529 (19)	53,334 (22)	140,001 (59)
>84	2,418 (7)	6,031 (18)	25,480 (75)
Education			
None (≤ 10 years)	185,347 (53)	69,779 (20)	93,702 (27)
Short (11–14 years)	325,241 (56)	123,439 (22)	130,420 (23)
Medium (15–16 years)	132,531 (59)	49,576 (22)	41,536 (19)
Long (≥ 17 years)	107,578 (65)	34,035 (21)	22,174 (14)
Missing	59,233 (72)	8,667 (11)	13,925 (17)

<https://doi.org/10.1371/journal.pone.0214183.t002>

Table 3. Mean and odds ratios (ORs) for healthcare utilization among individuals with 0, 1, and ≥ 2 chronic conditions.

	Number of chronic conditions						
	0	1	≥ 2	≥ 2 vs. 0		≥ 2 vs. 1	
	Mean			Unadjusted OR	Adjusted OR*	Unadjusted OR	Adjusted OR*
Hospitalizations	0.12	0.22	0.51	3.84 (3.80–3.88)	2.78 (2.74–2.83)	2.26 (2.23–2.29)	1.77 (1.75–1.80)
Bed days	0.31	0.82	2.65	3.84 (3.80–3.88)	2.78 (2.74–2.85)	2.26 (2.23–2.29)	1.77 (1.75–1.80)
Emergency visits	0.15	0.18	0.26	1.65 (1.63–1.66)	1.86 (1.83–1.88)	1.39 (1.37–1.41)	1.49 (1.47–1.52)
Outpatient visits	0.91	1.88	3.86	4.83 (4.79–4.87)	3.79 (3.76–3.84)	2.25 (2.23–2.29)	2.03 (2.01–2.05)
General practice visits	4.34	7.39	12.94	8.37 (8.31–8.44)	6.70 (6.64–6.76)	3.15 (3.13–3.18)	2.94 (2.91–2.27)
Out-of-hours general practice visits	0.28	0.38	0.56	1.66 (1.64–1.67)	2.23 (2.19–2.26)	1.31 (1.29–1.32)	1.59 (1.57–1.61)
Yearly control visits in general practice	0.03	0.12	0.29	11.76 (11.58–11.96)	5.66 (5.56–5.77)	2.86 (2.81–2.89)	1.96 (1.93–1.98)
Specialist visits	0.69	1.39	2.09	3.66 (3.63–3.69)	2.36 (2.34–2.39)	1.77 (1.75–1.79)	1.44 (1.43–1.45)

* Adjusted for gender, age, and educational attainment

<https://doi.org/10.1371/journal.pone.0214183.t003>

people with multimorbidity vs. people with no chronic conditions were from 1.65 to 11.76, and from 1.31 to 3.15 vs. people with one chronic condition (Table 3). Adjusted ORs for healthcare utilization for people with multimorbidity vs. people with no chronic conditions were from 1.86 to 6.70, and from 1.44 to 2.94 vs. people with one chronic condition (Table 3).

Among people with multimorbidity, utilization of hospitalizations increased approximately linearly with the number of chronic conditions. In Fig 1A, hospitalization rates are indicated with a black line; the reference regression line in red has a slope equal to the mean number of hospitalizations across the number of chronic conditions. The similarity between observed rates and the regression line indicates that each chronic condition corresponded to an average of approximately 0.24 hospitalizations per year. A similar pattern was observed for bed days (Fig 1B). For people with five or fewer chronic conditions, the utilization of bed days was approximately proportional to the number of conditions. However, between five and six or more chronic conditions, a steep increase in utilization of bed days was observed. Among individuals with six or more chronic conditions, utilization was higher than the mean number of bed days per condition multiplied by the number of conditions.

Figs 2 and 3 depict utilization of hospitalization and bed days stratified by educational attainment. An educational gradient in hospitalization rates was observed across one to six or more chronic conditions (Fig 2). Hospitalizations were more frequent in individuals with shorter education, compared with those with longer education. For bed day utilization (Fig 3), individuals with no education exhibited the highest estimated utilization rates, regardless of the number of chronic conditions.

Discussion

The study aimed to explore associations between multimorbidity and healthcare utilization and the impact of socioeconomic status on service use utilization. The study showed that healthcare utilization rates were higher in people with multimorbidity, independent of type of utilization. Hospitalization rates increased approximately linearly with number of chronic conditions and bed days use, though in people with six and more conditions bed days use increased steeply. Hospitalization rates increased by number of chronic conditions and was more frequent in people with shorter education. For bed days individuals with no education had the highest utilization rates regardless of number of chronic conditions.

This study is the first large-scale, register-based study investigating associations between multimorbidity and utilization of healthcare services in the secondary and primary sectors in

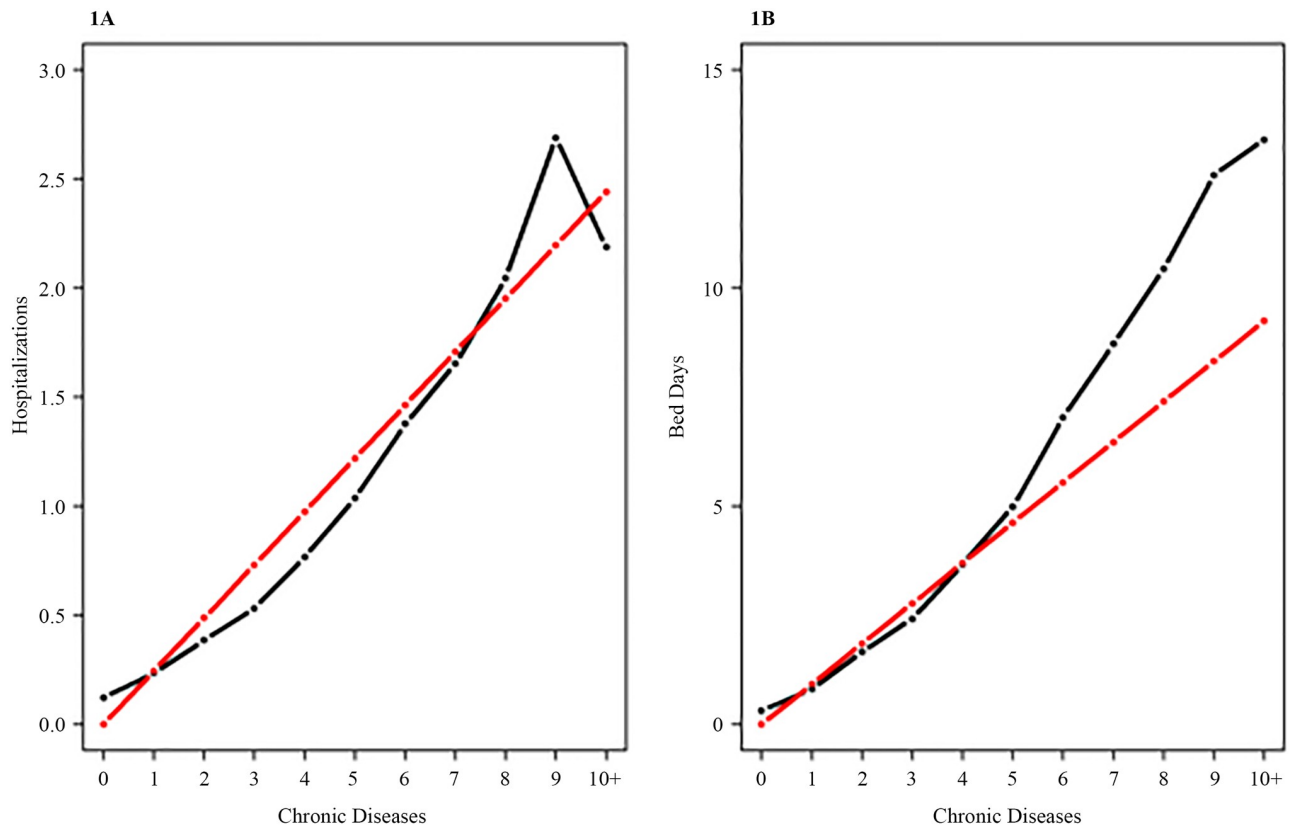


Fig 1. Relationship between numbers of chronic conditions and hospitalizations (1A) and between numbers of chronic conditions and bed days (1B). (1A) The black line indicates the observed number of hospitalizations by the number of chronic conditions. The red line indicates the reference regression line that shows the mean number of hospitalizations multiplied by the number of chronic conditions. (1B) The black line indicates the observed number of bed days by number of chronic conditions. The red line indicates the reference regression line that shows the mean number of bed days multiplied by the numbers of chronic conditions.

<https://doi.org/10.1371/journal.pone.0214183.g001>

Denmark. In this study we were able to obtain a medical diagnosis for all diseased adults in the Capital Region aged 16 and above using algorithmic diagnoses for 16 conditions. This contrasts with studies using register-based diagnoses that only included patients who had had a hospital admission or were affiliated with an outpatient clinic. Although the 16 selected conditions do not represent the full spectrum of chronic disease, they include highly prevalent chronic conditions. A similar study from Scotland [36] included 40 conditions and revealed an age-stratified pattern of prevalence of chronic conditions nearly identical to that of the data reported here [7, 36]. This suggests that the 16 included diagnoses in this study encompass all conditions and combinations of conditions that are predominant at the population level.

The prevalence of multimorbidity in our study was 22% [7]. Females had a 10% overrepresentation among individuals with multimorbidity (Table 2). However, in this study the overrepresentation of women among multimorbid individuals cannot be explained by the longevity of women alone: Gathering centenarians, the frequency of multimorbidity within each one-year age group was consistently higher for women than men in 83 out of 85 one-year age groups, the difference increasing with high age. This phenomenon is consistent with previous results across healthcare systems and geography [37–39]. Eighty percent of the study population and 45% of individuals with multimorbidity were younger than age 65 (Table 2). The study of multimorbidity is often confined to adults aged 65 and up [19, 40–42]. However, younger individuals with multimorbidity who survive will age into this group and can be

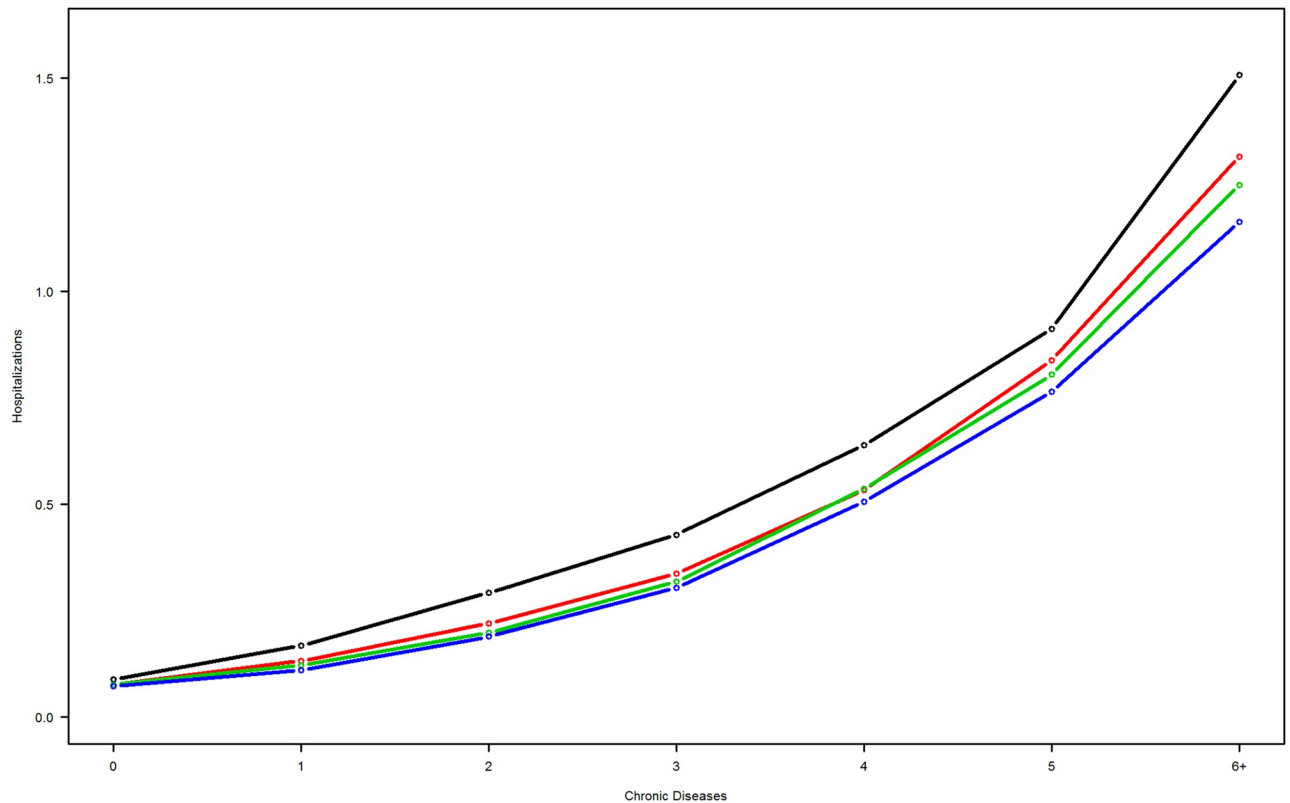


Fig 2. Number of chronic conditions associated with the modeled rate of hospitalizations by educational attainment levels. Black line, no education; red line, short education; green line, medium education; blue line, long education.

<https://doi.org/10.1371/journal.pone.0214183.g002>

expected to have higher lifelong healthcare utilization. In fact, we observed that, compared to age-similar individuals without chronic conditions, younger multimorbid individuals had a relatively higher rate of bed day utilization than did older individuals with multimorbidity. This finding highlights the importance of understanding chronic illness and healthcare utilization of younger multimorbid persons.

Utilization vs. number of conditions

The consistency of increases in healthcare utilization for individuals with multimorbidity, compared to those without chronic conditions, is remarkable (Table 3). The use of all services was higher to a statistically significant degree. Excluding hospitalizations and bed days, the increase in utilization rates for individuals with multimorbidity ranged from 73% (emergency department visits) to 324% (outpatient visits), except for yearly control visits in general practice, which were 867% higher. Disregarding the latter due to very low utilization rates, the average increase in healthcare utilization was 180% for individuals with multimorbidity, compared to those with no chronic conditions. The corresponding average increase in utilization rates for multimorbid individuals, compared with those with one chronic disease, was 65%. Unadjusted ORs for healthcare utilization for individuals with multimorbidity, compared with those with no chronic conditions, were all statistically significant and ranged from 1.65 (95% confidence interval [CI], 1.63–1.66) for emergency department visits and 11.76 (95% CI, 11.58–11.96) for yearly control visits. When adjusted for gender, age, and educational attainment, utilization differences were less pronounced, ranging from 1.86 (95% CI, 1.83–1.88) for

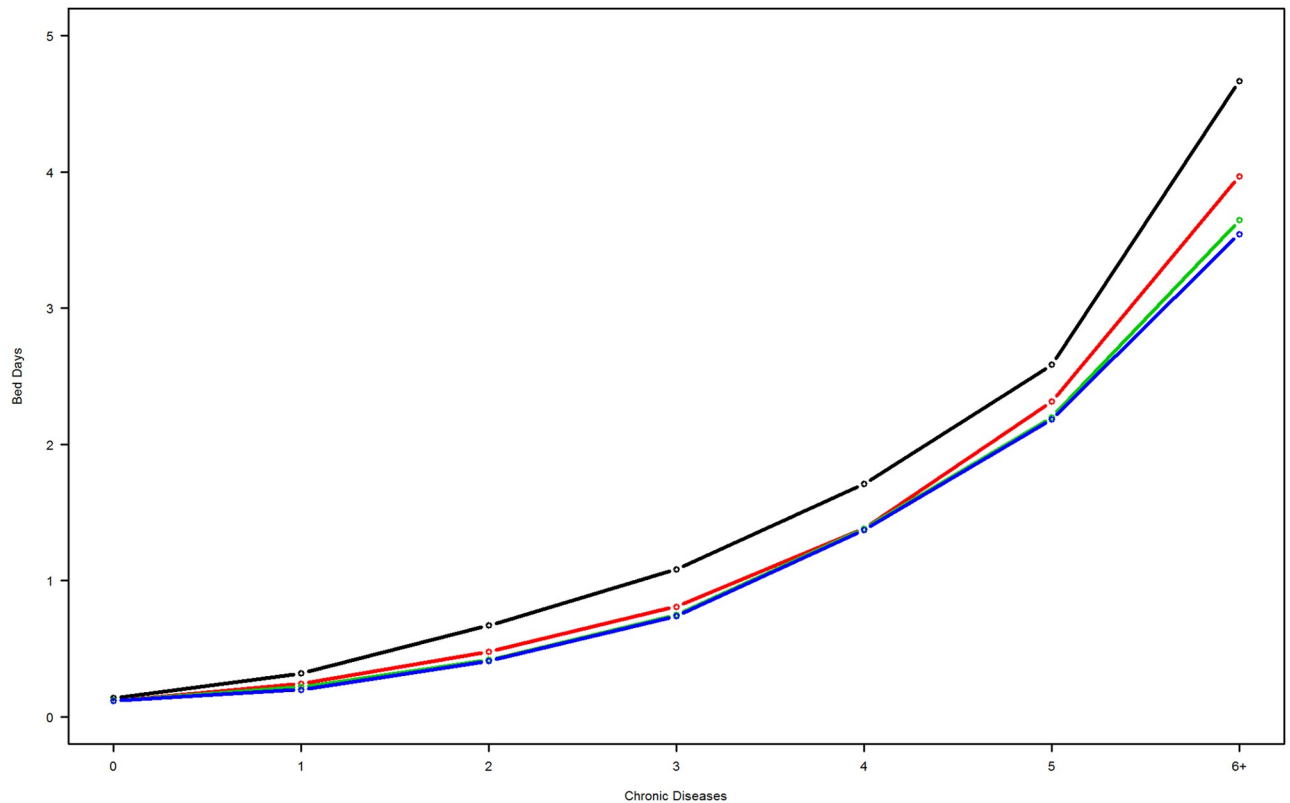


Fig 3. Number of chronic conditions associated with the modeled rate of bed days by educational attainment. Black line, no education; red line, short education; green line, medium education; blue line, long education.

<https://doi.org/10.1371/journal.pone.0214183.g003>

emergency department visits to 6.70 (95% CI, 6.64–6.76) for GP visits. A similar but less pronounced pattern was seen when comparing multimorbid individuals to those with one chronic disease (Table 3). These results demonstrate that the impact of multimorbidity on healthcare utilization applies to a range of services and varies relatively little. Healthcare utilization rates were 2–4 times higher than those for people without chronic conditions. The direct relationship between the number of chronic conditions and healthcare utilization is well-documented in the literature [14, 26, 27, 43, 44], but, to the best of our knowledge, the impact of multimorbidity on a broad spectrum of healthcare utilizations has not been documented previously.

The approximately linear relationship between frequency of hospitalizations and the number of chronic conditions depicted in Fig 1A also applies to the relationship between bed days and the number of chronic conditions in Fig 1B for five or fewer conditions. When the number of conditions increases to six or more, the utilization of bed days increases by a factor greater than the average impact of a single condition. The overall utilization pattern is that each condition corresponds to 0.24 hospitalizations and 0.92 bed days, while the length of each hospitalization is longer for individuals with six or more conditions. The slope of the curve for six or more conditions increases twofold to 1.84 (Fig 1B). The fact that the regression coefficient no longer explains the frequency of bed days per chronic condition leads us to define individuals with six or more conditions as high utilizers; they make up 0.87% of the population but account for 7.29% of bed days. An earlier Danish study found that 5% of the population with chronic conditions accounted for 45% of healthcare expenses [45]. This finding is in line with a large US study that showed that 5% of high utilizers accounted for up to 47% of

healthcare costs [46]. A recent German study reported two subgroups of high utilizers: the oldest patients who suffered from severe multimorbidity and younger elderly patients with psychiatric or psychosomatic conditions [43]. Further research is required to examine characteristics and utilization of the high utilizers identified in this study.

Fig 1A shows a decline in utilization between nine and ten or more conditions. A possible explanation is that individuals with a very high disease burden have higher mortality, while those who survive have lower healthcare utilization than expected. Only 43 individuals had ten or more diagnosed conditions, and small sample size effects may also contribute to this finding.

Socioeconomic status

We found that the prevalence of multimorbidity decreased with increasing educational attainment, revealing a pronounced and statistically significant inverse socioeconomic gradient. This is consistent with previous findings [7].

To study the impact of multimorbidity on healthcare costs, we adjusted data for proxy costs for different educational attainment groups with varying profiles in terms of age, gender, other healthcare utilization and level of multimorbidity. When adjusted for these effects, as described in the methods statistical section, a clear inverse social gradient in hospitalization utilization appeared (Fig 2). Adjusted hospitalization utilization decreased as the level of educational attainment increased, generally irrespective of the number of chronic conditions. However, adjusted bed-day utilization revealed a slightly different pattern. An educational gradient no longer appeared; curves for short, medium, and high educational attainment tended to overlap. However, the group with no educational attainment stood out by virtue of higher healthcare utilization than the others. One important feature is that the relative difference between utilization rates for individuals with no education and those in other educational groups appeared close to constant across the number of chronic conditions.

In general, the number of hospitalizations decreased with increasing level of educational attainment. For multimorbid individuals, the length of each hospitalization was longer for individuals without any education than for those with at least some education. The reason for this finding is unknown. It may be the case that chronic disease tends to be more severe among individuals without education and that longer hospitalizations are caused by non-chronic conditions not included in our study. In addition, one could posit that different spectra of chronic conditions occur for persons with and without education, but investigation of this supposition will require further research. Other factors affecting the higher healthcare utilization rate observed in people with lower education attainment include lower health literacy levels linked to lower education attainment [47]. Disease burden has been shown to be associated with lower education levels in type 2 diabetes, and this may apply to other chronic conditions [48]. Furthermore, people with none or low educational attainment often has weak social networks and proper discharge to home might demand coordinated preparation that rely, in part, on support from individual's own social support structure [49]. However, we currently lack a well-founded explanation for differences in the two adjusted proxies for general utilization of healthcare services.

Strengths and limitations

The major strength of our study is that it is a large-scale register-based study, including comprehensive information about chronic conditions, healthcare utilization, and educational attainment of the complete population of the Capital Region of Denmark aged 16 years and above. Generally, data from the Danish national registers provide complete information about healthcare system contacts, are of high quality and reliability, and are used extensively in

research [28, 50]. As a general population-based study, our findings reflect the actual situation in a real-world setting. Based on register data, our study was free of recall bias and there was no loss of follow up.

Several limitations of our study deserve consideration. The study is designed as a cross-sectional observational study which does not allow cause-effect conclusions from study results.

The necessary use of diagnostic algorithms to identify patients with chronic conditions in the primary healthcare sector is an approximation of actual diagnoses. Although the diagnostic algorithms have been shown to be highly accurate [6], they are not clinically determined by physicians. The study was based on cross-sectional data collected during a single year, and the number of patients with specific chronic conditions may be underestimated [51, 52]. In addition, we were not able to include healthcare services provided in the municipalities. Scarce register data exist for municipality services; existing data are not well defined and thus not useful for research purposes. Inclusion of the data on utilization of community healthcare services would likely have helped to generate a more complete picture of healthcare utilization related to multimorbidity. The model formulae (1) and (2) are given without interactions terms. A large number of relevant interactions could be considered. However, because of the large number of individuals studied, even microscopic effects (or model misspecifications) will trigger a statistical significance, and we have found that the relevance of a top-down approach to modeling would be misleading. Similarly, including few targeted interactions might be seen as (and may be) selective, and indeed, we believe, unnecessary for this study: The large number of correlated covariates in the models will to some extent compensate for a relevant covariate not included. This has been investigated for interaction terms between education and number of conditions, and education and age, where the deviation of results (in terms of pendants to Figs 2 and 3) has been miniscule. Finally, 6% of our population did not have information on educational attainment. This information appeared to be missing at random, except for individuals aged 91 years and above; Danish administrative registers only contain information on education for individuals born since 1921 [34]. However, this group contained few individuals, and we estimated the effect of these missing data to be minimal and possible changes in parameter estimates therefore very small.

Comparison to other studies on multimorbidity in populations should be performed with care. Varying definitions of multimorbidity (i.e., two or more chronic conditions), included conditions, and data collection methods render comparisons difficult. However, these challenges may be overcome for large studies [36].

Conclusion

Multimorbidity is associated with a significant increase in utilization of all healthcare services in Denmark. The association between utilization and socioeconomic gradient is important and well-described. Nevertheless, the increasing utilization of bed days in patients with six and more chronic conditions is interesting, and a deeper understanding of this observation might point to possible preventive services with impact of this overutilization. The result that patients younger than 65 years has a more intensive utilization pattern than older patients should be studied to disclose a possible underlying mechanism that might point towards effective preventive services. Further research could be directed towards quantifying which combinations of diseases and disease portfolios, that drives the healthcare utilization. A possible approach could be cluster analysis, grouping similar disease portfolios in the same cluster, and radically different disease portfolios in different clusters. Cluster-wise healthcare utilization and relations to high utilizers and age may improve our knowledge on how complex disease portfolios impact healthcare utilization.

Supporting information

S1 Table. Algorithms used to define the 16 conditions.

(DOCX)

S1 File. Supporting information.

(DOCX)

Acknowledgments

We thank Jennifer Green for skillful editing.

Author Contributions

Conceptualization: Anne Frølich, Nermin Ghith, Michaela Schiøtz, Ramune Jacobsen, Anders Stockmarr.

Data curation: Anders Stockmarr.

Formal analysis: Anders Stockmarr.

Funding acquisition: Anne Frølich, Anders Stockmarr.

Investigation: Anne Frølich, Nermin Ghith, Ramune Jacobsen, Anders Stockmarr.

Methodology: Anne Frølich, Anders Stockmarr.

Project administration: Anne Frølich, Anders Stockmarr.

Resources: Anne Frølich, Anders Stockmarr.

Software: Anders Stockmarr.

Supervision: Anne Frølich, Anders Stockmarr.

Validation: Anne Frølich, Nermin Ghith, Anders Stockmarr.

Visualization: Anne Frølich, Anders Stockmarr.

Writing – original draft: Anne Frølich, Nermin Ghith, Michaela Schiøtz, Ramune Jacobsen, Anders Stockmarr.

Writing – review & editing: Anne Frølich, Nermin Ghith, Michaela Schiøtz, Ramune Jacobsen, Anders Stockmarr.

References

1. Valderas JM, Starfield B, Sibbald B, Salisbury C, Roland M. Defining Comorbidity: Implications for Understanding Health and Health Services. *Annals of Family Medicine*. 2009; 7(4):357–63. <https://doi.org/10.1370/afm.983> PMID: 19597174
2. Mercer S, Furler J, Moffat K, Fischbacher-Smith D, Sanci L. Multimorbidity: technical series on safer primary care. Geneva: World Health Organization; 2016.
3. Bayliss EA, Bayliss MS, Ware JE, Steiner JF. Predicting declines in physical function in persons with multiple chronic medical conditions: what we can learn from the medical problem list. *Health Qual Life Outcomes*. 2004; 2(1):47. <https://doi.org/10.1186/1477-7525-2-47> PMID: 15353000
4. Williams JS, Egede LE. The association between multimorbidity and quality of life, health status and functional disability. *Am J Med Sci*. 2016; 352(1):45–52. <https://doi.org/10.1016/j.amjms.2016.03.004> PMID: 27432034
5. Emerging Risk Factors Collaboration. Association of cardiometabolic multimorbidity with mortality. *JAMA*. 2015; 314(1):52–60. <https://doi.org/10.1001/jama.2015.7008> PMID: 26151266

6. Robinson KM, Lau CJ, Jeppesen M, Vind AB, Glümer C. Kroniske sygdomme-hvordan opgøres kroniske sygdomme?: Glostrup: Forskningscenter for Forebyggelse og Sundhed [Research Center for Prevention and Health]; 2011.
7. Schiøtz ML, Stockmarr A, Høst D, Glümer C, Frølich A. Social disparities in the prevalence of multimorbidity: a register-based population study. *BMC Public Health*. 2017; 17(1):422. <https://doi.org/10.1186/s12889-017-4314-8> PMID: 28486983
8. Diderichsen F, Evans T, Whitehead M. The social basis of disparities in health. In: Evans T, Whitehead M, Diderichsen F, Bhulya A, Wirth M, editors. *Challenging inequities in health: from ethics to action*. New York: Oxford University Press; 2001. p. 12–23.
9. Pefoyo AJ, Bronskill SE, Gruneir A, Calzavara A, Thavorn K, Petrosyan Y, et al. The increasing burden and complexity of multimorbidity. *BMC Public Health*. 2015; 15:415. <https://doi.org/10.1186/s12889-015-1733-2> PMID: 25903064
10. van Oostrom SH, Gijsen R, Stirbu I, Korevaar JC, Schellevis FG, Picavet HSJ, et al. Time Trends in Prevalence of Chronic Diseases and Multimorbidity Not Only due to Aging: Data from General Practices and Health Surveys. *PLOS ONE*. 2016; 11(8):e0160264. <https://doi.org/10.1371/journal.pone.0160264> PMID: 27482903
11. Freid VM, Bernstein AB, Bush MA. Multiple chronic conditions among adults aged 45 and over: trends over the past 10 years. *NCHS Data Brief*. 2012;(100):1–8. PMID: 23101759
12. König H-H, Leicht H, Bickel H, Fuchs A, Gensichen J, Maier W, et al. Effects of multiple chronic conditions on health care costs: an analysis based on an advanced tree-based regression model. *BMC Health Serv Res*. 2013; 13:219. <https://doi.org/10.1186/1472-6963-13-219> PMID: 23768192
13. Skinner HG, Coffey R, Jones J, Heslin KC, Moy E. The effects of multiple chronic conditions on hospitalization costs and utilization for ambulatory care sensitive conditions in the United States: a nationally representative cross-sectional study. *BMC Health Serv Res*. 2016; 16:77. <https://doi.org/10.1186/s12913-016-1304-y> PMID: 26926525
14. Lehnert T, Heider D, Leicht H, Heinrich S, Corrieri S, Lupp M, et al. Review: Health Care Utilization and Costs of Elderly Persons With Multiple Chronic Conditions. *Medical Care Research and Review*. 2011; 68(4):387–420. <https://doi.org/10.1177/1077558711399580> PMID: 21813576.
15. Schneider KM, O'Donnell BE, Dean D. Prevalence of multiple chronic conditions in the United States' Medicare population. *Health Qual Life Outcomes*. 2009; 7:82. <https://doi.org/10.1186/1477-7525-7-82> PMID: 19737412
16. Wolff JL, Starfield B, Anderson G. Prevalence, expenditures, and complications of multiple chronic conditions in the elderly. *Archives of Internal Medicine*. 2002; 162(20):2269–76. <https://doi.org/10.1001/archinte.162.20.2269> PMID: 12418941
17. Yu W, Ravelo A, Wagner TH, Barnett PG. The relationships among age, chronic conditions, and health-care costs. *Am J Manag Care*. 2004; 10(12):909–16. PMID: 15617366
18. Glynn LG, Valderas JM, Healy P, Burke E, Newell J, Gillespie P, et al. The prevalence of multimorbidity in primary care and its effect on health care utilization and cost. *Family Practice*. 2011; 28(5):516–23. <https://doi.org/10.1093/fampra/cm013> PMID: 21436204
19. Bähler C, Huber CA, Brüngger B, Reich O. Multimorbidity, health care utilization and costs in an elderly community-dwelling population: a claims data based observational study. *BMC Health Services Research*. 2015; 15:23. <https://doi.org/10.1186/s12913-015-0698-2> PMID: 25609174
20. van den Bussche H, Schön G, Kolonko T, Hansen H, Wegscheider K, Glaeske G, et al. Patterns of ambulatory medical care utilization in elderly patients with special reference to chronic diseases and multimorbidity; results from a claims data based observational study in Germany. *BMC Geriatr*. 2011; 11:101. <https://doi.org/10.1186/1471-2318-11-54> PMID: 21914191
21. van Oostrom SH, Picavet HSJ, de Bruin SR, Stirbu I, Korevaar JC, Schellevis FG, et al. Multimorbidity of chronic diseases and health care utilization in general practice. *BMC Fam Pract*. 2014; 15:61-. <https://doi.org/10.1186/1471-2296-15-61> PMID: 24708798
22. Wang HHX, Wang JJ, Lawson KD, Wong SYS, Wong MCS, Li FJ, et al. Relationships of Multimorbidity and Income With Hospital Admissions in 3 Health Care Systems. *Annals of Family Medicine*. 2015; 13(2):164–7. <https://doi.org/10.1370/afm.1757> PMID: 25755038
23. Thavorn K, Maxwell CJ, Gruneir A, Bronskill SE, Bai Y, Koné Pefoyo AJ, et al. Effect of socio-demographic factors on the association between multimorbidity and healthcare costs: a population-based, retrospective cohort study. *BMJ Open*. 2017; 7(10):e017264. <https://doi.org/10.1136/bmjopen-2017-017264> PMID: 28988178
24. Lane NE, Maxwell CJ, Gruneir A, Bronskill SE, Wodchis WP. Absence of a Socioeconomic Gradient in Older Adults' Survival with Multiple Chronic Conditions. *EBioMedicine*. 2015; 2(12):2094–100. <https://doi.org/10.1016/j.ebiom.2015.11.018> PMID: 26844290

25. Hopman P, Heins MJ, Korevaar JC, Rijken M, Schellevis FG. Health care utilization of patients with multiple chronic diseases in the Netherlands: Differences and underlying factors. *European Journal of Internal Medicine*. 2016; 35:44–50. <https://doi.org/10.1016/j.ejim.2016.08.025> PMID: 27640914
26. McPhail SM. Multimorbidity in chronic disease: impact on health care resources and costs. *Risk Manage Healthc Policy*. 2016; 9:143–56. <https://doi.org/10.2147/RMHP.S97248> PMID: 27462182
27. Palladino R, Tayu Lee J, Ashworth M, Triassi M, Millett C. Associations between multimorbidity, health-care utilisation and health status: evidence from 16 European countries. *Age and Ageing*. 2016; 45(3):431–5. <https://doi.org/10.1093/ageing/afw044> PMID: 27013499
28. Erlangsen A, Fedyszyn I. Danish nationwide registers for public health and health-related research. *Scan J Public Health*. 2015; 43(4):333–9. <https://doi.org/10.1177/1403494815575193> PMID: 25759376.
29. Thygesen LC, Ersbøll AK. Danish population-based registers for public health and health-related welfare research: introduction to the supplement. *Scan J Public Health*. 2011; 39(7 Suppl):8–10. <https://doi.org/10.1177/1403494811409654> PMID: 21775344
30. Lyng E, Sandegaard JL, Rebolj M. The Danish national patient register. *Scan J Public Health*. 2011; 39(7 Suppl):30–3. <https://doi.org/10.1177/1403494811401482> PMID: 21775347.
31. Wallach Kildemoes H, Toft Sørensen H, Hallas J. The Danish national prescription registry. *Scan J Public Health*. 2011; 39(7 Suppl):38–41. <https://doi.org/10.1177/1403494810394717> PMID: 21775349
32. Olivarius NF, Hollnagel H, Krasnik A, Pedersen PA, Thorsen H. The Danish National Health Service Register. A tool for primary health care research. *Danish medical bulletin*. 1997; 44(4):449–53. PMID: 9377908.
33. Carstensen B, Kristensen JK, Marcussen MM, Borch-Johnsen K. The national diabetes register. *Scan J Public Health*. 2011; 39(7 Suppl):58–61. <https://doi.org/10.1177/1403494811404278> PMID: 21775353.
34. Jensen VM, Rasmussen AW. Danish education registers. *Scan J Public Health*. 2011; 39(7 Suppl):91–4. <https://doi.org/10.1177/1403494810394715> PMID: 21775362.
35. Lachenbruch PA. Analysis of data with excess zeros. *Statistical Methods in Medical Research*. 2002; 11(4):297–302. <https://doi.org/10.1191/0962280202sm289ra> PMID: 12197297.
36. Barnett K, Mercer SW, Norbury M, Watt G, Wyke S, Guthrie B. Epidemiology of multimorbidity and implications for health care, research, and medical education: a cross-sectional study. *Lancet*. 2012; 380(9836):37–43. [https://doi.org/10.1016/S0140-6736\(12\)60240-2](https://doi.org/10.1016/S0140-6736(12)60240-2) PMID: 22579043
37. Abad-Díez JM, Calderón-Larrañaga A, Poncel-Falcó A, Poblador-Plou B, Calderón-Meza JM, Sicras-Mainar A, et al. Age and gender differences in the prevalence and patterns of multimorbidity in the older population. *BMC Geriatr*. 2014; 14:75. <https://doi.org/10.1186/1471-2318-14-75> PMID: 24934411
38. Rzewuska M, de Azevedo-Marques JM, Coxon D, Zanetti ML, Zanetti ACG, Franco LJ, et al. Epidemiology of multimorbidity within the Brazilian adult general population: Evidence from the 2013 National Health Survey (PNS 2013). *PLOS ONE*. 2017; 12(2):e0171813. <https://doi.org/10.1371/journal.pone.0171813> PMID: 28182778
39. Alimohammadian M, Majidi A, Yaseri M, Ahmadi B, Islami F, Derakhshan M, et al. Multimorbidity as an important issue among women: results of a gender difference investigation in a large population-based cross-sectional study in West Asia. *BMJ Open*. 2017; 7(5). <https://doi.org/10.1136/bmjopen-2016-013548> PMID: 28490550
40. Caughey GE, Ramsay EN, Vitry AI, Gilbert AL, Luszcz MA, Ryan P, et al. Comorbid chronic diseases, discordant impact on mortality in older people: a 14-year longitudinal population study. *Journal of Epidemiology and Community Health*. 2010; 64(12):1036–42. <https://doi.org/10.1136/jech.2009.088260> PMID: 19854745
41. Jindai K, Nielson CM, Vorderstrasse BA, Quiñones AR. Multimorbidity and Functional Limitations Among Adults 65 or Older, NHANES 2005–2012. *Preventing Chronic Disease*. 2016; 13:E151. <https://doi.org/10.5888/pcd13.160174> PMID: 27809419
42. Hopman P, Heins MJ, Rijken M, Schellevis FG. Health care utilization of patients with multiple chronic diseases in The Netherlands: Differences and underlying factors. *European Journal of Internal Medicine*. 2015; 26(3):190–6. <https://doi.org/10.1016/j.ejim.2015.02.006> PMID: 25704328
43. van den Bussche H, Kaduszkiewicz H, Schäfer I, Koller D, Hansen H, Scherer M, et al. Overutilization of ambulatory medical care in the elderly German population?: an empirical study based on national insurance claims data and a review of foreign studies. *BMC Health Serv Res*. 2016; 16:129. <https://doi.org/10.1186/s12913-016-1357-y> PMID: 27074709
44. Westert GP, Satariano WA, Schellevis FG, Van Den Bos GAM. Patterns of comorbidity and the use of health services in the Dutch population. *European Journal of Public Health*. 2001; 11(4):365–72. <https://doi.org/10.1093/eurpub/11.4.365> PMID: 11766475

45. Lau CJ, Lykke M, Andreasen AH, Bekker-Jeppesen M, Buhelt LP, Robinson KM, et al. Sundhedsprofil 2013-kronisk sygdom. Glostrup: Forskningscenter for Forebyggelse og Sundhed, Region Hovedstaden; 2015.
46. Zulman DM, Pal Chee C, Wagner TH, Yoon J, Cohen DM, Holmes TH, et al. Multimorbidity and health-care utilisation among high-cost patients in the US Veterans Affairs Health Care System. *BMJ Open*. 2015; 5(4). <https://doi.org/10.1136/bmjopen-2015-007771> PMID: 25882486
47. van der Heide I, Wang J, Droomers M, Spreeuwenberg P, Rademakers J, Uiters E. The relationship between health, education, and health literacy: results from the Dutch adult literacy and life skills survey. *J Health Commun*. 2013; 18(Suppl 1):172–84. <https://doi.org/10.1080/10810730.2013.825668> PMID: 24093354
48. Agardh EE, Sidorchuk A, Hallqvist J, Ljung R, Peterson S, Moradi T, et al. Burden of type 2 diabetes attributed to lower educational levels in Sweden. *Popul Health Metr*. 2011; 9(1):60. <https://doi.org/10.1186/1478-7954-9-60> PMID: 22176634
49. Aartsen M, Veenstra M, Hansen T. Social pathways to health: On the mediating role of the social network in the relation between socio-economic position and health. *SSM—population health*. 2017; 3:419–26. <https://doi.org/10.1016/j.ssmph.2017.05.006> PMID: 29349235.
50. Thygesen LC, Daasnes C, Thaulow I, Brønnum-Hansen H. Introduction to Danish (nationwide) registers on health and social issues: structure, access, legislation, and archiving. *Scan J Public Health*. 2011; 39(7 Suppl):12–6. <https://doi.org/10.1177/1403494811399956> PMID: 21898916
51. van Oostrom SH, Picavet HSJ, van Gelder BM, Lemmens LC, Hoeymans N, van Dijk CE, et al. Multimorbidity and comorbidity in the Dutch population: data from general practices. *BMC Public Health*. 2012; 12:715. <https://doi.org/10.1186/1471-2458-12-715> PMID: 22935268
52. Schram MT, Frijters D, van de Lisdonk EH, Ploemacher J, de Craen AJM, de Waal MWM, et al. Setting and registry characteristics affect the prevalence and nature of multimorbidity in the elderly. *Journal of Clinical Epidemiology*. 2008; 61(11):1104–12. <https://doi.org/10.1016/j.jclinepi.2007.11.021>. PMID: 18538993