



Two-Dimensional Conductive Ni-HAB as a Catalyst for the Electrochemical Oxygen Reduction Reaction

Park, Jihye; Chen, Zhihua; Flores, Raul A.; Wallnerström, Gustaf; Kulkarni, Ambarish; Nørskov, Jens K.; Jaramillo, Thomas F.; Bao, Zhenan

Published in:
ACS Applied Materials and Interfaces

Link to article, DOI:
[10.1021/acsami.0c09323](https://doi.org/10.1021/acsami.0c09323)

Publication date:
2020

Document Version
Peer reviewed version

[Link back to DTU Orbit](#)

Citation (APA):
Park, J., Chen, Z., Flores, R. A., Wallnerström, G., Kulkarni, A., Nørskov, J. K., Jaramillo, T. F., & Bao, Z. (2020). Two-Dimensional Conductive Ni-HAB as a Catalyst for the Electrochemical Oxygen Reduction Reaction. *ACS Applied Materials and Interfaces*, 12(35), 39074-39081. <https://doi.org/10.1021/acsami.0c09323>

General rights

Copyright and moral rights for the publications made accessible in the public portal are retained by the authors and/or other copyright owners and it is a condition of accessing publications that users recognise and abide by the legal requirements associated with these rights.

- Users may download and print one copy of any publication from the public portal for the purpose of private study or research.
- You may not further distribute the material or use it for any profit-making activity or commercial gain
- You may freely distribute the URL identifying the publication in the public portal

If you believe that this document breaches copyright please contact us providing details, and we will remove access to the work immediately and investigate your claim.

2D Conductive Ni-HAB as a Catalyst for the Electrochemical Oxygen Reduction Reaction

Jihye Park, Zhihua Chen, Raul A. Flores, Gustaf Wallenestrom, Ambarish Kulkarni, Jens K. Nørskov, Thomas F. Jaramillo, and Zhenan Bao

ACS Appl. Mater. Interfaces, **Just Accepted Manuscript** • DOI: 10.1021/acsami.0c09323 • Publication Date (Web): 04 Aug 2020

Downloaded from pubs.acs.org on August 4, 2020

Just Accepted

“Just Accepted” manuscripts have been peer-reviewed and accepted for publication. They are posted online prior to technical editing, formatting for publication and author proofing. The American Chemical Society provides “Just Accepted” as a service to the research community to expedite the dissemination of scientific material as soon as possible after acceptance. “Just Accepted” manuscripts appear in full in PDF format accompanied by an HTML abstract. “Just Accepted” manuscripts have been fully peer reviewed, but should not be considered the official version of record. They are citable by the Digital Object Identifier (DOI®). “Just Accepted” is an optional service offered to authors. Therefore, the “Just Accepted” Web site may not include all articles that will be published in the journal. After a manuscript is technically edited and formatted, it will be removed from the “Just Accepted” Web site and published as an ASAP article. Note that technical editing may introduce minor changes to the manuscript text and/or graphics which could affect content, and all legal disclaimers and ethical guidelines that apply to the journal pertain. ACS cannot be held responsible for errors or consequences arising from the use of information contained in these “Just Accepted” manuscripts.

2D Conductive Ni-HAB as a Catalyst for the Electrochemical Oxygen Reduction Reaction

Jihye Park^{a,†}, Zhihua Chen^{a,b,†}, Raul A. Flores^{a,b,†}, Gustaf Wallnerström^{c,a}, Ambarish Kulkarni^d,
Jens K. Nørskov^{b,e*}, Thomas F. Jaramillo^{a,b*}, Zhenan Bao^{a,*}

^aDepartment of Chemical Engineering, Stanford University, Stanford, California 94305, USA

^bSUNCAT Center for Interface Science and Catalysis, Department of Chemical Engineering, Stanford University, Stanford, California, 94305, USA

^cDepartment of Chemical Engineering, KTH Royal Institute of Technology, Stockholm, Sweden

^dDepartment of Chemical Engineering, University of California Davis, 1 Shields Avenue, Davis, California 95616

^eDepartment of Physics, Technical University of Denmark, Building 311, DK-2800 Lyngby, Denmark

[†]These authors contributed equally to this work

*Corresponding Authors: jkno@dtu.dk, jaramillo@stanford.edu, zbao@stanford.edu

Key Words

Metal-Organic Frameworks, Electrical Conductivity, Electrocatalysis, Active Sites, Oxygen Reduction Reactions, Density Functional Theory

ABSTRACT

Catalytic systems whose properties can be systematically tuned via changes in synthesis conditions are highly desirable for next generation catalyst design and optimization. Herein, we present a 2D conductive metal–organic framework consisting of M-N₄ units (M = Ni, Cu) and a hexaaminobenzene (HAB) linker as a catalyst for the oxygen reduction reaction. By varying synthetic conditions, we prepared two Ni-HAB catalysts with different crystallinities, resulting in catalytic systems with different electric conductivities, electrochemical activity, and stability. We show that crystallinity has a positive impact on conductivity and demonstrate that this improved crystallinity/conductivity improves the catalytic performance of our model system. Additionally, density functional theory simulations were performed to probe the origin of M-HAB's catalytic activity, and they suggest that M-HAB's organic linker acts as the active site, with the role of the metal being to modulate the linker sites' binding strength.

INTRODUCTION

The oxygen reduction reaction (ORR) is an important electrochemical process for fuel cell applications ($4e^-$ process) and the electrochemical production of hydrogen peroxide ($2e^-$ process) as an energy efficient alternative to the traditional anthraquinone-based process. Noble metal-based catalysts such as Pt and Pd-Hg are the current state-of-the-art for the $4e^-$ and $2e^-$ process, respectively, exhibiting low overpotentials and high stabilities. Despite their outstanding performance, their scalability is limited by the scarcity and expense of the noble metals.¹ This is particularly true for the electrochemical production of hydrogen peroxide, which due to the poor stability of the product, has to be performed under relatively milder conditions and with a different experimental setup than the $4e^-$ ORR.^{2,3} Thus, intensive research efforts have been devoted to developing cost-effective catalysts based on earth-abundant elements, such as non-precious metal/metal oxide catalysts, carbides, nitrides, and metal-free carbon materials. Central to these efforts is the engineering of catalysts with optimal ORR binding energetics and highly accessible, dense active sites for high catalytic performance.

Previously, low-cost molecular systems containing $M-N_4$ macrocyclic complexes have been demonstrated as high performing ORR catalysts,^{4,5} where the $M-N_4$ motif represents a catalytically active site composed of a single metal species coordinated to four nitrogens. Although molecular catalysts with $M-N_4$ units have exhibited notable activity,⁶ the low electrical conductivity of molecular catalysts requires a large amount of conductive additives (e.g., carbon black), resulting in a significant dilution of active site density on a per mass basis. Considering this, a catalyst design that can maximize the density of $M-N_4$ units in a conducting matrix would be highly desirable.⁷ To address this issue, pyrolysis of $M-N_4$ containing precursors into a carbon matrix have been attempted to enhance the stability and electrical conductivity of the catalyst.⁸ However, after pyrolysis, the chemical nature and conformation of the active centers are often extensively altered with unidentifiable defects, which presents a challenge in determining the nature of the active sites.⁹ Thus, a bottom-up synthesis approach with well-defined building blocks would be ideal to realize $M-N_4$ rich catalysts due to a

1
2
3
4 much more benign synthesis procedure compared to pyrolysis.

5
6 Herein we report a new synthesis procedure to obtain highly conductive 2D metal–
7
8 organic frameworks (c-MOFs) with dense M-N₄ units, namely M-HAB (M = Cu, Ni;
9
10 HAB = hexaaminobenzene), as catalysts for the ORR.¹⁰ M-HAB is a highly tunable
11
12 materials system and by varying synthesis conditions we demonstrate that M-HAB can
13
14 provide a great platform for the study of ORR activity with respect to the identity of the
15
16 metal species and the catalyst's electrical conductivity.¹¹⁻¹⁴

17
18 A similar 2D MOF based on the hexaiminotriphenylene (HITP) linker and Ni(II)
19
20 node, which has a larger triphenylene based unit (Figure 1) has been previously
21
22 reported.^{15,16} With a combination of experimental results and theoretical calculations
23
24 we found that the identity of the metal plays a key role in determining the catalytic
25
26 activity of M-HAB by modulating the electronic environment around the highly
27
28 conjugated organic networks. Previously, theoretical calculations on Cu- and Ni-HAB
29
30 were performed but neglected any active site other than the direct metal cation.¹⁷ Our
31
32 theoretical analysis, however, suggests that the preferred active site is in-plane with the
33
34 2D c-MOF matrix, with ORR intermediates binding strongly to multiple N-H groups
35
36 of the M-N₄ moieties (Figure 4). Such sites (referred to as *linker-sites* herein) exploit
37
38 the large degree of conjugation in the MOF framework which facilitates the formation
39
40 of strong hydrogen-bond interactions with the ORR intermediates. We also studied the
41
42 effect of conductivity in the same framework by tuning the synthetic conditions. We
43
44 successfully prepared Ni-HAB catalysts with improved crystallinity and electrical
45
46 conductivity. High crystallinity was found to correlate positively with ORR activity,
47
48 with high onset potentials of 0.8V vs. RHE to achieve 1 mA/cm² in a rotating disk
49
50 electrode (RDE) setup. The catalyst demonstrates stability for over 20 hours at 0.5 V
51
52 vs. RHE applied potential with a moderate selectivity towards hydrogen peroxide.

53 54 **RESULTS AND DISCUSSION**

55 56 **Synthesis of Ni-HAB-H and Ni-HAB-L**

57
58 We recently reported 2D conductive MOFs, namely M-HAB (M = Ni, Cu), where
59
60

the HAB linkers are bridged by transition metal species with square planar geometry (Figure 1).¹⁰ Due to the smaller size of the HAB linker compared to its topological analog, HITP, the M-HAB system can achieve a denser packing of M-N₄ units with an underlying (2,3)-honeycomb topology.¹⁸

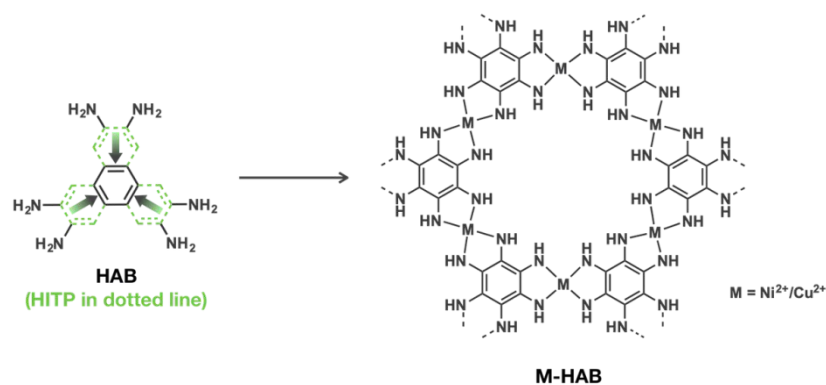


Figure 1 | Synthetic scheme for the c-MOF, M-HAB. (left) Chemical structure of the molecular linker utilized herein, hexaaminobenzene (HAB, black), with the structure of a larger topological analog hexaaminotriphenylene (HITP, green) shown for comparison. (right) c-MOF M-HAB structure, the use of a relatively small HAB linker results in a framework with a high density of active sites.

The structure of synthesized Ni- and Cu-HAB products were confirmed by powder X-ray diffractions (PXRD), which show a good agreement with our previously reported 2D honeycomb eclipsed structures (Figure 2a).¹⁰ The previously reported synthetic conditions used 100% H₂O as the solvent which yielded Ni-HAB with much poorer crystallinity compared to Cu-HAB. Thus, we further optimized the synthesis conditions to yield a Ni-HAB product with crystallinity comparable to Cu-HAB, which allows for a fairer control of the effects of crystallinity on the ORR activity. The Ni-HAB product with higher crystallinity was synthesized by using dimethyl formaldehyde (DMF) (1:1, v/v) at an elevated temperature (75 °C) and will henceforth be referred to as Ni-HAB-**H** while the lower crystalline product will be referred as Ni-HAB-**L**. Having M-HAB catalysts synthesized with comparable crystallinity, we tested their chemical and electrochemical stability and found that under harsh electrolyte treatment (0.1 M KOH), the crystallinity of Cu-HAB severely degrades over 24 h (Figure S2). Similarly, Cu-

HAB suffers from an electrochemical degradation especially at lower potential (Figure S3). For instance, Cu-HAB generated a large irreversible current at around 0.3 V vs. RHE, which is indicative of degradation considering that the mass transport-limited current for the full 4e⁻ ORR process is only about 6 mA/cm².¹⁹

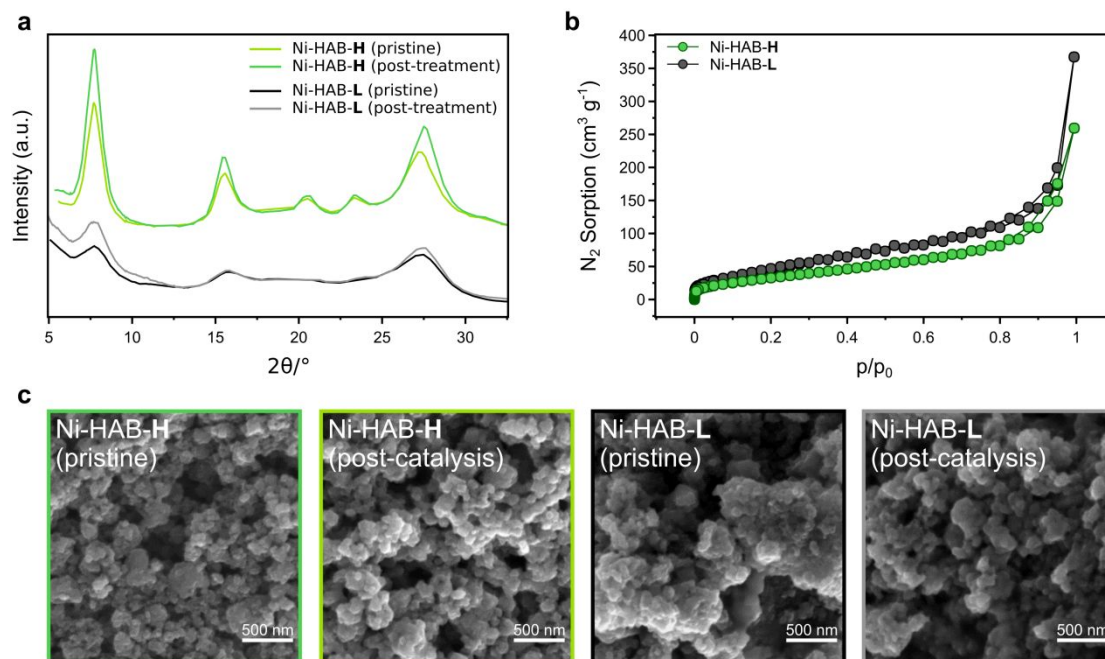


Figure 2 | a) Comparison of PXRD patterns of Ni-HAB samples before and after the buffer treatment (0.1 M KOH buffer). b) N₂ sorption isotherms of Ni-HAB-H/-L. BET surface area L: 180 m²/g, H: 129 m²/g. c) SEM images of M-HAB before and after electrochemical catalytic testing.

Having characterized their identical structures evidenced by PXRD patterns and similar particle sizes, we tested the chemical stability of Ni-HAB-H and -L in the same electrolyte solution used for electrochemical testing (0.1 M KOH in water). Typically, the chemical stability of MOFs is highly governed by the strength of the M-L bonds, and thus the metal species plays an important role in determining its chemical stability. Ni-HAB shows much better stability than Cu-HAB under the electrochemical testing condition indicated by the well-maintained PXRD patterns after the buffer treatment.

ORR activity of Ni-HAB-H and Ni-HAB-L

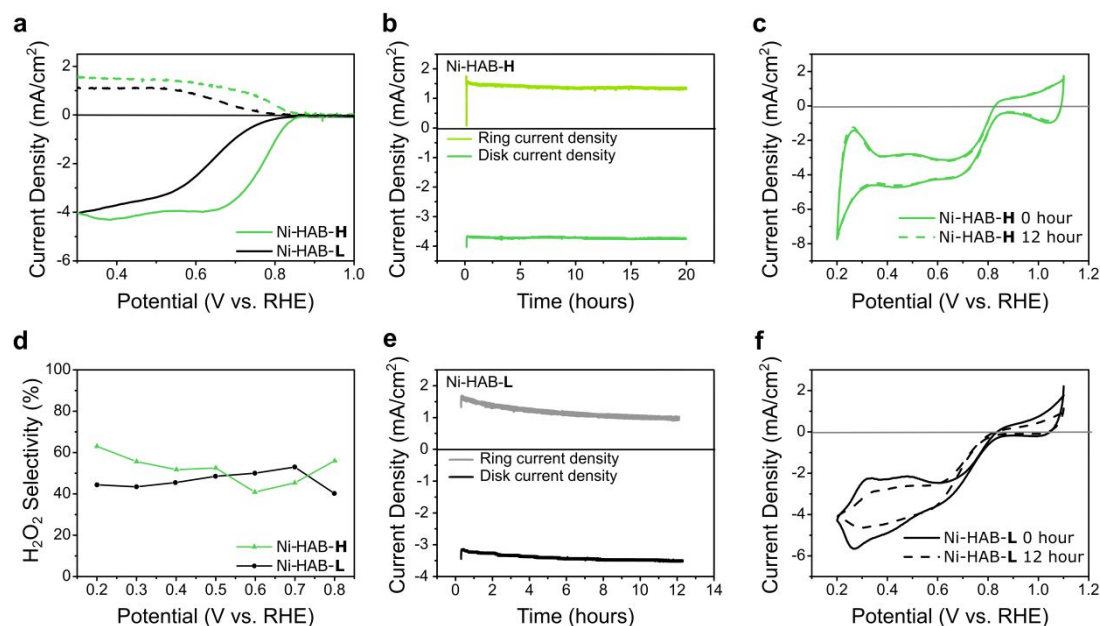


Figure 3 | a) RRDE measurements for Ni-HAB-H and Ni-HAB-L (The oxidative H_2O_2 ring currents are indicated by dashed line). b) Steady-state potentiostatic measurements at a saturation current of 0.5 V vs. RHE for Ni-HAB-H. c) RDE measurements for Ni-HAB-H before and after 12 hours of steady-state potentiostatic measurements at a saturation current at 0.5 V vs. RHE. d) Selectivity from the RRDE measurements for Ni-HAB systems. e) Steady-state potentiostatic measurements at a saturation current of 0.5 V vs. RHE for Ni-HAB-L f) RDE measurements for Ni-HAB-L before and after 12 hours of steady-state potentiostatic measurements at a saturation current of 0.5 V vs. RHE. The measurements in a, b, d, and e show H_2O_2 current at $\times 3.9$ for detection efficiency.

Cyclic voltammograms (CV) of the catalysts were measured on a glassy carbon rotating ring disk electrode (RRDE) setup mentioned in the Supporting Information with a spin rate of 1600 rpm. Catalysts were prepared by an ink-based drop-casting process. The net current presented was calculated by subtracting the double layer capacitance under high N_2 flow with the absence of O_2 . While scanning electron microscope (SEM) images reveal that there was no noticeable changes in size and morphology after the catalytic testing (Figure 2c), for the Ni-HAB-H sample, the onset potential was determined to be 0.8 V vs. RHE with fast kinetics, reaching the mass transport-limited current at 0.7 V vs. RHE. Despite the similarity in the selectivity, however, the onset potential of Ni-HAB-L is delayed compared to Ni-HAB-H. For

1
2
3
4 instance, an onset potential of 0.7 V vs. RHE and even higher overpotentials were
5 required to reach the limiting current, indicative of the relatively lower activity and
6 slower kinetics for Ni-HAB-L. This is likely attributed to less exposure of active sites
7 on the surface of Ni-HAB-L and/or slow mass transport. Because the high-crystallinity
8 product (Ni-HAB-H) contains more crystalline domains with better accessibility than
9 the low crystalline product, the more amorphous features of Ni-HAB-L results in a
10 lower density of exposed/accessible active sites as well as a slower mass transport.
11 Additionally, the ring current indicates that both Ni-HAB-H and Ni-HAB-L show a
12 moderate selectivity towards H₂O₂ of around 50% (Figure 3a,d) despite the
13 electrochemical active surface areas (ECSA) of the Ni-HAB-H and Ni-HAB-L being
14 comparable (Figure S1). Therefore, the enhancement in the reactivity of Ni-HAB-H
15 relative to Ni-HAB-L is most likely due to the enhancement in crystallinity and
16 conductivity rather than differences in intrinsic active site activity.
17
18
19
20
21
22
23
24
25
26
27
28
29
30

31 **Stability of Ni-HAB during the ORR**

32
33 Electrochemical stability under operating conditions is a crucial requirement for
34 catalyst performance. Steady-state potentiostatic measurements at a saturation current
35 of 0.5 V vs. RHE show that nearly 100% of the initial current density was retained over
36 the 20 h of potential hold for both the ring and disk currents on Ni-HAB-H (Figure 3b).
37 This indicates a more promising result compared with the previously reported Ni-HITP
38 structures with respect to their onset potential and the rate to reach the mass transport-
39 limited current.¹⁰ Additionally, a thorough stability test was performed at a lower
40 operating potential, which is at much harsher reducing potential than what is reported
41 for Ni-HITP. Both the ring and disk currents are recorded and have shown no major
42 changes in both the activity and selectivity over the 20 h testing period. Cyclic
43 voltammetry measurements before and after the 12 h potential hold show no change in
44 the entire potential region for the ORR (Figure 3c,f). The lower crystallinity sample,
45 Ni-HAB-L, however, showed a notable decrease in the ORR and H₂O₂ current over the
46 potential hold of 12 h and irreversible redox features as shown by cyclic voltammetry
47
48
49
50
51
52
53
54
55
56
57
58
59
60

1
2
3
4 in the 0.2-1.1 V vs. RHE voltage window. One plausible decomposition mechanism for
5 MOFs is the over-reduction of the metal center which causes further leaching of the
6 metal species out of the framework. Additionally, we believe that due to the lower
7 effective density of intrinsic M-N₄ active sites and the relatively lower conductivity of
8 Ni-HAB-**L** compare to its counterpart Ni-HAB-**H**, the electron transport (the assumed
9 rate determining step) is inhibited, resulting in slower onset kinetics.
10
11
12
13
14
15

16 **Electrical conductivity of M-HAB**

17
18 The electrical conductivities of bulk Ni-HAB catalysts were measured using four-
19 point probe measurements with pelletized powders. As expected, the more crystalline
20 Ni-HAB-**H** exhibited a conductivity over an order of magnitude larger than that of Ni-
21 HAB-**L** (conductivity of 1.050 and 0.086 S/cm for Ni-HAB-**H** and **L**, respectively). It
22 is worth noting that Ni-HAB-**H** presents a slightly lower Brunauer–Emmett–Teller
23 (BET) surface area of ~130 m²/g than that of Ni-HAB-**L** (~200 m²/g) which may be
24 ascribed to a lower contribution from the mesoporous regime arising from inter-particle
25 packing (Figure 2b). Therefore, the improvement in the ORR performance is less likely
26 due to surface area contributions but from the enhanced conductivity that results in
27 better electron transport to the active centers. As a result, despite the similarity in the
28 nature of the active center (Figure 3a, 4b), Ni-HAB-**H** demonstrated a faster increase
29 in the current towards the mass transport-limited region. The enhanced stability also
30 leads to improved cyclability and clearer redox features, which are believed to be
31 related to the reversible redox process upon the active centers.
32
33
34
35
36
37
38
39
40
41
42
43
44
45
46
47

48 **Theoretical activity of M-HAB**

49
50 Density functional theory (DFT) calculations were performed on M-HAB and M-
51 HITP systems to probe the origin of Ni-HAB's electrochemical activity. Adsorption
52 free energies of the intermediate species for the four-electron associative ORR
53 mechanism (see Figure 4c for mechanism) were computed from DFT energies and
54 vibrational free energy corrections according to previously developed models^{20,21} (see
55 Supporting Information for further computational details). By employing the
56
57
58
59
60

computational hydrogen electrode, the free energy diagrams of all systems were constructed (Figure 4a), from which the thermodynamic limiting potential (LP) (highest potential at which the ORR remains exergonic) was evaluated.²² The LP has an indirect, but positive, correlation with the experimentally observed onset potentials and as such is a useful metric by which to benchmark simulated catalyst materials. The theoretical LPs are summarized in an ORR activity volcano plot (see Figure 4b) which relates the LP to the adsorption free energy of the *OH intermediate (ΔG_{*OH}).

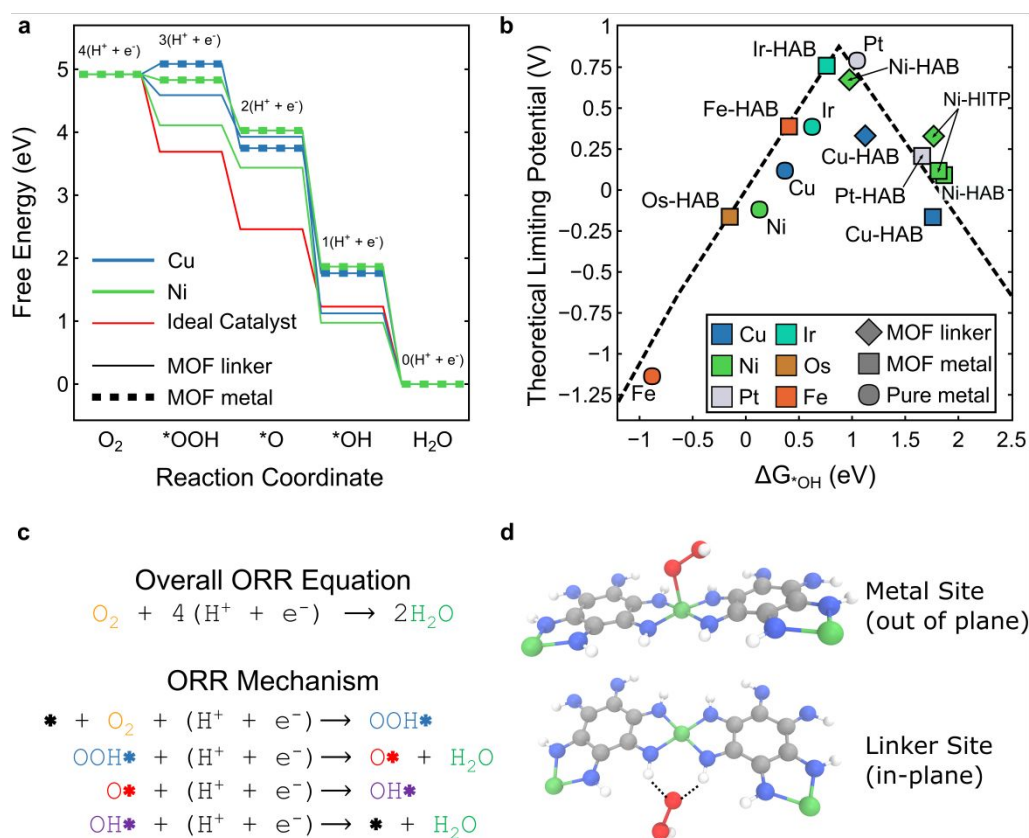


Figure 4 | a) Free energy diagram of Cu- and Ni-HAB for the four electron-transfer ORR mechanism with the ideal catalyst pathway shown in red. The linker-mediated pathway is shown in solid lines while the metal active sites are dotted. b) Theoretical ORR limiting potential volcano plot with the systems computed as well as other systems of interest obtained from literature. The volcano plot was determined by assuming “universal” scaling relations ($\Delta G_{*OOH} = \Delta G_{*OH} + 3.2$ and $\Delta G_{*O} = 2\Delta G_{*OH}$).²³ ORR data on Fe, Ni, Cu, Ir, and Pt were obtained from literature²³, while the data for Os-HAB, Fe-HAB, Ir-HAB, and Pt-HAB were reproduced from Yang *et al.*²⁴ c) Overall ORR chemical equation and the four electron-transfer associative ORR mechanism. Under the associative ORR mechanism, the reaction proceeds through three primary oxygen-

1
2
3 based intermediates: *OOH, *O, *OH. d) Chemical structure of Ni-HAB (oxygen: red;
4 hydrogen: white; nitrogen: blue; nickel: green). Metal and in-plane linker mediated
5 binding modes are shown. The energetics of all computed structures, as well as the
6 corresponding structure files, can be found at Catalysis-Hub.org.^{25,26}
7
8
9

10 Two sites were considered as active centers in the M-HAB/HITP frameworks, the
11 more conventional metal active site and an organic linker mediated active site (see
12 Figure 4d). The linker-mediated active site was motivated by recent work on the ORR
13 activity of M-HITP MOFs, a closely related system to M-HAB with larger nanopores
14 and honeycomb structure.^{15,27} Other notable theoretical work on the ORR activity of
15 2D frameworks include the work by Xiao *et al.* into $\text{TM}_3(\text{HHTP})_2$ and Zhang *et al.*'s
16 work on the hydroxylated analogue to M-HAB.^{28,29} Additional DFT calculations were
17 performed on Ni-HITP as well as Cu-HAB to elucidate the effects of linker and metal
18 identity on the ORR activity.
19
20
21
22
23
24
25
26

27 Figure 4a shows that both Ni- and Cu-HAB are generally weak-binding (higher
28 adsorption energies) materials relative to the ideal ORR catalyst (red line). In particular,
29 the metal binding site is considerably weak binding with the ΔG_{*OOH} , ΔG_{*O} , and ΔG_{*OH}
30 under-binding by 1.27, 1.43, 0.58 eV relative to the ideal ORR catalyst. Interestingly,
31 the in-plane linker binding site (Figure 4d, bottom) demonstrates significantly stronger
32 binding compared to the out-of-plane metal site (Figure 4d, top), with *OOH and *OH
33 binding 0.69 eV more strongly at the linker sites. The unusually strong linker binding
34 energies could be due to the phenomenon of “strong resonance-assisted hydrogen
35 bonding” observed for other highly conjugated organic systems and/or to the fact that
36 the relatively small honey-comb pore of M-HAB allows for up to four hydrogen bonds
37 with the adsorbates (see Supporting Information Section 4.4 for further analysis of the
38 linker binding site for Ni-HAB).³⁰ Due to the linker site's stronger oxygen binding, the
39 theoretical limiting potential is enhanced from 0.1 to 0.67 V for Ni-HAB (experimental
40 onset of 0.8 V vs RHE at 1 mA/cm²) and from -0.2 to 0.3 V for Cu-HAB. The stronger
41 and more favorable ORR energetics at the organic linker thus support a linker-mediated
42 mechanism.
43
44
45
46
47
48
49
50
51
52
53
54
55
56
57
58

59 The ORR activity volcano (Figure 4b) relates the ORR LP to the adsorption energy
60

of ΔG_{*OH} by invoking scaling relations to express the adsorption energies of $*OOH$ and $*O$ in terms of ΔG_{*OH} .^{31,32} Figure 4b shows that the metal binding sites for Ni-HAB, Cu-HAB and Ni-HITP (squares) lie to the right of the volcano maximum ($\Delta G_{*OH} = 0.86$ eV) and therefore bind $*OH$ too weakly to have high activity. Conversely, the linker-mediated mechanism on Ni-HAB has strengthened $*OH$ binding resulting in a high LP (0.67 V) that is comparable to platinum. Comparing the M-HAB and M-HITP motifs for M = Ni, Figure 4b shows that the activity on the metal site is similar between these two MOF structures, with limiting potentials of 0.10 V and 0.12 V vs. RHE and $*OH$ free energies of adsorption ($\Delta G_{ads,*OH}$) of 1.87 and 1.81 eV, respectively. Conversely, the activity and $*OH$ adsorption free energies vary drastically between the linker centered pathway [$\Delta\Delta G_{ads,*OH}(HITP - HAB) = 0.8$ eV and $\Delta LP(HITP - HAB) = 0.3$ V vs. RHE], indicating that the linker may play an important role in modulating the ORR activity in 2D c-MOFs containing M-N₄ sites. Additional computational data for M-HAB was included from a recent report²⁴ for M = Os, Fe, Ir, and Pt, and the activities for the corresponding pure metal crystals are reproduced from literature.²² In general, the pure metal crystals bind much stronger than the corresponding M-HAB catalyst, which presents an interesting avenue to activate transition metals on the strong binding side of the volcano by supporting them into an HAB framework.

CONCLUSION

Herein we demonstrated the synthesis of M-HAB (M = Ni, Cu) catalysts of varying crystallinity/conductivity via synthetic modulation and successfully studied the contribution of crystallinity/conductivity towards the ORR behavior of these systems. Ni-HAB-**H** exhibits an earlier onset potential compared to the catalyst with poorer crystallinity, possibly due to the fewer defects and better electron conduction in Ni-HAB-**H**. The catalytic performance was largely dependent on the metal species with Cu-HAB being much less active and stable under the given electrochemical potential. Additionally, our theoretical modeling suggests that the in-plane linker site acts as the active center. In addition to being a promising candidate for ORR fuel cell applications,

1
2
3
4 the favorable stability of Ni-HAB may also allow for the elucidation of the ORR
5 pathway on the M-HAB platform via future *in-situ* studies.
6
7

8 9 **SUPPORTING INFORMATION**

10
11 The Supporting Information is available free of charge at ACS.

12
13 Additional supplementary figures and experimental and computational methodologies
14 (PDF)
15
16

17 18 **EXPERIMENTAL SECTION**

19 20 **Materials and instrumentations**

21
22 All reagents and starting materials were purchased from Sigma-Aldrich or Alfa
23 Aesar and were used without further purification. Hexaaminobenzene (HAB) was
24 synthesized according to literature.³³ Powder X-ray diffraction was carried out on a
25 BRUKER D8 Venture Single Crystal Diffractometer equipped with a Cu-sealed tube
26 ($\lambda = 1.54 \text{ \AA}$) using capillary at 50 kV and 1 mA. Scanning electron microscopy (SEM)
27 analysis was performed on a field emission-scanning electron microscope (Magellan
28 400 XHR) at 5 kV. Gas adsorption was measured using a Micromeritics ASAP 2020
29 and the BET surface areas were calculated using its software. Electrical conductivity
30 measurements were carried out using a Keithley 4200 SCS parameter analyzer.
31
32
33
34
35
36
37
38
39
40

41 42 **Synthesis of Ni-HAB-H with *high* crystallinity**

43
44 A solution of 105 mg (0.36 mmol) of nickel nitrate hexahydrate $[\text{Ni}(\text{NO}_3)_2 \cdot 6\text{H}_2\text{O}]$
45 was dissolved in the mixture of 25 mL of DMF (Dimethylformamide) and 20 mL of
46 water in a round bottom flask. The solution was preheated on the oil bath at 75 °C for
47 15 mins. Afterward, 50 mg HAB·3 HCl (0.18 mmol) in 5 mL H₂O was added into the
48 nickel nitrate solution while stirring in open air. 180 μL of 6 M aqueous ammonium
49 hydroxide (NH₄OH) (1.08 mmol, 6 equiv. to HAB) was added immediately. This
50 mixture was stirred in air for 2 h at 75 °C. The resulting black powder was filtered and
51 subsequently washed with water. Finally, the solid was washed with acetone and dried
52 under vacuum at 80 °C for 2 h.
53
54
55
56
57
58
59
60

Synthesis of Ni-HAB-L with *low* crystallinity

A solution of 21 mg (0.072 mmol) of nickel nitrate hexahydrate [Ni(NO₃)₂·6H₂O] was dissolved in 5 mL of water. 10 mg HAB·3 HCl (0.036 mmol) in 10 mL H₂O was then added into the nickel nitrate solution under stirring in open air. 60 μL of 6 M aqueous ammonium hydroxide (NH₄OH) (0.36 mmol, 10 equiv. to HAB) was added immediately. This mixture was stirred in an open vial for an hour at room temperature. The resulting black powder was filtered, and then washed with water. Finally, the solid was washed with acetone and dried under vacuum at 80 °C for 2 h.

Electrochemical and chemical stability tests

Stability tests of M-HAB were performed in a KOH aqueous buffer solution (0.1 M). As-synthesized samples (~ 10 mg) were suspended in 2 mL of 0.1 M KOH for 24 h at room temperature. Afterward, the sample was further washed with water and acetone. All samples were subsequently treated by typical activation procedures mentioned previously. After being dried under vacuum for 3 h at 75 °C the samples were degassed on the ASAP2420 adsorption system for 2 h at 80 °C. These samples were then measured for N₂ sorption at 77 K. Finally, all samples were characterized by powder X-ray diffraction to confirm the crystallinity (Figure 2a).

Electrochemical stability of the materials was tested by holding the potential at 0.5 V vs. RHE for 12 h and the current was measured during the process. Three regular 10 mV/s scans between 0.2 and 1.1 V vs. RHE were conducted before and after the 12-hour potential hold to ascertain the change in activity over time.

Electrochemical characterizations

All electrochemical testing was carried out under alkaline conditions with 0.1 M KOH in water (Fisher Chemical 1 kg P250-1 Potassium Hydroxide Certified ACS). The pH was measured to be 13 by a pH meter unless otherwise noted. The measurements were conducted through either a rotation ring disk electrode (RRDE) or rotation disk electrode (RDE) setup in a four/three electrode setup utilizing a graphite rod counter electrode with an Ag/AgCl reference electrode.

Catalysts were prepared through an ink-based drop-casting process. For testing in alkaline solutions, the working electrode ink was prepared by mixing 1 mg of the catalyst, 98 μL of ethanol and 2 μL of cation-exchanged Nafion 117 solution (Sigma-

1
2
3
4 Aldrich). 10 μL of the resulting catalyst ink was then drop-casted onto a glassy carbon
5 (GC) disk working electrode (Sigradur G HTW Hochtemperatur-Werkstoffe GmbH)
6 by two rounds of casting, 5 μL each time. The glassy carbon disks are rotated at an
7 initial rate of 300 rpm and advanced to 600 rpm to obtain a final catalyst loading of
8 0.51 mg/cm^2 .
9
10
11
12

13 Electrochemical measurements were carried out by sweeping the disk potential
14 between 0.2 V and 1.1 V vs. RHE at 10 mV/s while holding the Pt ring electrode at 1.2
15 V vs. RHE to oxidize H_2O_2 species formed on the disc electrode, allowing for ORR
16 product quantification. The potential scale was calibrated to the reversible hydrogen
17 electrode (RHE) using a Pt wire (Sigma-Aldrich) as the working electrode in an H_2 -
18 saturated electrolyte, and a value of 0.959 V, referenced to RHE, was obtained. The
19 ORR activity was determined by subtracting the current obtained in an N_2 -saturated
20 electrolyte from that obtained in an O_2 -saturated electrolyte. The system's ring
21 collection efficiency was determined to be 0.2545 using the reversible $[\text{Fe}(\text{CN})_6]^{4-/3-}$
22 redox couple (+0.36 vs. SHE). The selectivity of H_2O_2 can be calculated according to
23 eq. 1:
24
25
26
27
28
29
30
31
32
33

$$34 \quad \text{H}_2\text{O}_2(\%) = 200 \frac{I_{\text{R}}/N}{I_{\text{D}} + I_{\text{R}}/N} \quad (\text{eq. 1})$$

35 where I_{R} is the ring current, I_{D} is the disk current, and N is the collection efficiency.
36
37
38
39
40

41 **Electrical conductivity measurements**

42 The pellets (3.175 mm diameter, 200–300 μm thickness) for conductivity
43 measurement were prepared by cold isostatic pressing using commercial pressing
44 equipment (MTI Corporation). Electrical conductivity of pellets of Co-HAB were
45 measured by the four-point probe method at 25 $^\circ\text{C}$. A pellet was placed on a glass slide
46 and mounted into a 4-arm probe station (Lakeshore). Four tungsten tip probes made
47 contact with the pellet at a spacing of 0.75 mm apart. The chamber was evacuated to
48 (*ca.* few 10⁻⁴ mbar) for 24 hours prior to measurement to avoid the influence of oxygen
49 and moisture. Electrical data were collected in the dark with a Keithley 4200 SCS
50 parameter analyzer.
51
52
53
54
55
56
57
58
59
60

Computational methodology

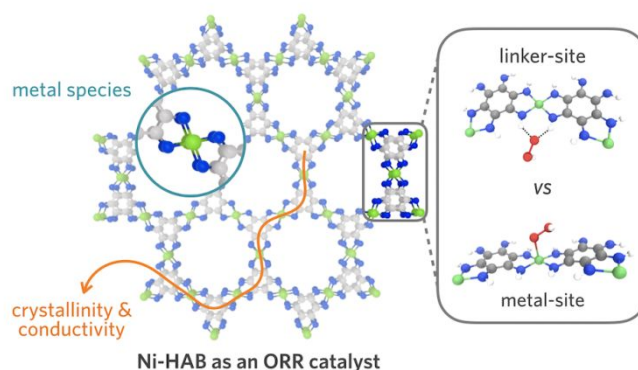
Density functional theory calculations were performed for $^*\text{OOH}$, $^*\text{O}$, and $^*\text{OH}$ species adsorbed on M-HAB and Ni-HITP catalyst materials to compute the free energy reaction pathway for the ORR. Adsorption energies were corrected by computing entropy, zero-point energy, and heat capacity contributions of the adsorbed species under the harmonic oscillator approximation.

Theoretical limiting potentials defined by the highest positive bias at which the ORR remains thermodynamically favorable were calculated for all systems of interest and summarized in a volcano plot. Further details on the DFT methodology, calculation of adsorption free energies, and other computational methodologies can be found in the Supporting Information.

ACKNOWLEDGMENT

J.P. acknowledges support from the Dreyfus Foundation Postdoctoral Fellowship for Environmental Chemistry. This work partially was supported by the Toyota Research Institute. Some of the computing for this project was performed on the Sherlock cluster. We would like to thank Stanford University and the Stanford Research Computing Center for providing computational resources and support that contributed to these research results. Special thanks to Profs. Dawei Feng, Drew Higgins, and Dr. Shucheng Chen for their valuable help.

TOC figure



References

- 1
- 2
- 3
- 4 (1) Bashyam, R.; Zelenay, P. A Class of Non-Precious Metal Composite Catalysts for Fuel Cells *Nature*
- 5 **2006**, *443*, 63-66.
- 6 (2) Chen, Z.; Chen, S.; Siahrostami, S.; Chakhranont, P.; Hahn, C.; Nordlund, D.; Dimosthenis, S.;
- 7 Nørskov, J. K.; Bao, Z.; Jaramillo, T. F. Development of a Reactor with Carbon Catalysts for Modular-
- 8 Scale, Low-Cost Electrochemical Generation of H₂O₂ *React. Chem. & Eng.* **2017**, *2*, 239-245.
- 9 (3) Kim, H. W.; Park, H.; Roh, J. S.; Shin, J. E.; Lee, T. H.; Zhang, L.; Cho, Y. H.; Yoon, H. W.; Bukas,
- 10 V. J.; Guo, J.; Park, H. B.; Han, T. H.; McCloskey, B. D. Carbon Defect Characterization of Nitrogen-
- 11 Doped Reduced Graphene Oxide Electrocatalysts for the Two-Electron Oxygen Reduction Reaction
- 12 *Chem. Mater.* **2019**, *31*, 3967-3973.
- 13 (4) Chen, Z.; Higgins, D.; Yu, A.; Zhang, L.; Zhang, J. A Review on Non-Precious Metal
- 14 Electrocatalysts for PEM Fuel Cells *Energy Environ. Sci.* **2011**, *4*, 3167-3192.
- 15 (5) Li, Y.; Li, Q.; Wang, H.; Zhang, L.; Wilkinson, D. P.; Zhang, J. Recent Progresses in Oxygen
- 16 Reduction Reaction Electrocatalysts for Electrochemical Energy Applications *Electrochem. Energy Rev.*
- 17 **2019**, *2*, 518-538.
- 18 (6) Zagal, J. H.; Koper, M. T. M. Reactivity Descriptors for the Activity of Molecular Mn₄ Catalysts
- 19 for the Oxygen Reduction Reaction *Angew. Chem. Int. Ed.* **2016**, *55*, 14510-14521.
- 20 (7) Kruusenberg, I.; Mondal, J.; Matisen, L.; Sammelselg, V.; Tammeveski, K. Oxygen Reduction on
- 21 Graphene-Supported MN₄ Macrocycles in Alkaline Media *Electrochem. Commun.* **2013**, *33*, 18-22.
- 22 (8) To, J. W. F.; Ng, J. W. D.; Siahrostami, S.; Koh, A. L.; Lee, Y.; Chen, Z.; Fong, K. D.; Chen, S.;
- 23 He, J.; Bae, W.-G.; Wilcox, J.; Jeong, H. Y.; Kim, K.; Studt, F.; Nørskov, J. K.; Jaramillo, T. F.; Bao, Z.
- 24 High-Performance Oxygen Reduction and Evolution Carbon Catalysis: From Mechanistic Studies to
- 25 Device Integration *Nano Res.* **2017**, *10*, 1163-1177.
- 26 (9) Chen, Y.; Ji, S.; Chen, C.; Peng, Q.; Wang, D.; Li, Y. Single-Atom Catalysts: Synthetic Strategies
- 27 and Electrochemical Applications *Joule* **2018**, *2*, 1242-1264.
- 28 (10) Feng, D.; Lei, T.; Lukatskaya, M. R.; Park, J.; Huang, Z.; Lee, M.; Shaw, L.; Chen, S.; Yakovenko,
- 29 A. A.; Kulkarni, A.; Xiao, J.; Fredrickson, K.; Tok, J. B.; Zou, X.; Cui, Y.; Bao, Z. Robust and
- 30 Conductive Two-Dimensional Metal–Organic Frameworks with Exceptionally High Volumetric and
- 31 Areal Capacitance *Nat. Energy* **2018**, *3*, 30-36.
- 32 (11) Downes, C. A.; Marinescu, S. C. Electrocatalytic Metal–Organic Frameworks for Energy
- 33 Applications *ChemSusChem* **2017**, *10*, 4374-4392.
- 34 (12) Lahiri, N.; Lotfizadeh, N.; Tsuchikawa, R.; Deshpande, V. V.; Louie, J. Hexaaminobenzene as a
- 35 Building Block for a Family of 2D Coordination Polymers *J. Am. Chem. Soc.* **2017**, *139*, 19-22.
- 36 (13) Jiao, L.; Wang, Y.; Jiang, H.-L.; Xu, Q. Metal–Organic Frameworks as Platforms for Catalytic
- 37 Applications *Adv. Mater.* **2018**, *30*, 1703663.
- 38 (14) Gascon, J.; Corma, A.; Kapteijn, F.; Llabrés i Xamena, F. X. Metal Organic Framework Catalysis:
- 39 Quo Vadis? *ACS Catal.* **2014**, *4*, 361-378.
- 40 (15) Miner, E. M.; Gul, S.; Ricke, N. D.; Pastor, E.; Yano, J.; Yachandra, V. K.; Van Voorhis, T.; Dincă,
- 41 M. Mechanistic Evidence for Ligand-Centered Electrocatalytic Oxygen Reduction with the Conductive
- 42 MOF Ni₃(Hexaiminotriphenylene)₂ *ACS Catal.* **2017**, *7*, 7726-7731.
- 43 (16) Miner, E. M.; Fukushima, T.; Sheberla, D.; Sun, L.; Surendranath, Y.; Dincă, M. Electrochemical
- 44 Oxygen Reduction Catalysed by Ni₃(Hexaiminotriphenylene)₂ *Nat. Commun.* **2016**, *7*, 10942-10942.
- 45 (17) Gao, G.; Waclawik, E. R.; Du, A. Computational Screening of Two-Dimensional Coordination
- 46 Polymers as Efficient Catalysts for Oxygen Evolution and Reduction Reaction *J. Catal.* **2017**, *352*, 579-
- 47 585.
- 48
- 49
- 50
- 51
- 52
- 53
- 54
- 55
- 56
- 57
- 58
- 59
- 60

- (18) Sheberla, D.; Sun, L.; Blood-Forsythe, M. A.; Er, S.; Wade, C. R.; Brozek, C. K.; Aspuru-Guzik, A.; Dincă, M. High Electrical Conductivity in Ni₃(2,3,6,7,10,11-Hexamino-triphenylene)₂, a Semiconducting Metal–Organic Graphene Analogue *J. Am. Chem. Soc.* **2014**, *136*, 8859–8862.
- (19) Ben Liew, K.; Daud, W. R. W.; Ghasemi, M.; Leong, J. X.; Su Lim, S.; Ismail, M. Non-Pt Catalyst as Oxygen Reduction Reaction in Microbial Fuel Cells: A Review *Int. J. Hydrogen. Energ* **2014**, *39*, 4870–4883.
- (20) Man, I. C.; Su, H.-Y.; Calle-Vallejo, F.; Hansen, H. A.; Martínez, J. I.; Inoglu, N. G.; Kitchin, J.; Jaramillo, T. F.; Nørskov, J. K.; Rossmeisl, J. Universality in Oxygen Evolution Electrocatalysis on Oxide Surfaces *ChemCatChem* **2011**, *3*, 1159–1165.
- (21) Rossmeisl, J.; Qu, Z. W.; Zhu, H.; Kroes, G. J.; Nørskov, J. K. Electrolysis of Water on Oxide Surfaces *J. Electroanal. Chem.* **2007**, *607*, 83–89.
- (22) Nørskov, J. K.; Rossmeisl, J.; Logadottir, A.; Lindqvist, L.; Kitchin, J. R.; Bligaard, T.; Jónsson, H. Origin of the Overpotential for Oxygen Reduction at a Fuel-Cell Cathode *J. Phys. Chem. B* **2004**, *108*, 17886–17892.
- (23) Kulkarni, A.; Siahrostami, S.; Patel, A.; Nørskov, J. K. Understanding Catalytic Activity Trends in the Oxygen Reduction Reaction *Chem. Rev.* **2018**, *118*, 2302–2312.
- (24) Yang, X.; Hu, Q.; Hou, X.; Mi, J.; Zhang, P. Oxygen Reduction Reaction on M₃(Hexaiminobenzene)₂: A Density Function Theory Study *Catal. Commun.* **2018**, *115*, 17–20.
- (25) Flores, R. A. M-HAB Surface Adsorption Dataset; <https://www.Catalysis-Hub.Org/Publications/Park2d2019> (accessed June 1, 2020).
- (26) Winther, K. H.; Max J.; Mamun, Osman; Boes, Jacob R.; Nørskov, Jens K.; Bajdich, Michal Catalysis-Hub.Org: An Open Electronic Structure Database for Surface Reactions, **2018**, chemrxiv.7336094.v2. *ChemRxiv* (accessed June 1, 2020).
- (27) Lian, Y.; Yang, W.; Zhang, C.; Sun, H.; Deng, Z.; Xu, W.; Song, L.; Ouyang, Z.; Wang, Z.; Guo, J.; Peng, Y. Unpaired 3d Electrons on Atomically Dispersed Cobalt Centres in Coordination Polymers Regulate Both Oxygen Reduction Reaction (Orr) Activity and Selectivity for Use in Zinc–Air Batteries *Angew. Chem. Int. Ed.* **2020**, *59*, 286–294.
- (28) Xiao, B. B.; Liu, H. Y.; Jiang, X. B.; Yu, Z. D.; Jiang, Q. A Bifunctional Two Dimensional Tm₃(Hhpt)₂ Monolayer and Its Variations for Oxygen Electrode Reactions *RSC Advances* **2017**, *7*, 54332–54340.
- (29) Zhang, J.; Zhou, Z.; Wang, F.; Li, Y.; Jing, Y. Two-Dimensional Metal Hexahydroxybenzene Frameworks as Promising Electrocatalysts for an Oxygen Reduction Reaction *ACS Sus. Chem. & Eng.* **2020**, *8*, 7472–7479.
- (30) Wu, C.-H.; Ito, K.; Buytendyk, A. M.; Bowen, K. H.; Wu, J. I. Enormous Hydrogen Bond Strength Enhancement through π -Conjugation Gain: Implications for Enzyme Catalysis *Biochemistry* **2017**, *56*, 4318–4322.
- (31) Calle-Vallejo, F.; Martínez, J.; García-Lastra, J. M.; Rossmeisl, J.; Koper, M. *Physical and Chemical Nature of the Scaling Relations between Adsorption Energies of Atoms on Metal Surfaces*, **2012**; Vol. 108.
- (32) Abild-Pedersen, F.; Greeley, J.; Studt, F.; Rossmeisl, J.; R Munter, T.; Moses, P.; Skúlason, E.; Bligaard, T.; K Nørskov, J. *Scaling Properties of Adsorption Energies for Hydrogen-Containing Molecules on Transition-Metal Surfaces*, **2007**; Vol. 99.
- (33) Mahmood, J.; Kim, D.; Jeon, I.-Y.; Lah, M. S.; Baek, J.-B. *Scalable Synthesis of Pure and Stable Hexaaminobenzene Trihydrochloride*, *Synlett* **2013**, *24*, 246–248.

1
2
3
4
5
6
7
8
9
10
11
12
13
14
15
16
17
18
19
20
21
22
23
24
25
26
27
28
29
30
31
32
33
34
35
36
37
38
39
40
41
42
43
44
45
46
47
48
49
50
51
52
53
54
55
56
57
58
59
60