



On the influence of moisture and load variations on the strength behavior of wood

Nielsen, Lauge Fuglsang

Published in:

On the influence of moisture and load variations on the strength behavior of wood

Publication date:

2005

Document Version

Early version, also known as pre-print

[Link back to DTU Orbit](#)

Citation (APA):

Nielsen, L. F. (2005). On the influence of moisture and load variations on the strength behavior of wood. In *On the influence of moisture and load variations on the strength behavior of wood* Association ARBORA, France.

General rights

Copyright and moral rights for the publications made accessible in the public portal are retained by the authors and/or other copyright owners and it is a condition of accessing publications that users recognise and abide by the legal requirements associated with these rights.

- Users may download and print one copy of any publication from the public portal for the purpose of private study or research.
- You may not further distribute the material or use it for any profit-making activity or commercial gain
- You may freely distribute the URL identifying the publication in the public portal

If you believe that this document breaches copyright please contact us providing details, and we will remove access to the work immediately and investigate your claim.

On the influence of moisture and load variations on the strength behavior of wood

Lauge Fuglsang Nielsen
Department of Civil Engineering
Technical University of Denmark
DK-2800 Lyngby, Denmark

Abstract: It is demonstrated in this paper that the influence of moisture- and load variations on lifetime and residual strength (re-cycle strength) of wood can be considered by theories previously developed by the author. The common, controlling factor is creep, which can be modified very easily by introducing a special moisture dependent relaxation time in the well-known Power-Law creep expression.

Because basic failure mechanisms in wood are invariant with respect to loading modes, it is suggested that a number of methods used in design of wood structures can be generalized/simplified to apply irrespective of loading modes and moisture conditions. Reliability studies may become more 'reliable' as the result of recognizing property distributions to be related.

Keywords: Moisture variation, load variation, Power-Law creep, lifetime, fatigue, residual strength (re-cycle strength).

1. INTRODUCTION

The intension of this paper is to simplify the models used in practical design of wood structures. The models should be based on the fewest possible real basic mechanical parameters for classification of (damage) structure and viscoelasticity.

The specific examples considered in this paper is lifetime of wood as influenced by moisture- and load variations. It is demonstrated in this paper that lifetime under these actions can be considered by the same damage mechanisms, which have been established previously for constant moisture conditions, see [1]. We do not need two different failure mechanisms. One is enough: Damages expand in a solid, the viscoelastic properties of which changes because of moisture variations.

The format of the paper presented is that of an operational summary of property predictions made by the author's DVM-theory (Damaged Viscoelastic Material) presented/developed in [1,2,3]. (Recently the most important prediction formulas have been summarized in [4]). The text of the paper is rather brief. Only very few theoretical explanations are presented. Such must be studied in the original papers just mentioned and in some further references listed at the end of the paper. An extended version of this paper with more examples is presented in [5].

1.1 Material properties

Creep

The viscoelastic behavior of wood can be very well described by the so-called Power-Law (normalized) creep expression presented in Equation 1. The expression is quantified by the constant creep power b (of magnitude $1/3 - 1/5$) - and the relaxation time τ , which depends on a homogeneously distributed moisture content of $u(\%)$ as indicated. Time is denoted by t .

$$C = 1 + \left(\frac{t}{\tau}\right)^b \quad \text{with relaxation time } \tau = \tau_{15} * 10^{(15-u)/10} \quad \text{where} \quad (1)$$

$$\tau_{15} \approx \begin{cases} 10^4 - 10^5 \text{ days for bulk creep} \\ 10 \text{ days for creep in damaged areas, cracks} \end{cases} \quad \text{is relaxation time at } u = 15\%$$

Quality

Wood quality is defined as immediate strength, σ_{CR} , relative to theoretical (un-damaged) strength, σ_L . We introduce the symbol, $FL = \sigma_{CR}/\sigma_L$, for strength level (or wood quality) which can be estimated from Figure 1.

Remark: It is noticed that strength levels analytically considered in this paper are $FL < 1/3$, which covers most wood in practice. For analysis of wood with higher strength levels some modifications have to be introduced, see [4].

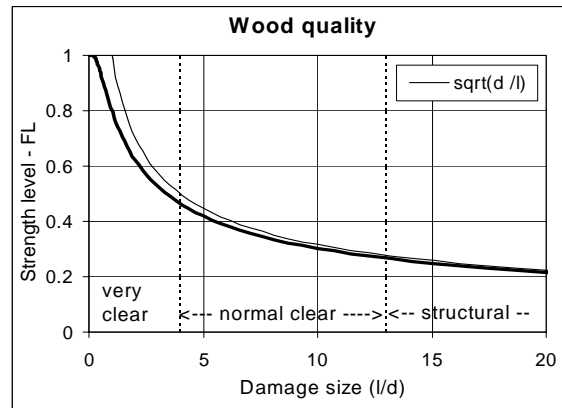


Figure 1. Wood quality estimated from damage size, l , relative to the damage nucleus (inherent defect) $d = 0.3 \text{ mm}$.

2. LIFETIME AT CONSTANT MOISTURE

Lifetime expressions for wood at constant moisture conditions are presented in the following sections. Symbols used are load level, $SL = \sigma/\sigma_{CR}$, which is load applied (σ) relative to strength (σ_{CR}) and damage ratio, $\kappa = \ell/\ell_0$, which is immediate (time dependent) damage size (ℓ) relative to its initial size (ℓ_0).

2.1 Constant load

At constant load, lifetime of wood can be predicted by the following Equation 2, which expands as shown in Equation 2 for wood with special creep powers. We notice that all expressions are fully dimensionless with respect to strength, load, and time.

For κ expanding from 1 to the critical damage ratio $\kappa_{CR} = 1/SL^2$ the second term in Equation 2 can be used to determine residual strength (re-cycle strength), $S_R = \sigma_{CR}(t)/\sigma_{CR} = 1/\sqrt{\kappa}$. The

damage rate expression applies also for variable loads as long as positive rates are predicted.

$$\frac{d\kappa}{dt} = \frac{(\pi FL)^2}{8q\tau} \frac{\kappa SL^2}{[(\kappa SL^2)^{-1} - 1]^{1/b}} \quad \text{with } q = \left[\frac{(1+b)(2+b)}{2} \right]^{1/b} \quad (\text{damage rate}) \Rightarrow$$

$$\frac{t}{\tau} = (1/SL^2 - 1)^{1/b} + \frac{8q}{\pi^2 FL^2 SL^2} \int_{1/(\kappa SL^2) - 1}^{1/SL^2 - 1} \frac{x^{1/b}}{1+x} dx \quad (\text{damage-time relation}) \quad (2)$$

$$\frac{t_{CAT}}{\tau} = (1/SL^2 - 1)^{1/b} + \frac{8q}{\pi^2 FL^2 SL^2} \int_0^{1/SL^2 - 1} \frac{x^{1/b}}{1+x} dx \quad (\text{lifetime, where } \kappa = \kappa_{CR} = 1/SL^2)$$

$$\frac{t_{CAT}}{\tau} = \mu^{1/b} + \frac{1}{(FL * SL)^2} \left\{ \begin{array}{l} 3.17 * \left[\frac{\mu^4}{4} - \frac{\mu^3}{3} + \frac{\mu^2}{2} - \mu + \log(\mu + 1) \right] \quad b = \frac{1}{4} \\ 3.25 * \left[\frac{\mu^5}{5} - \frac{\mu^4}{4} + \frac{\mu^3}{3} - \frac{\mu^2}{2} + \mu - \log(\mu + 1) \right] \quad b = \frac{1}{5} \end{array} \right\} \quad \text{with } \mu = \frac{1}{SL^2} - 1 \quad (3)$$

Predicted lifetime results are compared in Figures 2 and 3 with experimental data obtained by Hoffmeyer in his work [6,7] on failure of wood as influenced by moisture and duration of load. The results of a residual strength analysis based on the Hoffmeyer moisture data ($u \equiv 20\%$), are presented in Figure 4.

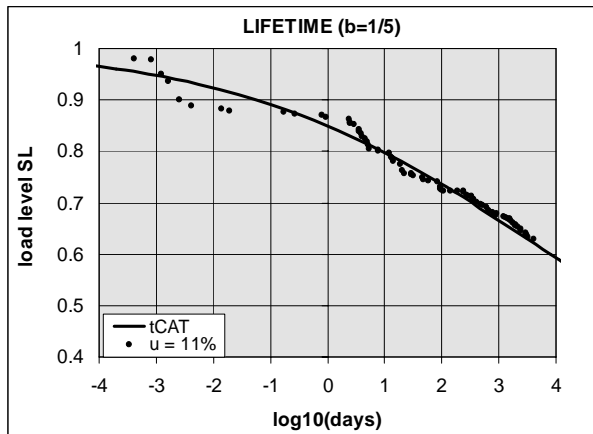


Figure 2. $FL = 0.25$, $\tau = 25.4$ days. $u \equiv 11\%$. Experimental data: P. Hoffmeyer [6,7].

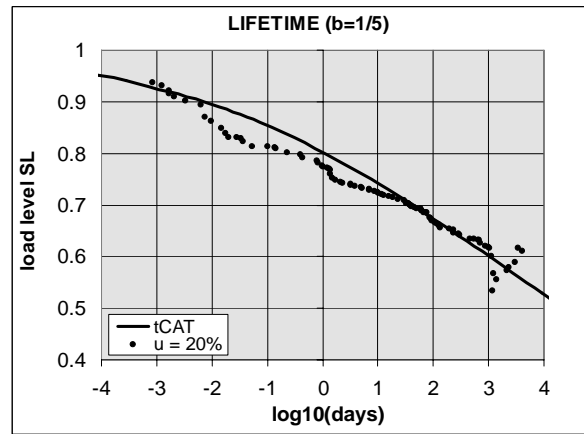


Figure 3. $FL = 0.25$, $\tau = 3.20$ days. $u \equiv 20\%$. Experimental data: P. Hoffmeyer [6,7].

2.2 Variable load (fatigue)

Lifetime solutions for wood subjected to harmonic loads such as shown in Figure 5 are developed in [1] following the energy dissipation in damaged areas (cracks) as it develops with time. Two mechanisms are involved: A creep mechanism and a crack closure mechanism. Catastrophic failure occurs when the total dissipation becomes critical. The theory developed is strongly justified by various experiments – such as presented in Bach [8] and MacNatt [9,10] – see Figures 6 and 7. As for constant loads any prediction expression is presented dimensionless, and can be used for any wood quality and relaxation time (constant moisture content).

Design graphs

The analytical solutions in [1] are quite complicated. Easy design graphs are therefore developed as outlined in Equations 4 and 5. The design graphs are based on the following observations made from the accurate analysis: Lifetime can practically be described as elastic fatigue

at non-dimensional load frequencies $f^*\tau > 10^5$ – and as deadload lifetime at frequencies $f^*\tau < 10$. In a transition area $10 < f^*\tau < 10^5$, where both creep and elastic fatigue mechanisms are active, approximate solutions can be found by linear log-log interpolation as indicated in subsequent Figures 12 - 15. The constants C and M are so-called fatigue parameters. Throughout this paper an average of $(C,M) = (3,9)$ from [1] is used. Equation 5 applies safely for load ratios, $p < 0.5$. For higher load ratios the transition area has to be shifted to the right [1]).

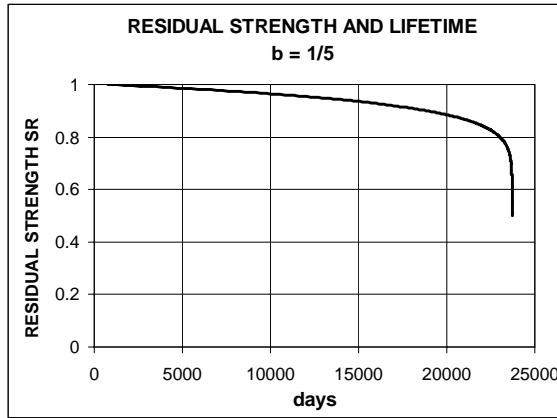


Figure 4. Residual strength for wood of quality $FL = 0.25$. Moisture content $u \equiv 20\%$ ($\tau = 3.2$ days). Load is $SL = 0.5$

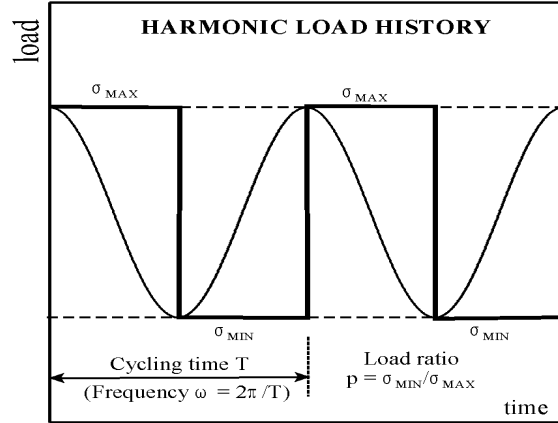


Figure 5. Variable load considered. (In analysis square wave load is assumed).

Elastic lifetime analysis:	$N_{CAT} = \frac{1}{G SL_{MAX}^2} \left[\frac{1 - SL_{MAX}^{M-2}}{(M-2)SL_{MAX}^{M-2}} - \frac{1 - SL_{MAX}^{M-4}}{(M-4)SL_{MAX}^{M-4}} \right] \quad \text{with } G = \frac{CFL^2}{13} \left[\frac{1-p^2}{2} \right]^M \quad (4)$ $t_{CAT} = N_{CAT} * T = N_{CAT} / f$
Viscoelastic lifetime analysis for $p < 0.5$	$\begin{cases} \text{dead load (Eq. 2) when } f\tau < 10 \\ \text{elastic fatigue (Eq. 4) when } f\tau > 10^5 \\ \text{straigh line log-log interpolation when } 10 < f\tau < 10^5 \end{cases} \quad (5)$

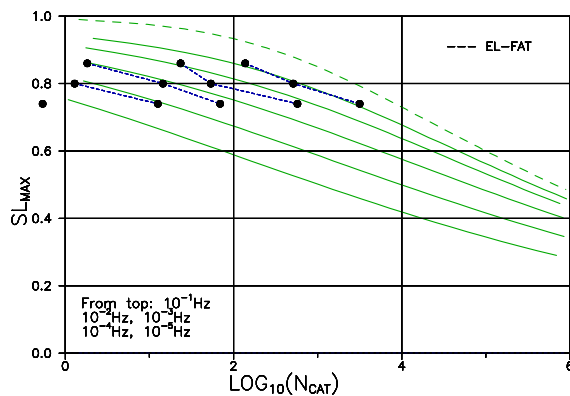


Figure 6. Fatigue of spruce compressed parallel to grain with $p = 0$. Experimental data from [8]. Elastic fatigue indicated is predicted lifetime at very high frequencies.

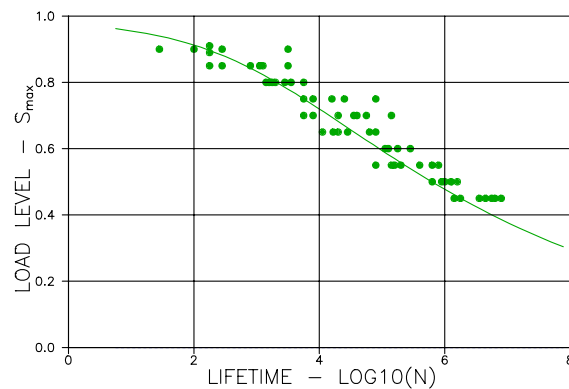


Figure 7. Lifetime of particleboards and hardboards loaded in tension and interlaminar shear with $(p,f) = (0.1, 15 \text{ Hz})$. Experimental data from [9,10].

3. LIFETIME AT VARIABLE MOISTURE

3.1 Generalized creep

Moisture variation and distribution

The moisture distribution in a cross-section of a wood beam is described with the following expressions suggested in [11] with α being a so-called moisture flow relaxation time. u_S and u_C are moisture content on the surface and in the middle part of a cross-section respectively.

$$\left. \begin{array}{l} \text{Moisture on surface of cross-section: } u_S = u_S(t) \\ \text{Moisture in middle parts of cross-section: } u_C = u_C(t) \end{array} \right\} \frac{du_C}{dt} = \frac{u_S - u_C}{\alpha} \quad (6)$$

$$\text{harmonic moisture load: } \left\{ \begin{array}{l} u_S = u_{AV} + \Delta u_S \sin(\omega t) \Rightarrow u_C = u_{AV} + \Delta u_C \sin(\omega t - \delta) \\ \text{with } \omega = \frac{2\pi}{T}, \Delta u_C = \frac{\Delta u_S}{\sqrt{1 + (\alpha\omega)^2}} \text{ and } \delta = \arctan(\alpha\omega) \end{array} \right. \quad (7)$$

The moisture history used by Hoffmeyer in his lifetime experiments [6,7] has been simulated as shown in Figure 8 using the following parameters: Moisture loading: $u_{AV} = 15.5\%$, $\Delta u_S = 4.5\%$, $T = 56$ days. Moisture relaxation time: $\alpha = 5$ days.

Creep

The hypothesis is suggested in [11] that creep of wood subjected to a variable moisture history can be expressed by the following modified Power-law expression where K is a so-called moisture modification factor.

$$\frac{dC}{dt} = \frac{b}{t} \left(\frac{t}{\tau} \right)^b \text{ with relaxation time } \tau = \tau_{15} * 10^{[15 - (u_C + u_S)]/2] / 10 - ABS(u_C - u_S) / K} \quad (8)$$

$$\Rightarrow C \cong 1 + \left(\frac{t}{\tau_{REG}} \right)^b \text{ with relaxation time } \tau_{REG} \text{ determined by regression}$$

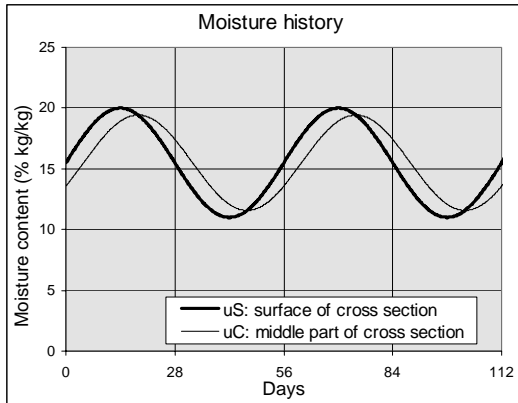


Figure 8. Sinus description of surface moisture variation $u_S = 11 \leftrightarrow 20\%$ used by P. Hoffmeyer [6,7].

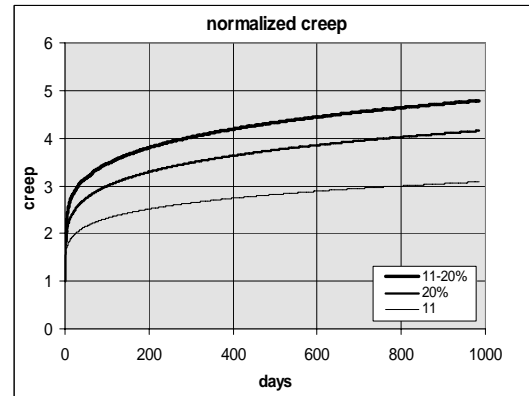


Figure 9. Predicted normalized creep (in damaged areas) for constant and variable moisture histories used in [6,7].

The creep rate suggested is the same, which applies for the Power-law expression in Equation 1 – with time dependent relaxation time, however. For harmonic moisture variation the Power-Law creep expression determined by the latter expression in Equation 8 has a high fit quality to the creep function determined by the former expression. Thus, for such variations the conclusion can be made that the concept of Power-Law creep can be kept with a modified

relaxation time τ_{REG} .

The creep functions shown in Figure 9 have been predicted according to Equation 8. The basic moisture histories assumed are those used by Hoffmeyer [6,7]. As before a moisture flow relaxation time of $\alpha = 5$ days is assumed together with a cross-section factor of $K = 2$. At $u_s = 11\%$, 20% , and variable $11\text{-}20\%$ relaxation times of $\tau = 25.4$ days, $\tau = 3.2$ days, and $\tau_{REG} = 0.85$ day respectively were predicted by Equations 7 and 8.

Remarks: It is noticed that Equation 7 predicts creep to increase with $\text{abs}(u_c - u_s)$ as a ‘driving force’ – and that Equations 1 and 8 become identical when moisture conditions are constant. The creep functions predicted (see Figure 9) consider real creep relevant for viscoelastic analysis. They represent smoothened, averaged mechano-sorptive creep functions as this phenomenon is observed in e.g. [6,12,13,14,15].

It is recognized that the moisture distribution model described above is rather crude, and has to be refined in further research. In the present paper, however, it fulfills its purpose: To demonstrate how moisture variations provoke increasing creep of wood – and decreasing lifetime. The model contains two parameters which have to be justified experimentally: The moisture flow relaxation time, α , and the moisture modification factor, K .

Generalization of analysis with respect to moisture

The observation made in Section 3.1 with respect to Power-Law descriptions is very important in the analysis of wood behavior as influenced by moisture variations: It means that the analysis of wood properties based on constant moisture content can be generalized to apply also for harmonically varying ambient moisture conditions. Examples are demonstrated in the following sections.

3.2 Constant load

Lifetime Equation 3 ($b = 1/5$) has been used to ‘predict’ the varying moisture experimental data obtained by Hoffmeyer in [6,7]. The results are shown in Figure 10 with a relaxation time of $\tau = 0.85$ day determined as described in Equation 8. Consistent residual strength data predicted by the second term in Equation 2 are presented in Figure 11.

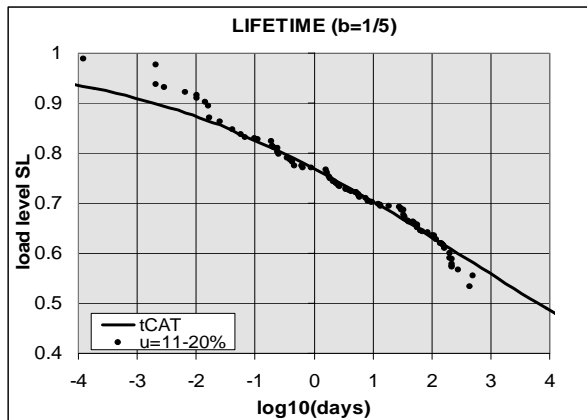


Figure 10. $FL = 0.25$; $\tau = 0.85$ days. $u_s = 11 \leftrightarrow 20\%$. Experimental data: P. Hoffmeyer [6,7].

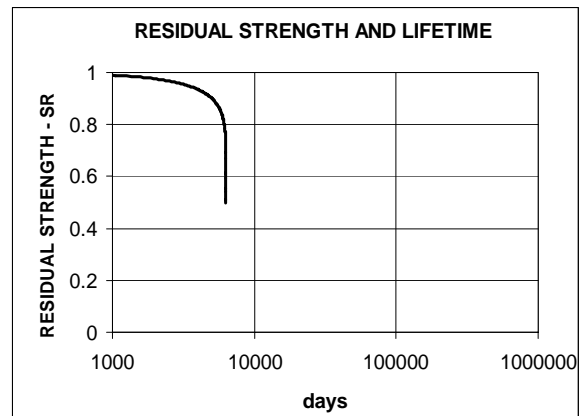


Figure 11. Residual strength and lifetime of wood ($FL = 0.25$). Load level is $SL = 0.5$. Power-Law creep with relaxation time, $\tau = 0.85$ days ($11 \leftrightarrow 20\%$), and a creep power of $b=1/5$.

3.3 Load history versus moisture history

The simultaneous agreement between theoretical predictions and the experimental results obtained by Hoffmeyer, see Figures 2, 3, and 10, for different moisture histories supports the idea that the basic damage mechanism (propagating cracks) ‘invented’ to explain the lifetime behavior of wood subjected to constant moisture conditions – applies also at variable moisture conditions with relaxation time modified as suggested in Equations 7 and 8.

This generalization can be extended to apply also for variable loads. In principles the creep mechanisms act in similar ways in theories developed for constant and variable loads [1].

3.4 Variable load (fatigue)

The observations made in Section 3.3 are now utilized to predict fatigue strength of wood subjected to both variable load and variable moisture. Some results of such analysis are presented in Figures 12 – 15. The design graphs are used as outlined in Equation 5.

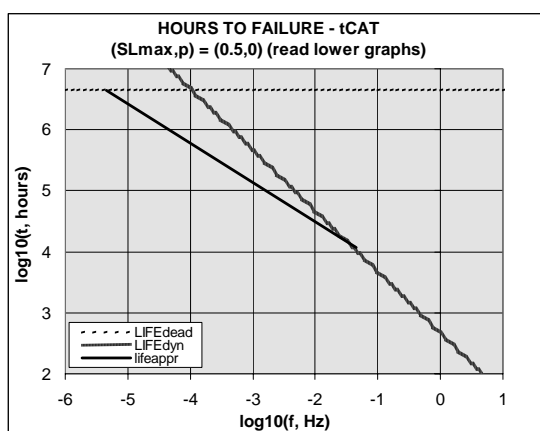


Figure 12. Predicted time to fatigue failure. $FL=0.25$, $u \equiv 11\%$.

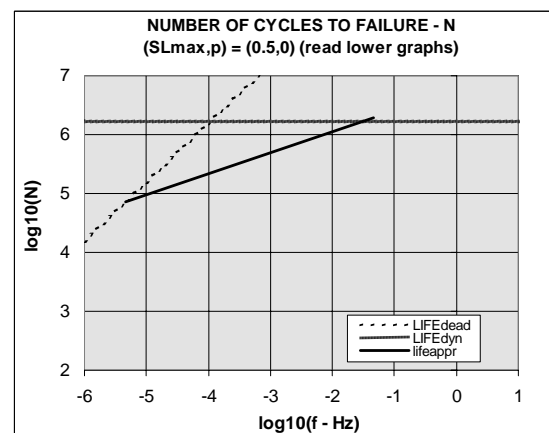


Figure 13. Predicted number of load-cycles to fatigue failure. $FL=0.25$, $u \equiv 11\%$.

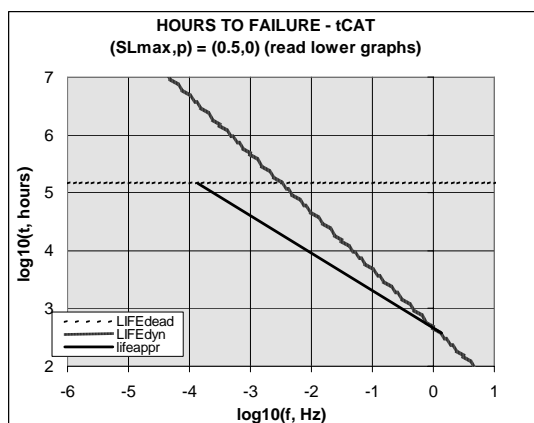


Figure 14. Predicted time to fatigue failure. $FL=0.25$, variable $u_s = 11-20\%$

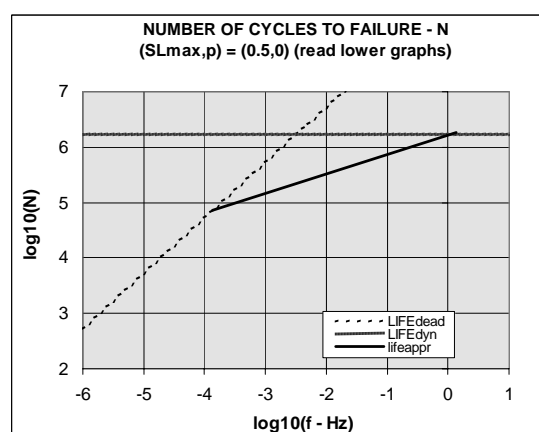


Figure 15. Predicted number of load cycles to fatigue failure. $FL=0.25$, variable $u_s = 11-20\%$

4. FINAL REMARKS

It seems logical to the author that the failure mechanism (damages) in wood stays practically independent of moisture content – leaving differences in strength behavior to be the results of moisture induced changes in viscoelastic behavior. The results presented in this paper justify

this statement – and support the idea, indicated in the introductory section, that design for variable- and for constant moisture conditions become the same only by modifying one parameter in the same basic micro-structural model. These remarks are consistent with the observations made in Section 3.3.

Furthermore, it seems logical to generalize damage-based solutions to apply also when different loading modes are considered, such as in: Torsion, various slopes of lamellae in Glu-lam, and various joint systems.

Support to this idea can be found in the DVM-theory: We reproduce from [2]: The advantage of the DVM-theory to operate in general with non-dimensional load ($SL = \sigma/\sigma_{CR}$) and non-dimensional materials quality ($FL = \sigma_{CR}/\sigma_L$) means that these terms can often be evaluated in a generalized way involving forces and structural dimensions. For example, when load is a normal tensile force N on a cross-section we may consider N as a generalized load. Load level is $SL = N/N_{CR}$ and materials quality is $FL = N_{CR}/N_L$ where N_{CR} and N_L are forces which produce short-time failure and theoretical failure (no cracks), respectively. It is shown in [2] that this deduction applies for the damage model applied (Dugdale crack) for practically any loading mode.

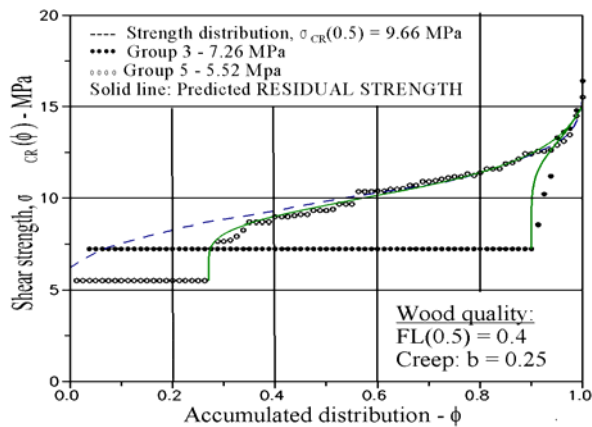


Figure 16. Residual strength distribution in duration of torsional shear load experiments on small clear wood specimens. Experimental data [16]. Horizontal string represents no residual strength.

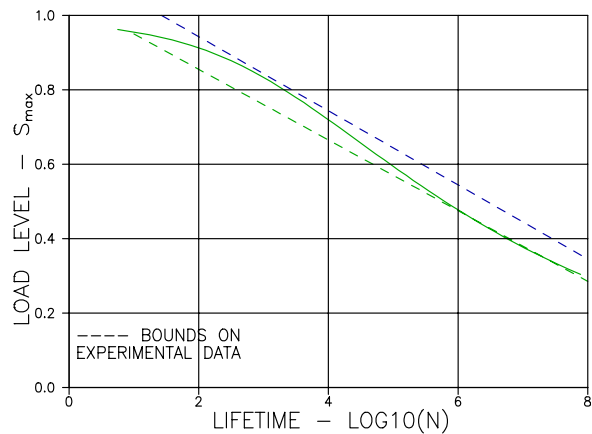


Figure 17. Lifetime of Doug-Fir finger joints loaded in tension \perp grain with $(p,f) = (0.1, 15 \text{ Hz})$. Experimental data from [17,18].

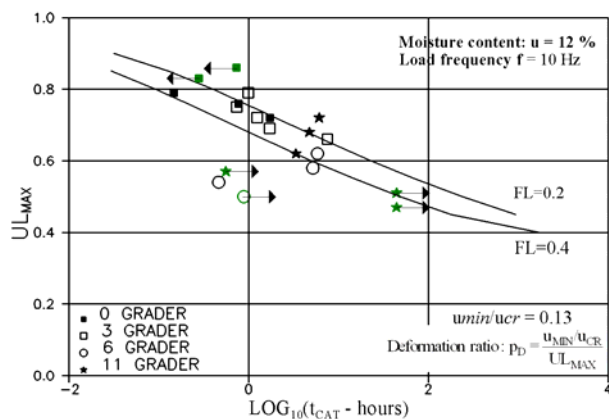


Figure 18. Glu-Lam beam. Deformation control. Single sided bending. $(b,\tau) = (0.25 \text{ 5 days})$. ‘Grader’ is angle between beam direction and lamella. Experimental data reported in [19].

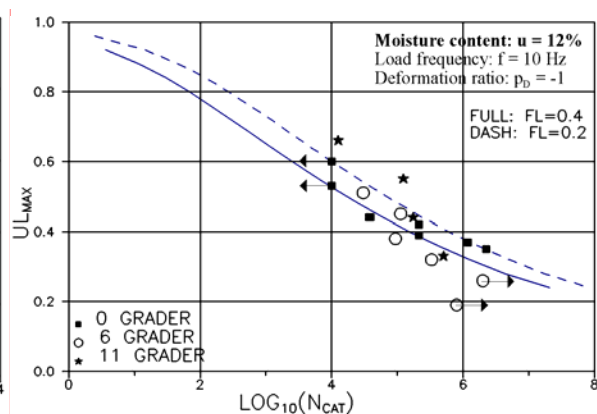


Figure 19. Glu-Lam beam. Deformation control. Double sided bending. $(b,\tau) = (0.25 \text{ 5 days})$. ‘Grader’ is angle between beam direction and lamella. Experimental data reported in [19].

The generalizing suggestions made are supported by comparing theoretical DVM-results with

test results reported by Spencer/Madsen [16], Bohannan/Kanvik [17], MacNatt [18], and Nielsen [19] - see Figures 16 - 19.

It has been demonstrated in this paper that the simplifications made of design for lifetime and re-cycle strength of wood is a logical consequence of *not changing wood structural models* every time new problems are met. Other analytical procedures might also benefit from such a simplification concept: Reliability studies may become more 'reliable' by knowing that property distributions can be related. This feature is illustrated in Figures 20 and 21 reproduced from [20].

Finally, the author is presently investigating the deformational behavior of wood caused by damage mechanisms - also from the viewpoint of applying existing material/structural models. For deformations the simplification concept indicated is slightly more complicated. Deformation is a consequence of the joint behavior of many damages – while failure primarily is a consequence of one major defect. The results of the investigation are not yet fully presentable – except for the examples, Figures 22 and 23, already presented in [21,22] with experimental MOE-MOR data from [23] (Modulus Of Elasticity - Modulus Of Rupture).

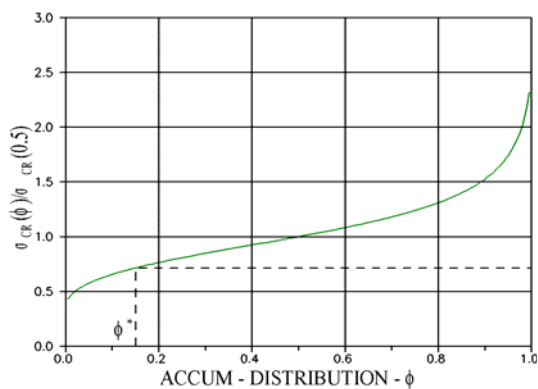


Figure 20. Strength distribution. Reproduced from [20].

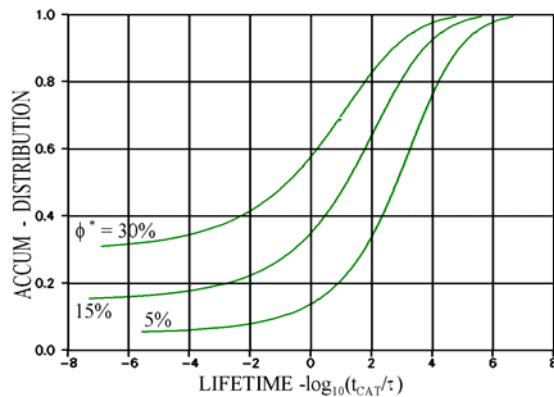


Figure 21. Lifetime distribution associated with the strength distribution in Figure 26. Load is $\sigma = \sigma_{CR}(\phi^*)$. $FL = FL(\phi^* = 0.5) = 0.2$. Reproduced from [20].

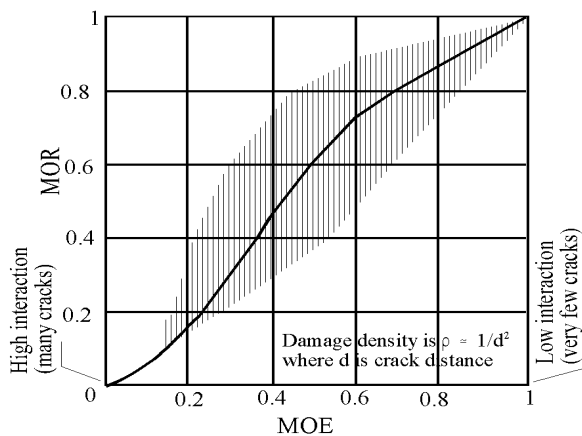


Figure 22. MOE-MOR relation for wood. Shaded area covers roughly the data for 1200 oak and cottonwood beams presented in [23]. Roughly reproduced from, [22,Figure 9].

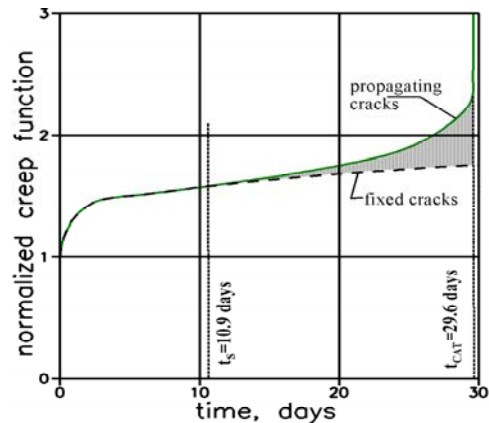


Figure 23. Creep function for clear wood. Multi-crack model. The shaded area represents the effect of running cracks. Roughly reproduced from, [21,Figure 7].

LITERATURE

- [1] Nielsen, L. Fuglsang: 'Lifetime and residual strength of wood subjected to static and variable load', Part I: 'Introduction and analysis', and Part II: 'Applications and design', Holz als Roh- und Werkstoff, 58(2000), 81-90 and 141-152.
- [2] *Idem*: "DVM-analysis of wood - Wood as a damaged viscoelastic material". In Borg Madsen: "Structural Behavior of Timber", Timber Engineering Ltd., North Vancouver, B.C., Canada 1992.
- [3] *Idem*: "Lifetime, Residual Strength, and Quality of Wood - and other viscoelastic materials". Holz als Roh- u. Werkstoff, 49(1991), 451-455.
- [4] *Idem*: 'Lifetime as related to materials quality – with special reference to wood', Report R-105(2004), Department of Civil Engineering, Technical University of Denmark.
- [5] *Idem*: 'The influence of moisture- and load variations on the fatigue behavior of wood', Dept. Civ. Eng., Techn. Univ. Denmark, Report SR-05-09 (2005).
- [6] Hoffmeyer, P.: Failure of wood as influenced by moisture and duration of load. Doctoral Dissertation. State University of New York, College of Environmental Science and Forestry, 1990.
- [7] *Idem*: Strength under Long-Term Loading. In Thelandersson, S. and Larsen, H.J. (Eds.): Timber Engineering. John Wiley & Sons, Ltd., 2003.
- [8] Bach, L.: "Frequency-dependent fracture under pulsating loading". Build. Mat. Lab., Tech. Univ. Denmark, Tech. report 68, 1979, (presented at Forest Prod. Res. Society Annual Meeting 1975, Portland, Oregon, USA).
- [9] McNatt, J. D.: "Fatigue Properties of Three Particleboards in Tension and Interlaminar Shear". Forest Products Journ., 26(1976), 45 - 48.
- [10] *Idem*: "Design stresses for hardboard - effect of rate, duration, and repeated loading". Forest Products Journ., 20(1970), 53 - 60.
- [11] Nielsen, L. Fuglsang: "Power-Law creep of wood - moisture variation aspects", Conference of Int. Union of Forestry Research Organizations (IUFRO), Bordeaux - France, 17.-21. August 1992. Proc. (ed. Hoffmeyer, P.), Build. Mat. Lab., Tech. Univ. Denmark, 1993, pp 123-134.
- [12] Hoffmeyer, P. and P. Davidson: 'Mechano-sorptive creep mechanism of wood in compression and bending', Wood Sc. Technology, 23(1989), 215-227.
- [13] Mårtensson, A.: "Mechanical behavior of wood exposed to humidity variations". Thesis, Report TVBK-1006, Lund Institute of Technology, Dept. Struct. Eng., Sweden 1992.
- [14] Mohager, S. and Toratti, T.: 'Long term bending creep of wood in cyclic relative humidity', Wood Sc. Technology, 27(1993), 49-59.
- [15] Houska, M.: 'Mechano-sorptive effect of the different categories of spruce wood', International conference on wood-water relations, 16-17 June 1997, Copenhagen, Denmark, Proc. (ed. Hoffmeyer, P.) COST-E8: Dept. Civ. Eng., Tech. Univ. Denmark, 1997, 337 - 352.
- [16] Spencer, R.A. and Madsen, B.: "Duration of load tests for shear strength". Conference of Int. Union of Forestry Research Organizations (IUFRO), Xalapa, Mexico, December 1984. Proc., Build. Mat. Lab., Techn. Univ. Denmark 1985, 225 - 243.
- [17] Bohannon, B. and Kanvik, K.: "Fatigue Strength of Finger Joints". F.P.L., U.S.D.A., Rep. No. 114 (1969).
- [18] McNatt, J. D.: "Linear Regression of Fatigue Data". Wood Science, 11(1978), 39-41.
- [19] Nielsen, L. Fuglsang: 'Træs udmattelse – Prediction af træbjælkens levetid og reststyrke' (in Danish: 'Fatigue of Wood – Prediction of lifetime and residual strength for wooden beams'), Technical report LBM 294(1993), Building Materials Lab., Tech. Univ. of Denmark. Final analysis of experimental data obtained in two research programs: 'Advanced Materials based on Straw and Wood' and 'Fatigue of Glue-lam', sponsored by the Ministry of Trade and Industry (1989) and the Governmental Research Foundation (1988), Denmark.
- [20] *Idem*: "Lifetime of wood as related to strength distribution", in "Reliability-Based Design on Engineered Wood Structures", (ed. J. Bodig), Kluwer Academic Publishers, Dordrecht, The Netherlands, 1992.
- [21] *Idem*: 'A lifetime analysis of cracked linear viscoelastic materials – with special reference to wood', Conference of Int. Union of Forestry Research Organizations (IUFRO), Borås, Sweden, Maj 1982. Proc., Chalmers University of Technology, Dept. Struct. Eng. 1982, 151 – 178.
- [22] *Idem*: 'On the mechanical behavior of materials with interacting cracks', Conference of Int. Union of Forestry Research Organizations (IUFRO), Borås, Sweden, Maj 1982. Proc., Chalmers University of Technology, Dept. Struct. Eng. 1982, 141 - 149.
- [23] Walters, C.S. and Reiss, W.L.: 'Predicting modulus of rupture from modulus of elasticity for small clear specimens of oak and cottonwood', Forest Products Journal, 27(1977), 51.