



FAIR environmental and health registry (FAIREHR)- supporting the science to policy interface and life science research, development and innovation

Jeddi, Maryam Zare; Galea, Karen S.; Viegas, Susana; Fantke, Peter; Louro, Henriqueta; Theunis, Jan; Govarts, Eva; Denys, Sébastien; Fillol, Clémence; Rambaud, Loïc

Total number of authors:
37

Published in:
Frontiers in Toxicology

Link to article, DOI:
[10.3389/ftox.2023.1116707.s001](https://doi.org/10.3389/ftox.2023.1116707.s001)

Publication date:
2023

Document Version
Publisher's PDF, also known as Version of record

[Link back to DTU Orbit](#)

Citation (APA):

Jeddi, M. Z., Galea, K. S., Viegas, S., Fantke, P., Louro, H., Theunis, J., Govarts, E., Denys, S., Fillol, C., Rambaud, L., Kolossa-Gehring, M., Santonen, T., van der Voet, H., Ghosh, M., Costa, C., Teixeira, J. P., Verhagen, H., Duca, R.-C., Van Nieuwenhuysse, A., ... Hopf, N. B. (2023). FAIR environmental and health registry (FAIREHR)- supporting the science to policy interface and life science research, development and innovation. *Frontiers in Toxicology*, 5, Article 1116707. <https://doi.org/10.3389/ftox.2023.1116707.s001>

General rights

Copyright and moral rights for the publications made accessible in the public portal are retained by the authors and/or other copyright owners and it is a condition of accessing publications that users recognise and abide by the legal requirements associated with these rights.

- Users may download and print one copy of any publication from the public portal for the purpose of private study or research.
- You may not further distribute the material or use it for any profit-making activity or commercial gain
- You may freely distribute the URL identifying the publication in the public portal

If you believe that this document breaches copyright please contact us providing details, and we will remove access to the work immediately and investigate your claim.



OPEN ACCESS

EDITED BY

Rex FitzGerald,
University of Basel, Switzerland

REVIEWED BY

Céline Heint,
German Centre for the Protection of
Laboratory Animals (Bf3R), Germany
Björn Gerlach,
PAASP GmbH, Germany

*CORRESPONDENCE

Maryam Zare Jeddi,
✉ maryam.zare.jeddi@rivm.nl

RECEIVED 05 December 2022

ACCEPTED 19 April 2023

PUBLISHED 05 June 2023

CITATION

Zare Jeddi M, Galea KS, Viegas S, Fantke P,
Louro H, Theunis J, Govarts E, Denys S,
Fillol C, Rambaud L, Kolossa-Gehring M,
Santonen T, van der Voet H, Ghosh M,
Costa C, Teixeira JP, Verhagen H,
Duca R-C, Van Nieuwenhuyse A, Jones K,
Sams C, Sepai O, Tranfo G, Bakker M,
Palmen N, van Klaveren J, Scheepers PTJ,
Paini A, Canova C, von Goetz N,
Katsonouri A, Karakitsios S,
Sarigiannis DA, Bessems J, Machera K,
Harrad S and Hopf NB (2023), FAIR
environmental and health registry
(FAIREHR)- supporting the science to
policy interface and life science research,
development and innovation.
Front. Toxicol. 5:1116707.
doi: 10.3389/ftox.2023.1116707

COPYRIGHT

© 2023 Zare Jeddi, Galea, Viegas, Fantke,
Louro, Theunis, Govarts, Denys, Fillol,
Rambaud, Kolossa-Gehring, Santonen,
van der Voet, Ghosh, Costa, Teixeira,
Verhagen, Duca, Van Nieuwenhuyse,
Jones, Sams, Sepai, Tranfo, Bakker,
Palmen, van Klaveren, Scheepers, Paini,
Canova, von Goetz, Katsonouri,
Karakitsios, Sarigiannis, Bessems,
Machera, Harrad and Hopf. This is an
open-access article distributed under the
terms of the [Creative Commons
Attribution License \(CC BY\)](https://creativecommons.org/licenses/by/4.0/). The use,
distribution or reproduction in other
forums is permitted, provided the original
author(s) and the copyright owner(s) are
credited and that the original publication
in this journal is cited, in accordance with
accepted academic practice. No use,
distribution or reproduction is permitted
which does not comply with these terms.

FAIR environmental and health registry (FAIREHR)- supporting the science to policy interface and life science research, development and innovation

Maryam Zare Jeddi^{1*}, Karen S. Galea², Susana Viegas³,
Peter Fantke⁴, Henriqueta Louro⁵, Jan Theunis⁶, Eva Govarts⁶,
Sébastien Denys⁷, Clémence Fillol⁷, Loïc Rambaud⁷,
MARIKE Kolossa-Gehring⁸, Tiina Santonen⁹, Hilko van der Voet¹⁰,
Manosij Ghosh¹¹, Carla Costa¹², João Paulo Teixeira¹²,
Hans Verhagen^{13,14,15}, Radu-Corneliu Duca^{11,16},
An Van Nieuwenhuyse^{11,16}, Kate Jones¹⁷, Craig Sams¹⁷,
Ovnair Sepai¹⁸, Giovanna Tranfo¹⁹, Martine Bakker¹,
Nicole Palmen¹, Jacob van Klaveren¹, Paul T. J. Scheepers²⁰,
Alicia Paini²¹, Cristina Canova²², Natalie von Goetz^{23,24},
Andromachi Katsonouri²⁵, Spyros Karakitsios²⁶,
Dimosthenis A. Sarigiannis^{26,27}, Jos Bessems⁶, Kyriaki Machera²⁸,
Stuart Harrad²⁹ and Nancy B. Hopf³⁰¹National Institute for Public Health and the Environment (RIVM), Bilthoven, Netherlands, ²Institute of Occupational Medicine (IOM), Research Avenue North, Riccarton, United Kingdom, ³NOVA National School of Public Health, Public Health Research Centre, Comprehensive Health Research Center, CHRC, NOVA University Lisbon, Lisbon, Portugal, ⁴Quantitative Sustainability Assessment, Department of Environmental and Resource Engineering, Technical University of Denmark, Kgs. Lyngby, Denmark, ⁵National Institute of Health Dr. Ricardo Jorge, Department of Human Genetics, Lisbon and ToxOmics - Centre for Toxicogenomics and Human Health, NOVA Medical School, Universidade NOVA de Lisboa, Lisbon, Portugal, ⁶VITO HEALTH, Flemish Institute for Technological Research (VITO), Mol, Belgium, ⁷SpF— Santé Publique France, Environmental and Occupational Health Division, Saint-Maurice, France, ⁸German Environment Agency (UBA), Dessau-Roßlau, Germany, ⁹Finnish Institute of Occupational Health (FIOH), Helsinki, Finland, ¹⁰Wageningen University & Research, Biometris, Wageningen, Netherlands, ¹¹Environment and Health, Department of Public Health and Primary Care, KU Leuven, Leuven, Belgium, ¹²Department of Environmental Health, National Institute of Health Dr. Ricardo Jorge, Porto, Portugal, ¹³Nutrition Innovation Center for Food and Health (NICHE), University of Ulster, Coleraine, United Kingdom, ¹⁴National Food Institute, Technical University of Denmark, Kgs. Lyngby, Denmark, ¹⁵Food Safety and Nutrition Consultancy, Zeist, Netherlands, ¹⁶Department of Health Protection, Laboratoire National de Santé (LNS), Dudelange, Luxembourg, ¹⁷HSE—Health and Safety Executive, Buxton, United Kingdom, ¹⁸UK Health Security Agency, Radiation, Chemical and Environmental Hazards Division, Chilton, United Kingdom, ¹⁹Department of Occupational and Environmental Medicine, Epidemiology and Hygiene, Italian Institute Against Accidents at Work (INAIL), Monte PorzioCatone(RM), Italy, ²⁰Radboud Institute for Biological and Environmental Sciences, Radboud University, Nijmegen, Netherlands, ²¹esqlABS GmbH, Saterland, Germany, ²²Unit of Biostatistics, Epidemiology and Public Health, Department of Cardio-Thoraco-Vascular Sciences and Public Health, University of Padua, Padua, Italy, ²³Federal Office of Public Health, Bern, Switzerland, ²⁴Swiss Federal Institute of Technology (ETH) Zurich, Zurich, Switzerland, ²⁵State General Laboratory, Ministry of Health, Nicosia, Cyprus, ²⁶HERACLES Research Center on the Exposome and Health, Center for Interdisciplinary Research and Innovation, Aristotle University of Thessaloniki, Thessaloniki, Greece, ²⁷Complex Risk and Data Analysis Research Center, University School for Advanced Studies IUSS, Pavia, Italy, ²⁸Laboratory of Pesticides' Toxicology, Department of Pesticides Control and Phytopharmacy, Benaki Phytopathological Institute, Kifissia, Greece, ²⁹School of Geography, Earth, and Environmental Sciences, University of Birmingham, United Kingdom, ³⁰Centre for Primary Care and Public Health (Unisanté), University of Lausanne, Lausanne, Switzerland

The environmental impact on health is an inevitable by-product of human activity. Environmental health sciences is a multidisciplinary field addressing complex issues on how people are exposed to hazardous chemicals that can potentially affect adversely the health of present and future generations. Exposure sciences and environmental epidemiology are becoming increasingly data-driven and their efficiency and effectiveness can significantly improve by implementing the FAIR (findable, accessible, interoperable, reusable) principles for scientific data management and stewardship. This will enable data integration, interoperability and (re)use while also facilitating the use of new and powerful analytical tools such as artificial intelligence and machine learning in the benefit of public health policy, and research, development and innovation (RDI). Early research planning is critical to ensuring data is FAIR at the outset. This entails a well-informed and planned strategy concerning the identification of appropriate data and metadata to be gathered, along with established procedures for their collection, documentation, and management. Furthermore, suitable approaches must be implemented to evaluate and ensure the quality of the data. Therefore, the 'Europe Regional Chapter of the International Society of Exposure Science' (ISES Europe) human biomonitoring working group (ISES Europe HBM WG) proposes the development of a FAIR Environment and health registry (FAIREHR) (hereafter FAIREHR). FAIR Environment and health registry offers preregistration of studies on exposure sciences and environmental epidemiology using HBM (as a starting point) across all areas of environmental and occupational health globally. The registry is proposed to receive a dedicated web-based interface, to be electronically searchable and to be available to all relevant data providers, users and stakeholders. Planned Human biomonitoring studies would ideally be registered before formal recruitment of study participants. The resulting FAIREHR would contain public records of metadata such as study design, data management, an audit trail of major changes to planned methods, details of when the study will be completed, and links to resulting publications and data repositories when provided by the authors. The FAIREHR would function as an integrated platform designed to cater to the needs of scientists, companies, publishers, and policymakers by providing user-friendly features. The implementation of FAIREHR is expected to yield significant benefits in terms of enabling more effective utilization of human biomonitoring (HBM) data.

KEYWORDS

open science, preregistration, environmental medicine, metadata, exposure science, data-driven decision making, exposure-disease continuum, real-world data

1 Introduction

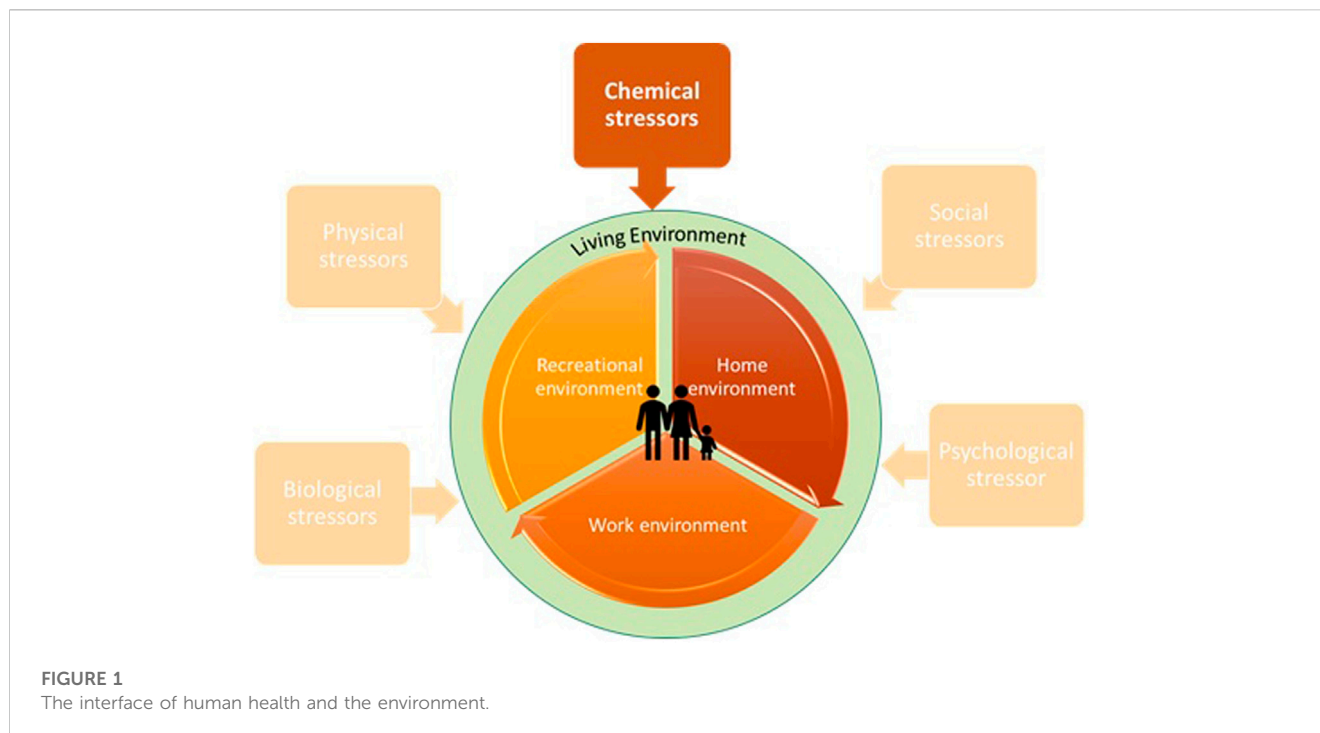
Life is a complex phenomenon that arises from the interplay of multiple factors, including genetics, metabolism, nutrition and the environmental factors. However, the presence of, stressors in our living environment such as chemicals and their mixtures, can potentially impair human life by potentially disrupting physiological functions at the cellular, molecular, or organismal levels (Figure 1) (Naidu et al., 2021). Environmental health span many diverse disciplines including exposure science and environmental epidemiology and plays an important role in addressing pressing and complex issues on how people are exposed to hazardous chemicals and their related health consequences aiming at identifying measures and strategies to reduce exposures and protect human and environmental health (Heacock et al., 2022).

Although development of disease over the course of life is multifaceted, and disentangling the relationship between environmental contamination, exposure, and disease is complex, advances in data

integration, interoperability and (re)use will offer a path forward to explore data across disciplines to reveal new insights.

The "Europe Regional Chapter of the International Society of Exposure Science" (ISES Europe) human biomonitoring working group (ISES Europe HBM WG) recently published their strategic objectives of which one objective was to generate high quality Human biomonitoring (HBM), as a tool in exposure science and environmental epidemiology, by harmonising data life-cycle and implementing FAIR (findable, accessible, interoperable and reusable) guiding principles (Wilkinson et al., 2016; Fantke et al., 2022; Zare Jeddi et al., 2022). The aim is to improve and expedite HBM data integration, interoperability and (re)use in regulatory exposure and risk assessment (as well as risk-benefit assessment), public health policy development, and research, development and Innovation (RDI) in Europe and beyond (Zare Jeddi et al., 2022).

In addition, FAIR data are considered key components of the new EU Industrial Strategy, Chemicals Strategy for Sustainability and Circular Economy Action Plan driven by the EU Green Deal approach, which aims to support substitution and elimination of



hazardous chemicals based on Safe and Sustainable by Design approaches and thus enable safe and sustainable innovation (Marx-Stoelting et al., 2023).

HBM means sampling and analysis of biological matrices (e.g., blood, urine, saliva, hair, nails, buccal cells) from individuals or populations. This is to assess internal exposure in an integrated manner (combining all routes and sources of exposure) of xenobiotics by measuring the parent substance, products of biotransformation (e.g., exposure biomarkers such as chemicals themselves and their metabolites) and/or early indicators of effect (effect biomarkers such as micronuclei) (WHO, 2015; Fantke et al., 2020b). Epidemiological studies that measure the strength of associations between internal chemical exposures and human health effects or diseases (e.g., cancer) are also classified as HBM studies (Sexton et al., 2004). Therefore, HBM, in exposure science and environmental epidemiology, provides real world data and evidence addressing pressing and complex issues on how people are exposed to hazardous chemicals and their related health consequences. HBM can improve risk assessment, disease prevention, and life sciences RDI (e.g., integrate data to improve biosensor probes used to detect and quantify pollutants in the environment or humans). At the risk management level, HBM can help in prioritizing exposure mitigation actions, evaluating existing regulatory measures, and assisting in evidence-based policy decision-making for safer chemicals management and public health (Zare Jeddi et al., 2022). Furthermore, well annotated and harmonised HBM data can effectively support the development of an efficient early warning system in Europe, able to capture emerging chemicals of concern and facilitate its widespread deployment. Finally, access to such data can support the implementation of the safe and sustainable by design (SSbD) framework of the European Commission in direct support to the EU Green Deal and the Chemicals Strategy for Sustainability by providing the necessary data infrastructure for developing viable alternatives to hazardous chemicals or chemicals

of concern, thereby enabling effective chemical substitution along the lines of the SSbD principles. Secondary harmonised HBM data can also be used in the context of read across methodologies and in silico predictive models for toxicology to predict physico-chemical and ADME properties, toxicological effects and internal exposure at early stages in the chemical innovation process (Cronin et al., 2023).

An additional benefit from well annotated and harmonised HBM data is their potential use for exposure reconstruction, i.e., the assimilation of human biomonitoring data and their translation into intake distribution. This is a computational inversion problem, where the objective is to identify the specific input distributions that best explain the observed outputs (measured HBM data) while minimizing the residual error. A major advantage of this method is that the intake estimates can be directly assessed against existing external reference levels (RfD, TDI, RfC, etc.), facilitating in a transparent manner the risk assessment process. The above method has been effectively applied for the risk assessment of bisphenols (Sarigiannis et al., 2016; Sarigiannis et al., 2019) and ortho-toluidine (Huuskonen et al., 2022).

The ISES Europe HBM WG proposes to optimise future HBM, as an important tool in environmental health studies providing real world evidence, by increasing its harmonization in the various parts of the study set-up and at the same time improving findability, comparability, integrability, interoperability, and reusability of HBM data for societal benefits (Zare Jeddi et al., 2021). The ISES Europe HBM WG might serve as anchor point for coordinating these activities.

2 Challenges

Considering the ongoing rise in scholarly output (Bornmann et al., 2021; Bornmann and Haunschild, 2022), the changing market

dynamics driven by Open Science policies, and the constantly changing stakeholder expectations (National Academies of Sciences Engineering and Medicine, 2018; Chakravorty et al., 2022), it is more important than ever to move towards openness, transparency, and reproducibility of HBM research and its outputs. The aim is to increase the quality and impact of knowledge and research, among other things, by making it findable as easily as possible and accessible when provided.

Often finding existing and ongoing research projects is time consuming and this lead to the main challenge that data are not easily findable and retrievable in different sources. When such sources are accessed and studied, found and accessed the comparability of existing HBM data is often limited due to specific challenges, for example, differences in the design of different studies and the quality criteria of the employed analytical methods. Moreover, integrating HBM data with other physicochemical, human toxicity, demographic, environmental, or food data remains a challenge due to often lack of metadata and information needed to support interoperability and provide context. Interoperability can be seriously challenged by the lack of domain specific metadata (Daniel et al., 2022; Emara et al., 2022; Kosnik et al., 2022).

Some of challenges hindering data integration and reuse are listed below:

- Insufficient metadata collection (Metadata deficiencies);
- Data type misalignment;
- Lack of harmonised terminologies and use of ontologies (e.g., dictionaries for common variables across HBM studies to facilitate combining data);
- Inadequacy of existing ontologies e.g., chemicals not explicitly identified in ontologies, particularly for mixtures;
- Data from diverse sources are not standardized in terms of how contaminants are described, how samples are characterized, or when and how they are taken;
- Metadata not interoperable due to different formats;
- Differences in units of measurement (not converted or reported units);
- Differences in terminology, and instruments across labs resulting in difficulties in integrating data across different populations;
- Inconsistent processes, methods, and software used across labs;
- Lack of lab metadata (e.g., lack of critical metadata relating to environmental conditions and samples preparation);
- Poor replication rate;
- Selective reporting and publication bias, particularly the prioritization of publishing positive over negative results.

Some researchers may not be aware of existing ontologies (e.g., FoodOn, UMLS), how to find or select the most appropriate ontology, or how to use them. Each area of science may have their own vocabularies, and more specific subdisciplines may lack or have incomplete vocabularies, further complicating their use. Even discrete communities within the same scientific discipline may format and describe data differently, pointing to the need for standardizing these processes to integrate data streams.

Overall, the lack of accessible metadata on projects leads to unawareness of a complete set of HBM data and missed

opportunities. As a result, useful information is missed, resources are potentially wasted (or certainly not used to maximum potential), the community is not able to build on previous knowledge and HBM cannot reach its full potential as a policy-support tool (Burgelman et al., 2019). There are currently only few centralized international data repositories or access portals for collection and storage of HBM (meta)data (see Annex 1 for a listing of these). Data repositories have in general varying metadata sets, and have inconsistent protocols for collecting and storing data. Data in different repositories often lack essential metadata, often has consistency errors, missing data, and inconsistent use of field names across datasets. In addition, the quality assessment and curation efforts are manual and inconsistent as existing repositories lacked clear procedures for receiving, for example, environmental contaminant data needed for reuse (Doiron et al., 2013; Fantke et al., 2020a; Aurisano and Fantke, 2022). Efforts have been made mainly in a cooperation between IPCHEM¹ and HBM4EU² to create harmonised reporting formats and datasets, for instance, via the HBM4EU Europe-wide aligned studies (Gilles et al., 2021; Gilles et al., 2022; Govarts et al., 2023). Furthermore, a harmonized meta (data) catalogue is expected as an outcome of the European Human Exposome Network³ (EHEN) which aims to harmonize (meta)data across its 9 projects. This catalogue is available through the EHEN Molgenis data platform⁴ and contains metadata on cohorts/data sources, the variables they collect, and/or harmonization efforts to enable integrated reuse of their valuable data.

Despite continued efforts towards harmonization and interoperability of (meta)data by ongoing European initiatives such as the European Partnership for the Assessment of Risks from Chemicals (PARC), and EHEN, the process of implementing the FAIR (findable, accessible, interoperable, reusable) guiding principles for scientific data management and stewardship across the global scale remains a challenge (Wilkinson et al., 2016; Govarts et al., 2022). Furthermore, the EU and national ethical and legal obligations often restrict data sharing, grouped analysis, and data deposition.

Today, information about HBM study metadata is accessible only after publication. Large-scale initiatives, such as PARC, HBM4EU, the German Environmental Specimen Bank⁵, the Canadian Health Measures Survey (CHMS)⁶, and NHANES⁷ have their own website. The project related websites provide additional information about the ongoing project, which is not always the case for smaller sized projects. In addition, if projects/websites are available, the scientific community or other interested stakeholders are not always aware of these (not findable).

Research planning is critical to setting data up to be FAIR at the outset. This includes an informed strategy about what data and metadata to collect, how it will be collected and described, and approaches for assessing its quality and its management (Heacock et al., 2022). Development of a global registry would allow collection

1 <https://ipchem.jrc.ec.europa.eu/>

2 <https://www.hbm4eu.eu/>

3 <https://lifecycle-project.eu/for-scientists/the-eu-child-cohort-network/>

4 <https://data-catalogue.molgeniscloud.org/catalogue/catalogue/#/networks-catalogue>

5 www.umweltprobenbank

6 <https://www.statcan.gc.ca/en/survey/household/5071>

7 <https://www.cdc.gov/nchs/nhanes/index.htm>

of metadata (decisions around study design, methods, and analysis) of all planned HBM studies.

A global registry is clearly different from a data repository as no measurement data will be stored. This distinction is important as this registry could be consulted freely to understand what studies are planned, underway, or completed without data ownership and information privacy concerns.

Preregistration has been a commonly used practice in research for some time in several different research disciplines, such as psychology (Nosek et al., 2018), biomedical research (Serghiou et al., 2023), applied research (Evans et al., 2023), and animal research (van der Naald et al., 2021), among others. A registry specifically designed for collation of HBM studies performed worldwide prior to data being collected/ accessed (i.e., preregistration of HBM studies) is currently lacking. Non-exhaustive list of templates and platforms for (pre)registration of research studies are summarized in Annex 2, Table 1. Whilst the focus in the past has been on registering randomised controlled trials (RCTs) (Serghiou et al., 2023), the current need is to register the ever-growing number of HBM observational studies (cohort, cross-sectional, etc.) and increase the validity and transparency of research in this field. EHS can adopt and implement preregistration successfully by learning from existing registries and provide means, motive, and opportunity for rigor and robustness of research practices via preregistration.

3 Concept and scope

The ISES Europe HBM WG's goal is to develop a global preregistration (i.e., specifying the research plan in advance of the study and submitting it to a registry platform) of environmental health studies, focussing initially on those in the HBM domain, in line with Open Science practices⁸ (Zare Jeddi et al., 2021) and subjected to peer-review. The proposed global registry is called FAIR environmental and health registry (FAIREHR), which aims to promote and facilitate FAIR by design studies. The FAIR data principles apply not only to data, but also to metadata, supporting infrastructure (e.g., search engines) and other research outputs. At the metadata level, findability and accessibility requirements must be addressed, while interoperability and reuse require more efforts at the data level (Sinaci et al., 2020). This global registry would ensure that research outputs (often funded with public budget) have a larger impact in the long-term. Preregistration of HBM studies enables researchers to specify and share the details of their research, decisions around study design, data management plans (DMP), methods, and analysis in a public registry before conducting the study. Therefore, extra effort and additional steps will not be required to creating DMP when using FAIREHR. DMP will be generated for each project outlining what research data were collected, how they were collected and what you will do with your data during and after your research.

Utilising the registry will also stimulate communication and interaction among HBM communities and can lead to potential adjustments and/or alignments with other HBM study designs

upfront resulting in more harmonized and robust study designs worldwide. The general features offered by FAIREHR is shown in Figure 2.

Implementation of FAIR principles throughout the data lifecycle (FAIRification) is the main goal of FAIREHR to make sure that a research project will deliver reusable data. For data to be usable across disciplines and reusable for other purposes, they must be clearly described. Key information needs to be reported on data collection methods, lab protocols, and data formats as robust metadata are fundamental for data interpretation, sharing, integration, interoperability and reuse. Furthermore, descriptive human and machine-readable metadata are an essential component for machine discoverability of data sets and services for efficient public health policy and RDI (Heacock et al., 2022). Therefore, implementation of FAIR data principles begins with research planning and extend through the data lifecycle. This is the core concept of FAIREHR (Figure 3) to stimulate researchers to consider the value of FAIR principles already in the planning phase. Additionally, the best point of action for quality control is at the point of data collection; therefore, we argue that in the absence of a review-based registry (such as FAIREHR) the integration challenges and quality issues usually emerge late at the time of analysis and reuse.

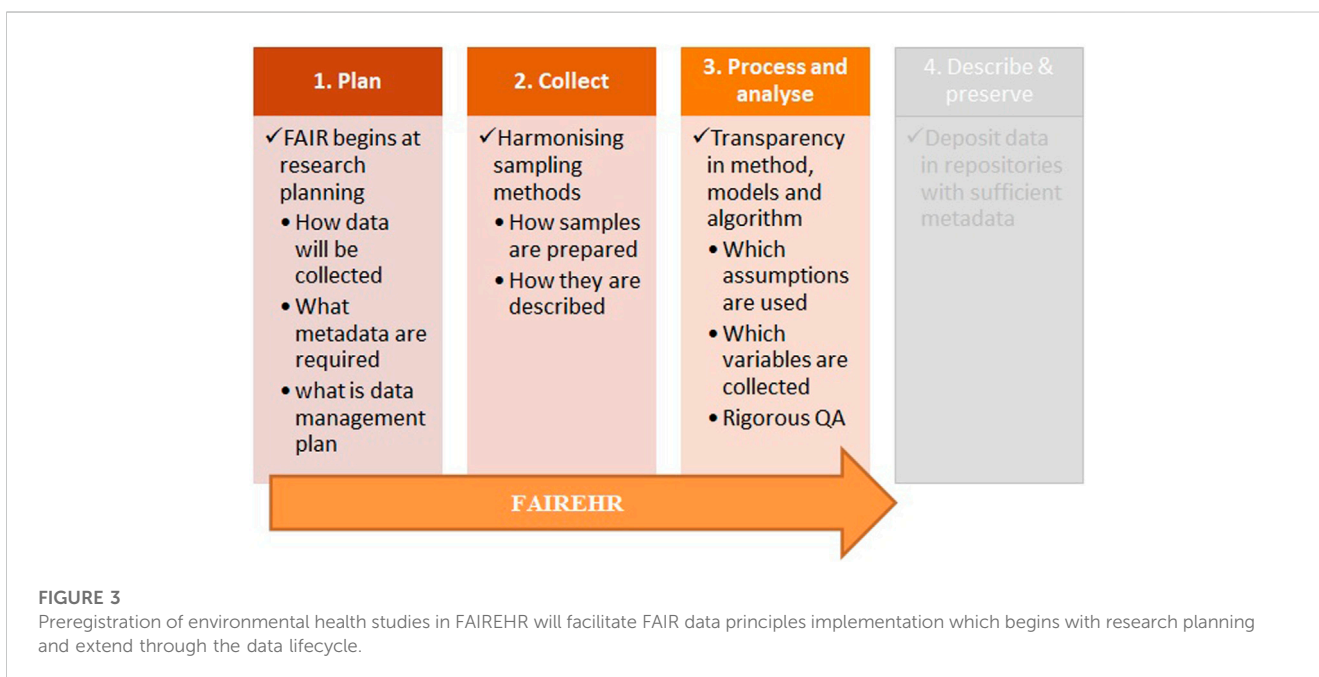
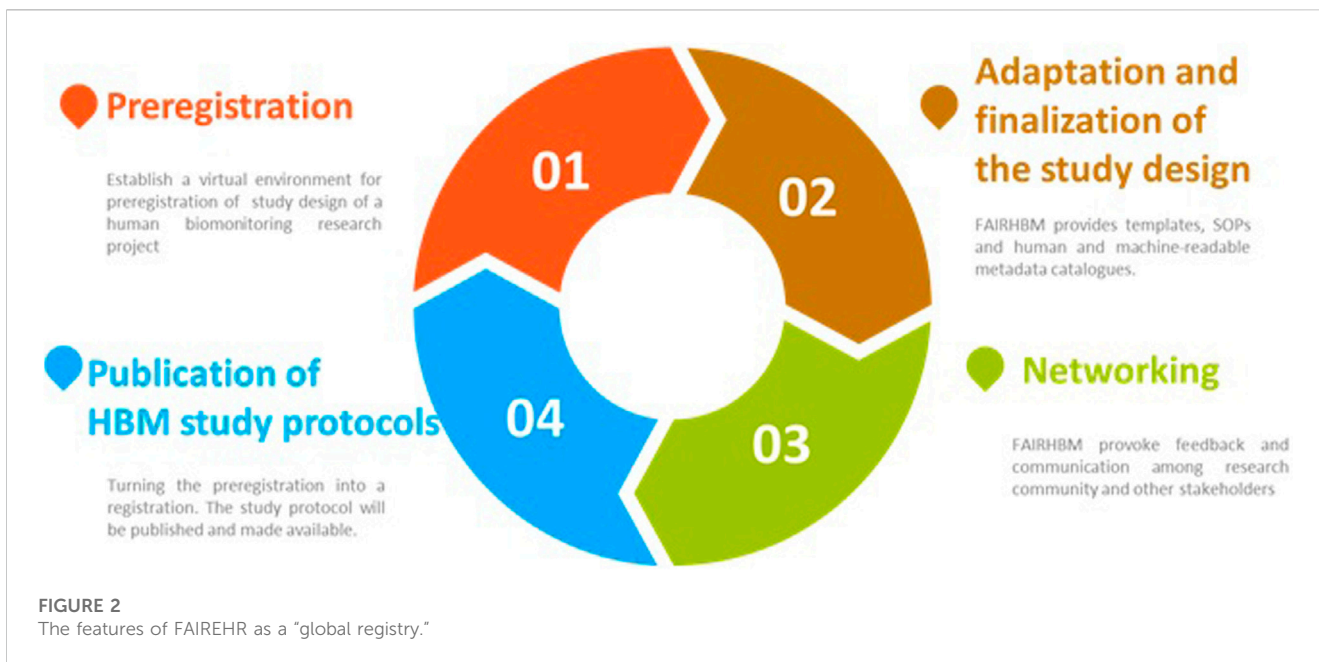
Finally, the objective of FAIREHR is to provide researchers with equitable access to contemporary templates, standard operating procedures (SOPs), and protocols, enabling them to enhance their study designs and produce comparable, reproducible, and integrable research outcomes. We do not support rejection of preregistrations and in special cases preregistrations will only be rejected if the researchers do not wish to utilize the templates and protocols provided by FAIREHR for a specific research topic with available harmonized template and protocols. We aim to develop FAIREHR to be user-friendly for both users and reviewers such as simple and clear user interface (straightforward instructions and design), clear and easy to follow navigation with labels and easy-to-understand icons (tooltips, explanations of terms, and other helpful information), data entry interface with dropdown menus, radio buttons, and other input controls following structured questions, (yes/no and multiple-choice formats), robust search and filtering capabilities, online help desk, and finally, strong security features to protect user data and prevent unauthorized access.

3.1 Technical setup of FAIREHR

There are varying levels of technical setup required for the development of FAIREHR (Figure 4). Successful deployment of FAIR will require a standardised information architecture and environmental and occupational health research community should reach a robust consensus on balanced minimum information guidelines to ensure necessary metadata are collected without placing undue burden on users, and on development, and implementation of relevant semantic standards, such as ontologies or hierarchical vocabularies to capture specific types of data (Mattingly et al., 2016). To do so, FAIREHR will:

- 1) adopt uniform resource identifiers (URIs) or persistent identifiers (PIDs) as part of its data lifecycle management strategy. The use of URIs or PIDs is recognised as key

⁸ https://research-and-innovation.ec.europa.eu/strategy/str%5Dategy-2020-2024/our-digital-future/open-science_en

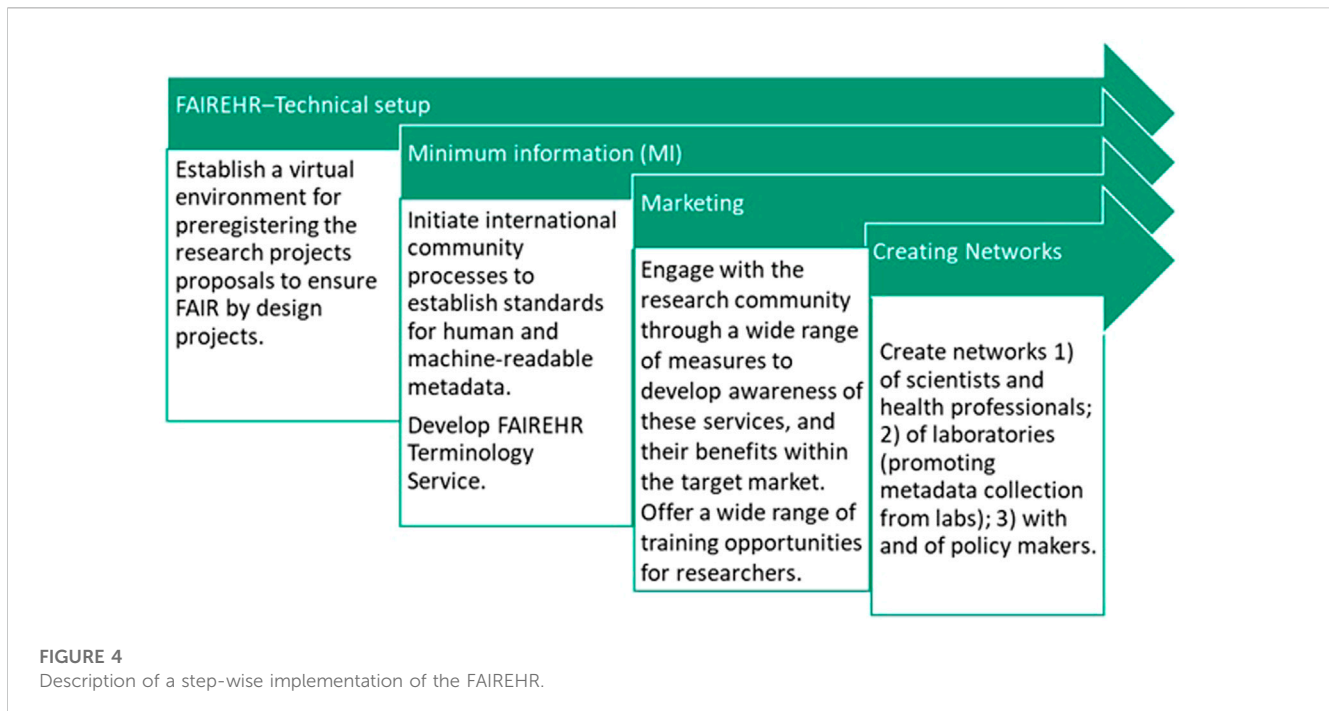


performance indicators of the FAIRification process of data lifecycle (Collins et al., 2018; Wise et al., 2019). This is consistent with the Findability guidelines (i.e., F1), which emphasizes the importance of making data Findable by assigning them with globally unique and persistent identifiers.

2) promote alignment of the studies by making available SOPs as well as harmonised and agreed open access templates for each step of any type of HBM study as a starting point. This will include the specifics of research design and analysis plans. This process ensures that relevant metadata are collected and data entries

are uniform. This is consistent with the Findability guidelines (i.e., F2) as well as defined by reusability guidelines (i.e., R1), which emphasizes that data should be described with rich metadata.

3) initiate establishment of balanced minimum information guidelines in collaboration with broad community of stakeholders including researchers and clinicians (data generators and data users), publishers, industry and government agencies. This is consistent with the findability guidelines and useability guidelines to optimise the reuse of data. To achieve this, metadata and data should be well-



described so that they can be replicated and/or combined in different settings.

- 4) accommodate relevant ontologies. This aligns with I1 and I2 to insure Interoperability of data.

Data and metadata will be described using normative and community recognized specifications, harmonized codebooks for biomarkers, vocabularies, related ontologies, and standards that determine the precise meaning of concepts and qualities that the data represent. Users can browse or search the ontologies and use links on the metadata to find related information. Ontologies can facilitate data integration by standardizing the vocabulary used to describe different entities and relationships between them. For example, in the case where clinical information is captured, systems need to “know” that phenotypic terms such as “microcephaly,” “nanocephaly,” “small head,” among others, have some equivalence, and that requires a coordinated use of ontologies.

The scope of FAIREHR includes HBM studies of any design and for any population. Examples of designs include: cross-sectional studies, case-control studies, prospective designs, and retrospective studies. Cross-sectional designs may aim at comparing biomarkers across populations using well-standardized methods of sample collection and analysis (Santonen et al., 2019; Scheepers et al., 2021; Silva et al., 2021; Jones et al., 2022). HBM studies may follow populations prospectively such as in birth cohorts (Andersen et al., 2016; Nakayama et al., 2019) or follow populations impacted by chemical incidents and disasters (Scheepers and Smolders, 2014a). HBM studies at varying scales, including large-scale multicentre, multinational surveys, or small-scale studies will be included as long as HBM is performed according to well-established protocols (Scheepers et al., 2011; Scheepers et al., 2014b).

The FAIREHR would have a pool of experts registered as reviewers so that the process is not too onerous on a limited

group of individuals. The initial set of reviewers will comprise our scientific advisory board, who have been actively involved in the development of this platform from its inception and possess comprehensive knowledge of all facets of FAIREHR. The FAIREHR employs structured questions including yes/no and multiple-choice formats. This should reduce the use of open-ended queries and facilitate a straightforward process for both registrant and reviewers. Moreover, a set of review criteria should guide reviewers in their evaluation of registrations. Each registry record would be reviewed by experts from a related field without competing interests. Consequently, the serving reviewers must disclose any potential conflicts of interest.

The FAIREHR will most likely be hosted by ISES or a non-governmental/non-for-profit expert organization. Any registered study will be subject to an embargo period before being published online. For instance, the *Journal of Environmental Exposure Assessment (JEEA)*⁹ has agreed to be connected to the FAIREHR to publish study protocols. Moreover, JEEA has agreed to include the FAIREHR recommendations in its Guide for Authors for those wishing to publish protocols of HBM studies. Embargo period will be clearly communicated with registrants. FAIREHR will also engage with repositories to ensure that the necessary metadata requirement is met to enable interoperability and reuse.

These protocol articles would include study background and design with descriptions of recruitment, sampling, chemical analysis (including acceptance criteria for the analysis), and statistical analysis as well as the data management plan. After completion of the study, ideally the data would be fed into a database for HBM data that then includes the link back to the FAIREHR, for retrieval of

⁹ <https://www.oaepublish.com/jeea>

the full metadata. FAIREHR would provide an environment for HBM researchers to initiate an active HBM science network. The FAIREHR will enable researchers to consult with experts in the field to obtain insights in topics relevant for their research question. In addition, human and machine-readable metadata will enable automatic discovery of datasets and innovations to leverage science-based decision-making processes (at technical and policy levels) for public health.

Technical steps such as integrating FAIREHR with other tools and platforms would be a valuable way to expand its functionality and enhance its usefulness long term, but possible legal issues will need to be addressed before proceeding with any integration. Overall, as FAIREHR continues to develop and mature, exploring integration with other tools and platforms can be a strategic goal to pursue.

4 Expected impacts and benefits

Publicly available metadata enhances the visibility of existing interoperable data facilitating communication and collaboration among researchers, for example, those engaged in risk assessment and exposure science. Preregistration of research studies aids, scientists, regulators, policymakers (at various levels such as EU, national, regional), life sciences RDI organisations, publishers, and research funding bodies to track and identify planned and ongoing, as well as completed, studies. For example, it would save time by quickly finding which HBM studies an organisation has, which departments and people can arrange access to datasets of interest, or which data licenses and request procedures are required. In particular, an overview of on-going research can provide valuable insights into existing gaps and facilitate prioritization of future research endeavors and optimize resource allocation.

In situations where data are restricted for security purposes (e.g., personally identifiable information) the metadata would include information about how the data can be accessed and what permissions are needed so researchers may still be able to share some human data through restricted and secure access.

Preregistration helps raise awareness of non-significant findings, potential low statistical power in studies, publication bias, and thus helps researchers learn for the lessons gained by others by making all planned studies discoverable whether or not they are ultimately published (Nosek et al., 2019; Rubin, 2019; Paul et al., 2021).

The FAIREHR will serve the research community from concept to project completion (registering studies that are planned, ongoing, and completed) for generating reusable high-quality metadata and ensuring visibility throughout the research project life-cycle. Preregistration of HBM studies and producing more structured human and machine-readable metadata with FAIREHR will:

- 1) Maximize resource efficiency by increasing the interaction between investigators to enable harmonization of study designs before measurements commence, thereby reducing wasted effort and research funds;
- 2) Provide a harmonized format for study design to facilitate comparability of research results;

- 3) Ensure generation of high-quality metadata by ensuring stakeholders are aware of which standards and policies exist and help foster their adoption;
- 4) Increase transparency in knowledge creation;
- 5) Encourage dialogues among scientific communities from different geographical locations that will lead to harmonized research approaches and thus, comparability of multi-country data.
- 6) Increase findability of measurement data by linking every registered study to prospective data repositories;
- 7) Increase the accessibility of study information (protocols and HBM metadata) and of eventual measurement data;
- 8) Facilitate the findability of HBM research and increase awareness of previous projects.

Therefore, full deployment of the FAIREHR could lead to higher research productivity, impactful research, new insights and innovations, as well as improved reproducibility and trust in science.

4.1 Expected science to policy impact

The FAIREHR will directly enable the interface between science and policy (regulators and policymakers) as illustrated in Figure 5. The proposed FAIREHM platform and improved organisation of HBM data and metadata (depicted by orange and red boxes, respectively) are expected to facilitate the interplay between the various stages involved in generating scientific data and arriving at informed decision making (highlighted by green boxes). It is important to highlight that science possesses the capability to investigate queries posed by policymakers, while decisions will invariably be made by policymakers. Maintaining a clear boundary between the domains of science and policy is crucial. The FAIREHR would enable a science-policy interface where policymakers have access to on-going, completed and planned HBM studies and can articulate their needs for data and future research. Meanwhile, researchers will have the opportunity to communicate directly with policymakers but also within a global HBM network. Additionally, FAIREHR would strengthen the transparency of environment and health research studies in line with recommendations made in the Regulation (EU) 2019/1381 of the European Parliament and of the Council of 20 June 2019¹⁰ on the transparency and sustainability of the EU risk assessment for food and use features from the European Food Safety Authority (EFSA) toolkit¹¹ geared towards enhancing transparency.

The FAIREHR science and policy interface benefits are:

- 1) Facilitate easier/more efficient identification of available HBM projects that could be sources of information fit for the purpose of regulatory risk assessment (and risk-benefit

10 <https://eur-lex.europa.eu/legal-content/EN/TXT/?uri=CELEX%3A32019R1381>

11 <https://www.efsa.europa.eu/en/applications/toolkit#connect-efsa>

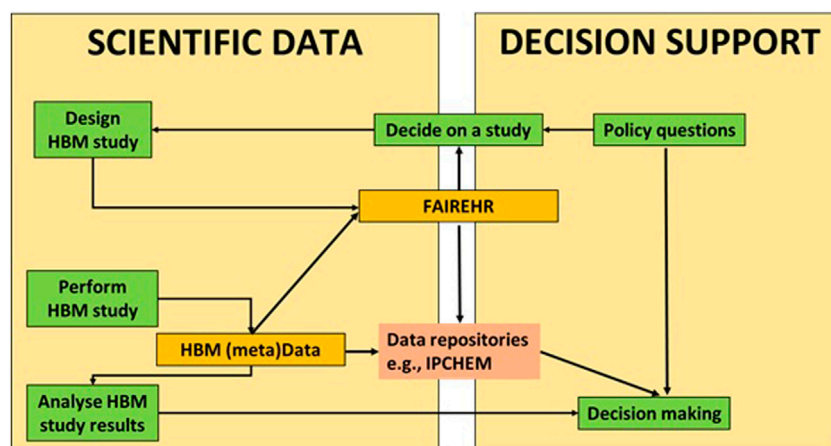


FIGURE 5

The proposed FAIREHM platform and improved organisation of HBM data and metadata (orange/red boxes) will support the interaction between the common steps (green boxes) in obtaining scientific data and decision making. Green: Actions by policymakers or researchers, Orange: Results from these actions, and the main elements for the proposed new system. Red: Existing data repositories.

assessment), thus addressing policy questions in a timely manner with least effort;

- 2) Assure transparency and reduce bias e.g., publication bias;
- 3) Promote dialogues among scientists, policymakers and practitioners, entrepreneurs, and community members during the research process such that they can voice their concerns, needs and aspirations;
- 4) Create possibilities for regulators to communicate their needs regarding HBM data for specific substances, substance groups and/or target populations, leading to the design of fit for purpose research based on policy questions and public concern;
- 5) Provide an environment for HBM researchers to network and for regulators to accelerate policy progress through establishing connections, starting conversations, engaging in discussion and collaboration.

4.2 Expected business impact

Four short-term time and cost savings envisaged are:

- 1) excellent findability for relevant research projects;
- 2) quick access to the data at scale;
- 3) standardised and high-quality data ready for selection in analytical processes such as machine learning;
- 4) support to chemical innovation along the lines of the SSbD framework; a key information and data resource for small and medium enterprises in the chemical sector.

In the longer term, lower costs to society will accrue, owing to decreases in the burden of disease. HBM provides insight into the exposure-disease continuum, and thus, enable the construction of precise, comprehensive and translational study of the effects of the environment on humans. For example, HBM can be used to stratify patient populations to identify patients who might benefit

from a clinical trial, alert of safety issues that can thus be avoided. Furthermore, improved search results for HBM studies that show effects from an unhealthy lifestyle and living environment would be provided with direct access to the FAIREHR as well as a demonstrable increase in productivity of the R&D pipeline. EHS data integration and interoperability can identify innovative solutions to environmental health problems and open new opportunities to maximize previous and future research investment while advancing science more rapidly and in areas not previously possible.

5 A stepwise approach to FAIREHR's implementation

The challenges towards creating FAIREHR are substantial and we, therefore, propose a stepwise approach for its development. As FAIREHR evolves, it will attain varying levels of maturity over time, and we will utilize solutions to expedite the FAIRification process.

The ISES Europe HBM WG on FAIREHR (the "FAIREHR team") foresees close collaboration with the European initiative PARC. One aspect covered by PARC aims to enhance the EU experimental capacities, increase reliability/quality of newly generated information and will work on FAIRification of HBM datasets (amongst many other activities). Within PARC there is a 3.5 years internal project on FAIR and sustainable storage of HBM datasets. It will systematically address all 15 FAIR principles, and include, e.g., development of FAIR metadata, metadata schemas and templates, vocabularies and ontologies, as well as (sustainable) FAIR data repositories. This highlights, the complementarity and emphasizes the need for close collaboration between PARC and the FAIREHR team. This collaboration will help define the FAIREHR required dataset. The FAIREHR will capture key attributes of HBM study designs

carried out worldwide. These submitted registration forms would be checked for coherence, completeness, and clarity before being made publicly available. The resulting FAIREHR as a meta-database would contain public records of metadata such as study design, an audit trail of major changes to planned methods, HBM data format and structure from each study, details of when the study will be completed, and links to resulting publications and where data are stored (e.g., data repositories) when provided by the authors thus FAIREHR will not contain measurement data itself. Such a meta-database would thus act as an important resource in the science-stakeholder interface for raising awareness of upcoming studies/data in the field of environmental health.

These metadata would provide basis to improve future HBM studies. The FAIREHR would be an integrated service for scientists, life sciences companies, publishers and policymakers with user-friendly features and consequently, science will serve society in a more effective manner.

Funding is required to develop and build the FAIREHR and science governance to ensure its sustainability. A governance model is essential for maintaining the platform, sustaining community efforts in keeping with scientific and technical advances, and championing public availability of standards for EHS data to ensure continued relevancy. Support from international projects and consortia could potentially provide seed funding for development of FAIREHR. The registry to be free of charge for individual researchers however dedicated funding mechanisms for its sustainability is required (e.g., business to business (B2B) subscription models or advertisements may be options as a revenue model for part of FAIREHR).

Effective and broadly used registry require a high level of scholarship and community involvement, result in major capacity building impacts on research, and are increasingly recognized for their integral role in data analysis and integration.

6 Outlook and next steps

The FAIREHR is expected to serve major challenges in implementing a successful “big data” strategy, namely, the quality and completeness of study design and metadata, as well as the time needed to interconvert data from a variety of sources. The FAIREHR would be an integrated user-friendly service for scientists, life sciences companies, publishers, and policymakers. An important goal to be accomplished is that science will serve society in a more effective manner.

Data Availability Statement

The original contributions presented in the study are included in the article/[Supplementary Materials](#), further inquiries can be directed to the corresponding author.

Author contributions

All authors listed have made a substantial, direct, and intellectual contribution to the work and approved it for publication.

Funding

Most co-authors were financially supported with their respective institution. Some of the co-authors were financially supported by the “Safe and Efficient Chemistry by Design (SafeChem)” project (grant no. DIA 2018/11) funded by the Swedish Foundation for Strategic Environmental Research, and by the PARC project (grant no. 101057014) funded under the European Union’s Horizon Europe Research and Innovation program.

Acknowledgments

We would like to thank all the experts active in the International society for Exposure science (ISES) European Regional Chapter, working group on Exposure data production: Human data working group (ISES Europe HBM working group) for their support and contributions. We also acknowledge ISES for agreeing on hosting the platform and the *Journal of Environmental Exposure Assessment* (JEEA) for supporting the registry with publishing the registered study’s protocols. We also thank Stephanie Bopp from European Commission, Joint Research Centre (JRC), Ispra, Italy, for the exchange on IPCHEM, and the support of the HBM4EU teams and of the Partnership for the Assessment of Risks from Chemicals (PARC) and their participating members.

Conflict of interest

Author AP is employed by esQLABS GmbH.

The remaining authors declare that the research was conducted in the absence of any commercial or financial relationships that could be construed as a potential conflict of interest.

Publisher’s note

All claims expressed in this article are solely those of the authors and do not necessarily represent those of their affiliated organizations, or those of the publisher, the editors and the reviewers. Any product that may be evaluated in this article, or claim that may be made by its manufacturer, is not guaranteed or endorsed by the publisher.

Supplementary material

The Supplementary Material for this article can be found online at: <https://www.frontiersin.org/articles/10.3389/ftox.2023.1116707/full#supplementary-material>

References

- Andersen, Z. J., Sram, R. J., Ščaný, M., Gurzau, E. S., Fucic, A., Gribaldo, L., et al. (2016). Newborns health in the Danube Region: Environment, biomonitoring, interventions and economic benefits in a large prospective birth cohort study. *Environ. Int.* 88, 112–122. doi:10.1016/j.envint.2015.12.009
- Aurisano, N., and Fantke, P. (2022). Semi-automated harmonization and selection of chemical data for risk and impact assessment. *Chemosphere* 302, 134886. doi:10.1016/j.chemosphere.2022.134886
- Bornmann, L., and Haunschild, R. (2022). Empirical analysis of recent temporal dynamics of research fields: Annual publications in chemistry and related areas as an example. *J. Inf.* 16, 101253. doi:10.1016/j.joi.2022.101253
- Bornmann, L., Haunschild, R., and Mutz, R. (2021). Growth rates of modern science: A latent piecewise growth curve approach to model publication numbers from established and new literature databases. *Humanit. Soc. Sci. Commun.* 8, 224–315. doi:10.1057/s41599-021-00903-w
- Burgelman, J. C., Pascu, C., Szkuta, K., Von Schomberg, R., Karalopoulos, A., Repanas, K., et al. (2019). Open science, open data, and open scholarship: European policies to make science fit for the twenty-first century. *Front. Big Data* 2, 43. doi:10.3389/fdata.2019.00043
- Chakravorty, N., Sharma, C. S., Molla, K. A., and Pattanaik, J. K. (2022). Open science: Challenges, possible solutions and the way forward. *Proc. Indian Natl. Sci. Acad.* 88, 456–471. doi:10.1007/s43538-022-00104-2
- Collins, S., Genova, F., Harrower, N., Hodson, S., Jones, S., Laaksonen, L., et al. (2018). *Turning FAIR into reality: Final report and action plan from the European Commission expert group on FAIR data*. Luxembourg: Publications Office of the European Union, 95.
- Cronin, M. T., Belfield, S. J., Briggs, K. A., Enoch, S. J., Firman, J. W., Frericks, M., et al. (2023). Making in silico predictive models for toxicology FAIR. *Regul. Toxicol. Pharmacol.*, 105385.
- Daniel, A. B., Choksi, N., Abedini, J., Bell, S., Ceger, P., Cook, B., et al. (2022). Data curation to support toxicity assessments using the Integrated Chemical Environment. *Front. Toxicol.* 4, 987848. doi:10.3389/ftox.2022.987848
- Doiron, D., Burton, P., Marcon, Y., Gaye, A., Wolffenbuttel, B. H., Perola, M., et al. (2013). Data harmonization and federated analysis of population-based studies: The BioSHaRE project. *Emerg. themes Epidemiol.* 10, 12–18. doi:10.1186/1742-7622-10-12
- Emara, Y., Seljak, B. K., Gibney, E. R., Popovski, G., Pravst, I., and Fantke, P. (2022). Workflow for building interoperable food and nutrition security (FNS) data platforms. *Trends Food Sci. Technol.* 123, 310–321. doi:10.1016/j.tifs.2022.03.022
- Evans, T. R., Branney, P., Clements, A., and Hatton, E. (2023). Improving evidence-based practice through preregistration of applied research: Barriers and recommendations. *Account. Res.* 30, 88–108. doi:10.1080/08989621.2021.1969233
- Fantke, P., Aurisano, N., Provoost, J., Karamertzanis, P. G., and Haunschild, M. (2020a). Toward effective use of REACH data for science and policy. *Environ. Int.* 135, 105336. doi:10.1016/j.envint.2019.105336
- Fantke, P., de Bruin, Y. B., Schlüter, U., Connolly, A., Bessems, J., Kephapoulos, S., et al. (2022). The European exposure science strategy 2020–2030. *Environ. Int.* 2022, 107555. doi:10.1016/j.envint.2022.107555
- Fantke, P., Von Goetz, N., Schlüter, U., Bessems, J., Connolly, A., Dudzina, T., et al. (2020b). Building a European exposure science strategy. *J. Expo. Sci. Environ. Epidemiol.* 30, 917–924. doi:10.1038/s41370-019-0193-7
- Gilles, L., Govarts, E., Rambaud, L., Vogel, N., Castano, A., López, M. E., et al. (2021). HBM4EU combines and harmonises human biomonitoring data across the EU, building on existing capacity—The HBM4EU survey. *Int. J. Hyg. Environ. Health* 237, 113809. doi:10.1016/j.ijheh.2021.113809
- Gilles, L., Govarts, E., Rodriguez Martin, L., Andersson, A. M., Appenzeller, B. M., Barbone, F., et al. (2022). Harmonization of human biomonitoring studies in Europe: Characteristics of the hbm4eu-aligned studies participants. *Int. J. Environ. Res. Public Health* 19, 6787. doi:10.3390/ijerph19116787
- Govarts, E., Gilles, L., Martin, L. R., Santonen, T., Apel, P., Alvito, P., et al. (2023). Harmonized human biomonitoring in European children, teenagers and adults: EU-wide exposure data of 11 chemical substance groups from the HBM4EU aligned studies (2014–2021). *Int. J. Hyg. Environ. Health* 249, 114119. doi:10.1016/j.ijheh.2023.114119
- Govarts, E., Liese, G., Stephanie, B., Petr, H., Leslie, M., Roel, V., et al. (2022). Position paper on management of personal data in environment and health research in Europe. *Environ. Int.* 165, 107334. doi:10.1016/j.envint.2022.107334
- Heacock, M. L., Lopez, A. R., Amolegbe, S. M., Carlin, D. J., Henry, H. F., Trottier, B. A., et al. (2022). Enhancing data integration, interoperability, and reuse to address complex and emerging environmental health problems. *Environ. Sci. Technol.* 56, 7544–7552. doi:10.1021/acs.est.1c08383
- Huuskonen, P., Karakitsios, S., Scholten, B., Westerhout, J., Sarigiannis, D. A., and Santonen, T. (2022). Health risk assessment of ortho-toluidine utilising human biomonitoring data of workers and the general population. *Toxics* 10, 217. doi:10.3390/toxics10050217
- Jones, K., Galea, K. S., Scholten, B., Loikala, M., Porras, S. P., Bousoumah, R., et al. (2022). HBM4EU diisocyanates study—research protocol for a collaborative European human biological monitoring study on occupational exposure. *Int. J. Environ. Res. Public Health* 19, 8811. doi:10.3390/ijerph19148811
- Kogevinas, M., Schlünssen, V., Mehlum, I. S., and Turner, M. C. (2020). The OMEGA-NET international inventory of occupational cohorts. *Ann. Work Expo. Health* 64, 565–568. doi:10.1093/annweh/wxaa039
- Kosnik, M. B., Kephapoulos, S., Muñoz, A., Aurisano, N., Cusinato, A., Dimitroulopoulou, S., et al. (2022). Advancing exposure data analytics and repositories as part of the European Exposure Science Strategy 2020–2030. *Environ. Int.* 2022, 107610. doi:10.1016/j.envint.2022.107610
- Marx-Stoelting, P., Rivière, G., Luijten, M., Aiello-Holden, K., Bandow, N., Baken, K., et al. (2023). A walk in the PARC: Developing and implementing 21st century chemical risk assessment in Europe. *Archives Toxicol.* 97, 893–908. doi:10.1007/s00204-022-03435-7
- Mattingly, C. J., Boyles, R., Lawler, C. P., Haugen, A. C., Dearry, A., and Haendel, M. (2016). Laying a community-based foundation for data-driven semantic standards in environmental health sciences. *Environ. Health Perspect.* 124, 1136–1140. doi:10.1289/ehp.1510438
- Naidu, R., Biswas, B., Willett, I. R., Cribb, J., Singh, B. K., Nathanail, C. P., et al. (2021). Chemical pollution: A growing peril and potential catastrophic risk to humanity. *Environ. Int.* 156, 106616. doi:10.1016/j.envint.2021.106616
- Nakayama, S. F., Espina, C., Kamijima, M., Magnus, P., Charles, M. A., Zhang, J., et al. (2019). Benefits of cooperation among large-scale cohort studies and human biomonitoring projects in environmental health research: An exercise in blood lead analysis of the environment and child health international birth cohort group. *Int. J. Hyg. Environ. Health* 222, 1059–1067. doi:10.1016/j.ijheh.2019.07.005
- National Academies of Sciences Engineering and Medicine (2018). *Open science by design: Realizing a vision for 21st century research*. National Academies Press.
- Nosek, B. A., Beck, E. D., Campbell, L., Flake, J. K., Hardwicke, T. E., Mellor, D. T., et al. (2019). Preregistration is hard, and worthwhile. *Trends Cognitive Sci.* 23, 815–818. doi:10.1016/j.tics.2019.07.009
- Nosek, B. A., Ebersole, C. R., DeHaven, A. C., and Mellor, D. T. (2018). The preregistration revolution. *Proc. Natl. Acad. Sci.* 115, 2600–2606. doi:10.1073/pnas.1708274114
- Paul, M., Govaert, G. H., and Schettino, A. (2021). Making ERP research more transparent: Guidelines for preregistration. *Int. J. Psychophysiol.* 164, 52–63. doi:10.1016/j.ijpsycho.2021.02.016
- Pronk, A., Loh, M., Kuijpers, E., Albin, M., Selander, J., Godderis, L., et al. (2022). Applying the exposome concept to working life health: The EU EPHOR project. *Environ. Epidemiol.* 6, e185. doi:10.1097/EE9.0000000000000185
- Rubin, M. (2019). Setting up a collaborative European human biological monitoring study on occupational exposure to hexavalent chromium. arXiv preprint arXiv:201010513 2020.
- Santonen, T., Alimonti, A., Bocca, B., Duca, R. C., Galea, K. S., Godderis, L., et al. (2019). Setting up a collaborative European human biological monitoring study on occupational exposure to hexavalent chromium. *Environ. Res.* 177, 108583. doi:10.1016/j.envres.2019.108583
- Sarigiannis, D. A., Karakitsios, S. P., Handakas, E., Simou, K., Solomou, E., and Gotti, A. (2016). Integrated exposure and risk characterization of bisphenol-A in Europe. *Food Chem. Toxicol.* 98, 134–147. doi:10.1016/j.fct.2016.10.017
- Sarigiannis, D. A., Tratnik, J. S., Mazej, D., Kosjek, T., Heath, E., Horvat, M., et al. (2019). Risk characterization of bisphenol-A in the Slovenian population starting from human biomonitoring data. *Environ. Res.* 170, 293–300. doi:10.1016/j.envres.2018.12.056
- Scheepers, P. T., Bos, P. M., Konings, J., Janssen, N. A., and Grievink, L. (2011). Application of biological monitoring for exposure assessment following chemical incidents: A procedure for decision making. *J. Expo. Sci. Environ. Epidemiol.* 21, 247–261. doi:10.1038/jes.2010.4
- Scheepers, P. T., Duca, R. C., Galea, K. S., Godderis, L., Hardy, E., Knudsen, L. E., et al. (2021). HBM4EU occupational biomonitoring study on e-waste—study protocol. *Int. J. Environ. Res. Public Health* 18, 12987. doi:10.3390/ijerph182412987
- Scheepers, P. T., and Smolders, R. (2014a). Identifying a role for human biomonitoring in incidents involving hazardous materials. *Toxicol. Lett.* 231 (3), 291–294.
- Scheepers, P. T., van Brederode, N. E., Bos, P. M., Nijhuis, N. J., van de Weerd, R. H., van der Woude, I., et al. (2014b). Human biological monitoring for exposure assessment in response to an incident involving hazardous materials. *Toxicol. Lett.* 231, 295–305. doi:10.1016/j.toxlet.2014.03.002
- Serghiou, S., Axfors, C., and Ioannidis, J. P. (2023). Lessons learnt from registration of biomedical research. *Nat. Hum. Behav.* 7, 9–12. doi:10.1038/s41562-022-01499-0

- Sexton, K., Needham, L., and Pirkle, L.,L. (2004). Human Biomonitoring of Environmental Chemicals: Measuring chemicals in human tissues is the "gold standard" for assessing people's exposure to pollution. *Am. Sci.* 92, 38–45. doi:10.1511/2004.45.921
- Silva, V., Alaoui, A., Schlünssen, V., Vested, A., Graumans, M., Van Dael, M., et al. (2021). Collection of human and environmental data on pesticide use in Europe and Argentina: Field study protocol for the SPRINT project. *Plos one* 16, e0259748. doi:10.1371/journal.pone.0259748
- Sinaci, A. A., Núñez-Benjumea, F. J., Gencturk, M., Jauer, M. L., Deserno, T., Chronaki, C., et al. (2020). From raw data to FAIR data: The FAIRification workflow for health research. *Methods Inf. Med.* 59, e21–e32. doi:10.1055/s-0040-1713684
- van der Naald, M., Chamuleau, S. A., Menon, J. M., de Leeuw, W., de Haan, J. J., Duncker, D. J., et al. (2021). A 3-year evaluation of preclinical trials. eu reveals room for improvement in preregistration of animal studies. *PLoS Biol.* 19, e3001397. doi:10.1371/journal.pbio.3001397
- WHO (2015). *Human biomonitoring: Facts and figures*. Europe: World Health Organization.
- Wilkinson, M. D., Dumontier, M., Aalbersberg, I. J., Appleton, G., Axton, M., Baak, A., et al. (2016). The FAIR Guiding Principles for scientific data management and stewardship. *Sci. data* 3, 160018–160019. doi:10.1038/sdata.2016.18
- Wise, J., de Barron, A. G., Splendiani, A., Balali-Mood, B., Vasant, D., Little, E., et al. (2019). Implementation and relevance of FAIR data principles in biopharmaceutical R&D. *Drug Discov. today* 24, 933–938. doi:10.1016/j.drudis.2019.01.008
- Zare Jeddi, M., Hopf, N. B., Louro, H., Viegas, S., Galea, K. S., Pasanen-Kase, R., et al. (2022). Developing human biomonitoring as a 21st century toolbox within the European exposure science strategy 2020–2030. *Environ. Int.* 168, 107476. doi:10.1016/j.envint.2022.107476
- Zare Jeddi, M., Virgolino, A., Fantke, P., Hopf, N. B., Galea, K. S., Remy, S., et al. (2021). A human biomonitoring (HBM) Global Registry Framework: Further advancement of HBM research following the FAIR principles. *Int. J. Hyg. Environ. Health* 238, 113826. doi:10.1016/j.ijheh.2021.113826