



Potentiometric Investigation of the Oxide Behavior in NaCl-AlCl₃ Melts at 175°C

Zachariassen, K.; Berg, Rolf W.; Bjerrum, Niels; Barner, Jens H. Von

Published in:
Journal of The Electrochemical Society

Link to article, DOI:
[10.1149/1.2100634](https://doi.org/10.1149/1.2100634)

Publication date:
1987

Document Version
Publisher's PDF, also known as Version of record

[Link back to DTU Orbit](#)

Citation (APA):
Zachariassen, K., Berg, R. W., Bjerrum, N., & Barner, J. H. V. (1987). Potentiometric Investigation of the Oxide Behavior in NaCl-AlCl₃ Melts at 175°C. *Journal of The Electrochemical Society*, 134(5), 1153-1157.
<https://doi.org/10.1149/1.2100634>

General rights

Copyright and moral rights for the publications made accessible in the public portal are retained by the authors and/or other copyright owners and it is a condition of accessing publications that users recognise and abide by the legal requirements associated with these rights.

- Users may download and print one copy of any publication from the public portal for the purpose of private study or research.
- You may not further distribute the material or use it for any profit-making activity or commercial gain
- You may freely distribute the URL identifying the publication in the public portal

If you believe that this document breaches copyright please contact us providing details, and we will remove access to the work immediately and investigate your claim.

Potentiometric Investigation of the Oxide Behavior in NaCl-AlCl₃ Melts at 175°C

K. Zachariassen, R. W. Berg, and N. J. Bjerrum

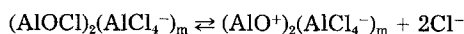
Chemistry Department A, The Technical University of Denmark, DK-2800 Lyngby, Denmark

J. H. von Barner

The Institute of Mineral Industry, The Technical University of Denmark, DK-2800 Lyngby, Denmark

ABSTRACT

By potentiometric measurements in concentration cells with chlorine/chloride or aluminum electrodes, it is shown that the experimental average chloride coordination number of AlO⁺ is 1.01 corresponding to the formation of a complex (AlOCl)_n(AlCl₄⁻)_m (with *n* = 2 as the most likely value according to recent cryoscopic measurements) in basic, neutral, and weakly acidic NaCl-AlCl₃ melts at 175°C (1.128 < *pCl* < 4.25). In more acidic melts (4.25 < *pCl* < 5.0; 0.503 < *X'*_{AlCl₃} < 0.516), the experimental average coordination number decreases. The measurements in this *pCl* range can, based on a least squares fitting procedure, be explained satisfactorily by the equilibrium



with *m* = 4, 2, and 0. For these three values of *m* *pK*-values between 9.5 and 9.9 are found for the equilibrium. From a statistical point of view solvated (*m* = 4 and 2) and nonsolvated (*m* = 0) versions of the equilibrium are equally good. The nonsolvated possibility is not considered to be a realistic one for structural reasons. Proposed structures for a number of solvated oxochloro species of the type Al₄O₂Cl₈ and Al₆O₂Cl₁₆²⁻ are given.

The behavior of oxide ions in NaCl-AlCl₃ melts has been the subject of several investigations (1-6). The problem is important since oxide contaminations are responsible for oxide coatings on aluminum cathodes and consumption of carbon anodes in electrolytic production of aluminum from melts (7) containing aluminum chloride.

In the field of fundamental chemistry, oxide contaminations can lead to misinterpretations, *e.g.*, in dilute chloroaluminate solutions, since oxochloro complexes rather than chloro complexes are sometimes formed (8).

There has been some dispute as to whether AlOCl₂⁻ (or solvated forms thereof) exists in basic NaCl-AlCl₃ melts, whereas AlOCl has been commonly accepted as the aluminum oxochloro species present in neutral and moderately acidic melts (1-6).

In some previous works (1-3, 5) oxides have been added in such a way that foreign cations were introduced into the NaCl-AlCl₃ melts (*e.g.*, BaCO₃ and Ba(OH)₂ as oxide donors). Also, a nickel electrode was assumed to be an oxide indicator electrode (2). It was later shown that this electrode was in fact a *pCl* indicator in NaCl-AlCl₃ melts containing oxide at 175°C, (3, 5) and that Ba²⁺ ions had acidic properties relative to chloride ions in basic NaCl-AlCl₃ melts (9). As a result, Taulelle *et al.* (5) concluded that the only aluminumoxychloro species present in the *pCl*-range 1.13-4.25 (molar units) was AlOCl. Recently, cryoscopic measurements by Berg *et al.* (6) have shown that AlOCl is dimeric in nearly neutral NaCl-AlCl₃ melts, *i.e.*, exists as (AlOCl)₂(AlCl₄⁻)_m where *m* is an unknown number, probably greater than zero.

We have previously (4) potentiometrically investigated the oxide behavior in NaCl-AlCl₃ melts, but at two compositions only. We found that the chloride/oxide exchange number, (*i.e.*, chloride ions liberated for each oxide ion added) was 2.51 for a basic melt (*pCl* = 1.29) and for an acidic melt 2.90 (*pCl* = 4.59). These measurements were, however, performed with electrode cells equipped with a ceramic material frit (main components: Al₂O₃, SiO₂, and K₂O; 47.4, 45.8, and 2.9 weight percent, respectively), which was not entirely stable towards attack by NaCl-AlCl₃ melts (especially when acidic), and the proper composition correction procedure described later in this article was not applied.

The aim of the present investigation was to perform potentiometric measurements in acidic NaCl-AlCl₃ melts with *pCl* higher than 4.25, where no data exist, and with the discussion concerning the possible existence of AlOCl₂⁻ in mind, we also decided to reinvestigate the ba-

sic melts using Na₂O and AlOCl as oxide donors (which contribute no foreign cation).

Experimental

NaCl (analytical grade from Riedel-de Haën) was purified by passing first HCl gas and then dry N₂ through the molten salt, using the procedure described previously (4, 10). AlCl₃ was made from molten aluminum metal (99.999%) and dry HCl-gas by the usual method (11). NaAlCl₄ was prepared by reacting equal amounts of NaCl and AlCl₃ for 24h at 200°C. AlOCl was made according to the method given by Schäfer (12), in which V₂O₅ is reacted with excess AlCl₃. As in previous work (4) we used commercial Na₂O from Merck AG. All handling of the chemicals was performed in a nitrogen atmosphere dry box (water content less than 10 ppm). The chemicals were always kept under vacuum in sealed borosilicate ampuls.

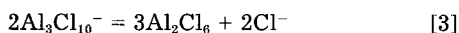
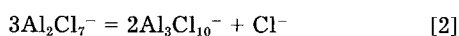
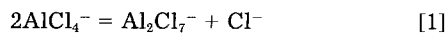
The dual-compartment concentration cells used for the potentiometric measurements were of a construction developed by von Barner and Bjerrum (13) modified as described below: The separation of the measuring and reference compartments was made by a sintered borosilicate disk (the ceramic pins from Radiometer used previously (4, 11) corroded in oxide containing melts, especially in the acidic range). Before filling the cells, the porosity of the disk was tested with a 0.10M aqueous KCl solution at room temperature in both electrode compartments. A resistance of between 20 and 80 kΩ was considered sufficient. Furthermore, the cells used in this work were without a pressure leveling tube between the two compartments. This was a necessity because of the AlCl₃ vapor pressure difference between the two compartments when investigating acidic melts.

The electrodes were either of pure aluminum or of glassy carbon in both compartments (*i.e.*, aluminum or chlorine-chloride cells). The aluminum cells were sealed under vacuum and the chlorine-chloride cells under 1/2 atm 99.9% pure Cl₂ (at room temperature). The furnaces and other types of equipment used have been described previously (13-15).

General Considerations and Definitions

The formality *C'* of a component is defined as the initially weighed molar amount divided by the volume of the molten mixture in liters. The *pCl* and equilibrium constants in this work are given in molar units unless otherwise stated. For the NaCl-AlCl₃ solvent, the density

expression by Berg, Hjuler, and Bjerrum (16) and a three equilibria model by Fehrmann *et al.* (4) were used to calculate concentrations of the aluminum-chloro species



The equilibrium constants at 175°C were (4): $pK_1 = 7.052$, $pK_2 = 6.9$, $pK_3 = 14.0$. In the calculations on the oxo-chloro complex equilibria it is of no importance whether a three or two equilibria model are used for the solvent, since they give equally good mathematical descriptions (4). The reference melt (NaAlCl_4 saturated with NaCl) was assumed to have a $p\text{Cl}$ value of 1.128 at 175°C taken from the same work (4).

The experimental average coordination number n_{AlO^+} for the AlO^+ unit is defined as

$$n_{\text{AlO}^+} = \frac{3C'_{\text{AlCl}_3} + C'_{\text{NaCl}} + C'_{\text{AlOCl}} - 4[\text{AlCl}_4^-] - 7[\text{Al}_2\text{Cl}_7^-] - 10[\text{Al}_3\text{Cl}_{10}^-] - 6[\text{Al}_2\text{Cl}_6] - [\text{Cl}^-]}{C'_{\text{AlOCl}}} \quad [4]$$

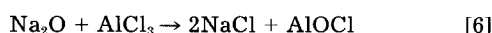
where C'_{AlCl_3} and C'_{AlOCl} are corrected for the presence of AlOCl in the AlCl_3 .

As mentioned previously, it is of utmost importance to know the oxide content of the NaCl-AlCl_3 solvent. This was calculated in the following way: Equal molar amounts of NaCl and AlCl_3 were reacted as described in the Experimental section. The potentiometric cell was filled with the NaAlCl_4 obtained, and the chloride concentration was determined from the Nernst equation (13).

For an equimolar melt free of oxide, $[\text{Cl}^-]$ should be equal to $[\text{Al}_2\text{Cl}_7^-]$ (due to Eq. [1]). By the potentiometric measurements on actual melts of equimolar composition (according to the weighings) it was normally found that $[\text{Cl}^-]$ was greater than $[\text{Al}_2\text{Cl}_7^-]$. A value of $[\text{Cl}^-] - [\text{Al}_2\text{Cl}_7^-]$ greater than zero would arise from an AlOCl contamination of the AlCl_3 . As we shall see later, AlOCl does not react with chloride in the basic region and the region around the neutral point ($1.28 < p\text{Cl} < 4.25$). Therefore, the difference $[\text{Cl}^-] - [\text{Al}_2\text{Cl}_7^-]$ corresponds to the fraction of the originally weighed AlCl_3 that was actually AlOCl . The amount of AlOCl , W_{AlOCl} , can be calculated as

$$W_{\text{AlOCl}} = ([\text{Cl}^-] - [\text{Al}_2\text{Cl}_7^-]) \times V \times M_{\text{AlCl}_3} \quad [5]$$

where V is the volume of the melt and M_{AlCl_3} is the molar weight of aluminum chloride. Typically, $[\text{Cl}^-] - [\text{Al}_2\text{Cl}_7^-]$ was around 0.03M. Hence, nearly half of the AlOCl present in the samples originated from the NaAlCl_4 solvent, whereas the rest of the oxide was added as AlOCl or Na_2O . In the evaluation of the measurements it is assumed that the reaction



proceeds quantitatively [in the CsCl-AlCl_3 system it has been shown spectroscopically that the kind of oxide source is unimportant (17)].

Two kinds of mole fractions are of use: X_i ($i = \text{AlCl}_3, \text{NaCl}, \text{AlOCl}$) is the usual mole fraction, whereas X'_i is the binary mole fraction within the NaCl-AlCl_3 solvent only ($i = \text{NaCl}, \text{AlCl}_3$). The latter mole fraction is useful when comparing to cryoscopic results (6).

Results and Discussion

The measured equilibrium voltages of the cells are listed in Table I as a function of the compositions. From these values the $p\text{Cl}$ and the experimental average coordination numbers for AlO^+ were calculated (Eq. [4]). The calculated results are given as circles in Fig. 1. It is obvious that the experimental average coordination number n_{AlO^+} is one in the $p\text{Cl}$ range from 1.128 to 4.25, which excludes the formation of AlOCl_2^- even in the most basic range in accordance also with conclusions reached by Taulelle *et al.* (5). From the ten first compositions in Table I the experimental value can be calculated to be 1.01 ± 0.05 assuming that n_{AlO^+} is constant in that

$p\text{Cl}$ range. The experimental variance of n_{AlO^+} was $2.59 \cdot 10^{-3}$.

As reported previously (6), the results obtained were quite independent of whether chlorine/chloride electrodes ($\text{Cl}_2 + 2e^- \rightleftharpoons 2\text{Cl}^-$) or aluminum electrodes ($\text{AlCl}_4^- + 3e^- \rightleftharpoons \text{Al} + 4\text{Cl}^-$) were used. The fact that the average experimental AlO^+ chloride coordination number is one reflects the occurrence in the melt of species of the general formula $(\text{AlOCl})_n \cdot (\text{AlCl}_4^-)_m$, where n and m are unknown integers. Previously, Berg *et al.* (6) found that one cryoscopically active "particle" was formed for each two AlOCl "particles" added to near neutral NaCl-AlCl_3 melts. They concluded that the most likely value of n was 2 in this $p\text{Cl}$ range. The $(\text{AlOCl})_2$ species thus found is probably solvated by AlCl_4^- forming $(\text{AlOCl})_2(\text{AlCl}_4^-)_m$. A value of $m = 1$ corresponding to the species (I, Fig. 2) has previously been suggested (6), and recently two salts, containing the ion $\text{Al}_4\text{O}_2\text{Cl}_{10}^{2-}$ corresponding to $m = 2$

have been characterized by x-ray crystal structure determinations (18, 19). The structure of this ion is shown as (II). These two kinds of oxide species are closely related via uptake/release of an AlCl_4^- -ion, see (III).

Unfortunately, the cryoscopic method offers no possibility for distinguishing between nonsolvated ($m = 0$) or solvated forms ($m > 0$) of $(\text{AlOCl})_2(\text{AlCl}_4^-)_m$. Furthermore, no conclusion can be drawn from the potentiometric measurements in the $p\text{Cl}$ range 1.128-4.25 regarding the solvation problem because of the low solubility of AlOCl in the NaCl-AlCl_3 melts. Nevertheless, we think that solvation is probable and that (I) and/or (II) are very likely structures. However, other possibilities exist, e.g., for $\text{Al}_3\text{O}_2\text{Cl}_6^-$ and $\text{Al}_4\text{O}_2\text{Cl}_{10}^{2-}$ three and seven isomeric forms, respectively, can be imagined, etc.

In acidic melts, for $p\text{Cl}$ values > 4.25 or $X'_{\text{AlCl}_3} > 0.503$, the average experimental coordination number n_{AlO^+} drops below one (Fig. 1). Hence, at least one new species must be formed in that range. It is likely that this species contains the AlO^+ unit. The AlO^+ unit is known from the ion $\text{Al}_3\text{OCl}_6^-$, i.e., $(\text{AlO}^+)(\text{AlCl}_4^-)_2$, see (IV), which has recently been identified in a crystal structure (19).

We have previously (15) developed a computer program which by means of a nonlinear regression procedure (see Appendix) and from initially guessed pK values is able to find optimized equilibrium constants for different sets of equilibria.

Table I. Values of cell potentials^a and mole fractions^b for $\text{NaCl-AlCl}_3\text{-AlOCl}$ melts at 175°C

$-\Delta E$ (mV)	Oxide source	X_{NaCl}	X_{AlCl_3}	X_{AlOCl}
6.70	Na_2O	0.4979 ₉	0.4948 ₈	0.0071 ₃
9.26	Na_2O	0.4994 ₄	0.4961 ₅	0.0044 ₂
14.31	Na_2O	0.4988 ₅	0.4958 ₃	0.0053 ₂
18.11	Na_2O	0.5001 ₇	0.4976 ₄	0.0021 ₈
22.63	Na_2O	0.4985 ₈	0.4961 ₀	0.0053 ₁
36.20 ^c	Na_2O	0.4989 ₈	0.4973 ₇	0.0036 ₅
80.90 ^c	AlOCl	0.4997 ₁	0.4991 ₂	0.0011 ₇
116.03	Na_2O	0.4970 ₇	0.4972 ₃	0.0057 ₀
249.20	Na_2O	0.4967 ₀	0.4999 ₀	0.0034 ₀
260.45	Na_2O	0.4957 ₂	0.4998 ₅	0.0043 ₈
290.93	Na_2O	0.4933 ₀	0.5033 ₂	0.0033 ₇
292.00	Na_2O	0.4942 ₂	0.5043 ₀	0.0014 ₉
297.79	AlOCl	0.4934 ₃	0.5052 ₀	0.0012 ₈
311.43	Na_2O	0.4909 ₁	0.5076 ₂	0.0014 ₈
315.64	AlOCl	0.4901 ₂	0.5086 ₁	0.0012 ₇
326.68	AlOCl	0.4865 ₆	0.5114 ₂	0.0020 ₂
344.53	AlOCl	0.4799 ₅	0.5180 ₃	0.0019 ₉

^a Reference electrode NaAlCl_4 melt saturated with NaCl .

^b Corrected mole fractions. X_{AlCl_3} and X_{AlOCl} are corrected for AlOCl present in the weighed AlCl_3 .

^c Measured in Al electrode cell. The value has been multiplied with 3/4 to compare with chlorine/chloride cell values.

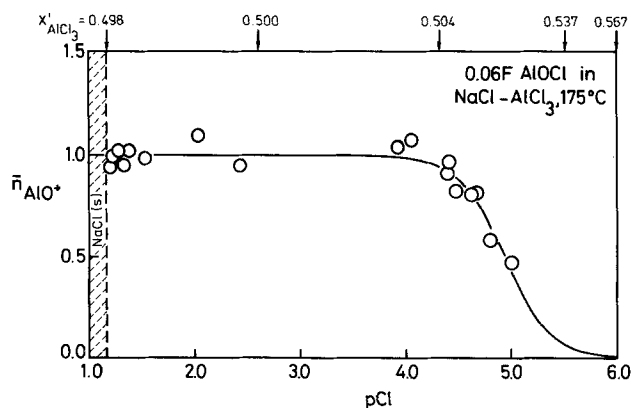
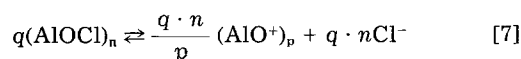


Fig. 1. Average experimental chloride coordination number n for AlO^+ in NaCl-AlCl_3 solutions at 175°C as a function of chloroacidity ($p\text{Cl}$, molar scale) or mole fraction (X'_{AlCl_3} , nonlinear scale), compared with calculated curve for the reaction



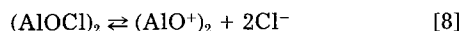
0.06 F AlOCl (total oxide level including the background oxide contamination). The vertical dashed line shows the limit due to saturation with NaCl .

Consequently, using the seven last acidic compositions in Table I, we tested, as described in detail in the Appendix, the simple nonsolvated models involving $(\text{AlOCl})_n$ and $(\text{AlO}^+)_p$, i.e., the equilibria models in Eq. [7]



Since we have fairly dilute solutions of AlOCl , it is unlikely that we are dealing with complexes with more than two AlO^+ -units linked together. This restriction gives the four models shown in Table II.

The discrimination between these four nonsolvated models is performed by means of an F-test in which the minimum variance for each model is compared to the experimental variance (see Appendix). Models 2 and 3 have a significance of more than 90% and may thus be considered acceptable explanations of our seven measurements in the most acidic range. The following consideration may help when it comes to distinguishing between these two models. Since AlOCl will probably also be dimeric in the acidic range, it seems as if model 3 is more likely than model 2. Hence, having left out solvation, the conclusion is that the best way to account for the behavior of oxide in quite acidic NaCl-AlCl_3 melts ($4.25 < p\text{Cl} < 5.0$) probably will be by the equilibrium



The pK -value in molar units was found to be 9.88 at 175°C .

As for $(\text{AlOCl})_n$ in the near neutral range, it is from a structural point of view not likely that the $(\text{AlO}^+)_p$ species exist in nonsolvated forms in the acidic ($p\text{Cl} > 4.25$)

Table II. pK -values and variances for different nonsolvated models for the oxochloro complex formation of Al(III) in acidic NaCl-AlCl_3 melts at 175°C ^a

Model number	Equilibrium	pK	Variances	F_{model}^b
1	$\text{AlOCl} \rightleftharpoons \text{AlO}^+ + \text{Cl}^-$	5.14(8)	$8.5 \cdot 10^{-3}$	3.3
2	$2\text{AlOCl} \rightleftharpoons (\text{AlO}^+)_2 + 2\text{Cl}^-$	8.50(7)	$3.2 \cdot 10^{-3}$	1.2
3	$(\text{AlOCl})_2 \rightleftharpoons (\text{AlO}^+)_2 + 2\text{Cl}^-$	9.88(6)	$2.8 \cdot 10^{-3}$	1.1
4	$(\text{AlOCl})_2 \rightleftharpoons 2\text{AlO}^+ + 2\text{Cl}^-$	13.60(13)	$11.3 \cdot 10^{-3}$	4.4

^a $pK = -\log K$, where K is the molar concentration equilibrium constant with the standard error on last digit indicated inside parentheses.

^b F_{model} = variance of model (7 points) divided by the estimated experimental variance $2.59 \cdot 10^{-3}$ (10 points). The 90% significance level value of F , $F_{0.10}(6,9)$, is 2.55.

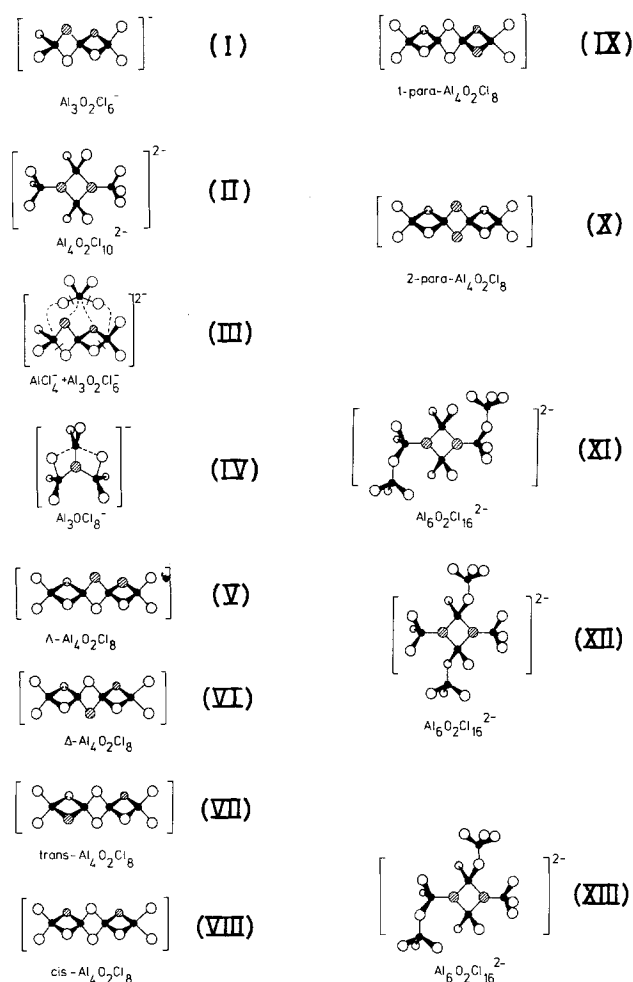
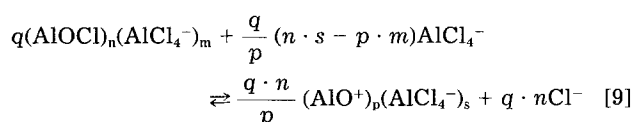


Fig. 2

melts. It is more likely, we think, that species of the general formula $(\text{AlO}^+)_p(\text{AlCl}_4^-)_s$ occur in this range; p and s are integers.

This leads to equilibria of the general type



Our present computer program is only capable of calculating equilibria with $n \cdot s = p \cdot m$, i.e., equilibria in which the number of AlCl_4^- solvent ions bound to oxochloro species is restricted to be the same on both sides of the equilibrium arrows. Of course, models with a different number of bound solvent ions will be possible as well, but these cannot be treated in the available program.

The results of the computations on the solvated models are shown in Table III. In order to be able to compare with the nonsolvated models investigated above (Table II), only solvated models with n and p being 1 or 2 were taken into consideration.

The F-tests show that a number of models are not able to explain the measurements on a 90% significance level. This is the case for models 1a, b, 4a, and b, for which the corresponding nonsolvated models (1 and 4 in Table II) also gave poor fits. Among the models 2a, b, 3a, b, and c, only models 2a, 3b, and c are able to explain the measurements on a 90% significance level.

However, model 2a, involving an oxomonomeric species in the near neutral $p\text{Cl}$ range where $(\text{AlOCl})_n$ is stable (i.e., when Eq. [9] is displaced to the left), is not able to explain the previous $n = 2$ cryoscopic evidence (6). Models 3b and c, on the other hand, are both perfectly fit to do this. Model 3b has the lowest variance of all models taken into account in this work. The pK -value for this

Table III. *pK*-values and variances for different solvated^a models for the oxochloro complex formation of Al(III) in acidic NaCl-AlCl₃ melts at 175°C

Model number	Equilibrium	<i>pK</i>	Variance	<i>F</i> _{model} ^b
1a	(AlOCl)(AlCl ₄ ⁻) ⇌ (AlO ⁺)(AlCl ₄ ⁻) + Cl ⁻	4.99(9)	13 · 10 ⁻³	5.0
1b	(AlOCl)(AlCl ₄ ⁻) ₂ ⇌ (AlO ⁺)(AlCl ₄ ⁻) ₂ + Cl ⁻	4.85(10)	17 · 10 ⁻³	6.7
2a	2(AlOCl)(AlCl ₄ ⁻) ⇌ (AlO ⁺) ₂ (AlCl ₄ ⁻) ₂ + 2Cl ⁻	8.28(9)	5.4 · 10 ⁻³	2.0
2b	2(AlOCl)(AlCl ₄ ⁻) ₂ ⇌ (AlO ⁺) ₂ (AlCl ₄ ⁻) ₄ + 2Cl ⁻	8.08(11)	9.6 · 10 ⁻³	3.7
3a	(AlOCl) ₂ (AlCl ₄ ⁻) ⇌ (AlO ⁺) ₂ (AlCl ₄ ⁻) + 2Cl ⁻	9.75(5)	9.8 · 10 ⁻³	3.8
3b	(AlOCl) ₂ (AlCl ₄ ⁻) ₂ ⇌ (AlO ⁺) ₂ (AlCl ₄ ⁻) ₂ + 2Cl ⁻	9.69(5)	2.46 · 10 ⁻³	0.95
3c	(AlOCl) ₂ (AlCl ₄ ⁻) ₄ ⇌ (AlO ⁺) ₂ (AlCl ₄ ⁻) ₄ + 2Cl ⁻	9.52(5)	3.3 · 10 ⁻³	1.3
4a	(AlOCl) ₂ (AlCl ₄ ⁻) ₂ ⇌ 2(AlO ⁺)(AlCl ₄ ⁻) + 2Cl ⁻	13.17(12)	15 · 10 ⁻³	5.6
4b	(AlOCl) ₂ (AlCl ₄ ⁻) ₄ ⇌ 2(AlO ⁺)(AlCl ₄ ⁻) ₂ + 2Cl ⁻	13.25(10)	16 · 10 ⁻³	6.3

^a Solvated with AlCl₄⁻.

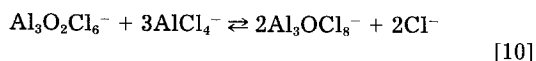
^b *F*_{model} = variance of model divided by the estimated experimental variance, 2.59 · 10⁻³, obtained for the nonsolvated AlOCl form. The experimental variances for the solvated forms of AlOCl do not differ markedly from this value. The 90% significance level value of *F*, *F*_{0.10(6.9)} is 2.55.

model is 9.69 which is hardly different from the 9.88 value of the corresponding nonsolvated equilibrium (Eq. [8]). The "acidic" species of model 3b (AlO⁺)₂(AlCl₄⁻)₂ = Al₄O₂Cl₈ can be visualized in the 6 isomers shown as (V)-(X). Acidic species corresponding to the one of model 3c (Al₆O₂Cl₁₆²⁻) has been proposed by Rytter (21), see XI, but other isomers can be imagined, e.g., XII and XIII.

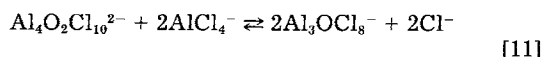
Support for the formation of Al₄O₂Cl₈ molecules should be obtainable from mass spectroscopy of the gas phase over the melts. Indeed, an Al₄O₂Cl₇⁺ fraction has been identified previously by mass spectroscopy (20).

As mentioned, our program unfortunately is not capable of calculating on models with differences in numbers of associated solvent ions on the two sides of the equilibria.

To do this a new algorithm is needed. This would enable us to study equilibria like



and

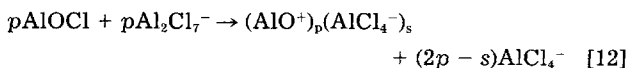


that involve simple known ions. In addition to a new computer program, which is able to calculate such models, more measurements of high precision are needed to obtain a significant discrimination between all the likely equilibria, at least on the basis of potentiometric measurements alone.

The cryoscopic measurements of Berg *et al.* (6) only covered the near neutral melts (*X*'_{AlCl₃} < 0.504; *pCl* < 4.3) which means that no data is available in the acidic *pCl* range where *n*_{AlO⁺} drops below one.

From cryoscopic measurements in the more acidic range where the species (AlO⁺)_{*p*}(AlCl₄⁻)_{*s*} are the major aluminum oxochloro complexes formed, it should however also be possible to determine the degree of polymerization of these species.

From such measurements, *v*_{AlOCl} can be evaluated and the number *p*, occurring in the general equation



can be obtained since *v*_{AlOCl} = (1 - *p*)/*p*.

According to Fig. 1 more than 90% of the AlOCl added should react to give (AlO⁺)_{*p*}(AlCl₄⁻)_{*s*} species in the *pCl* region 5.4-6.0. In this area, two preliminary cryoscopic measurements have been performed so far (22), yielding *v*_{AlOCl} values near -1/2. According to these preliminary results, a *p*-value of two is obtained, i.e., a dimeric species should be formed. When this result is combined with the model calculations on the potentiometric measurements, it seems very likely that (AlO⁺)₂(AlCl₄⁻)₂ is the acidic oxochloro species in Eq. [9].

In conclusion, it can be said that only (AlOCl)₂(AlCl₄⁻)₂ exists in basic and weakly acidic NaCl-AlCl₃ melts. (1.128 < *pCl* < 4.25) at 175°C. This is in agreement with the results of Taulelle *et al.* (5). In more acidic melts, probably

dimeric species of the kind (AlO⁺)₂(AlCl₄⁻)₂ starts forming. A value of two for both *m* and *s* seems a reasonable guess taking into consideration the model discriminations based on the potentiometric measurements in this work and previous structural determinations on aluminum oxochloro compounds (18-20).

From a strictly statistical point of view the potentiometric measurements are explained equally well by the best solvated and nonsolvated models, but it remains that dimeric species are significant, that is, Eq. [8] or solvated forms hereof.

Acknowledgments

The authors are grateful for support from The Danish Council for Scientific and Industrial Research, Julie Damm's Foundation, Director Ib Henriksens Foundation, and The Ministry of Energy.

Manuscript submitted July 8, 1985; revised manuscript received Dec. 2, 1986.

APPENDIX

The program for testing the different model equilibria is based on the following equations for the nonsolvated aluminum oxochloro complexes. The formality *C*'_{*i*}, where *i* represents NaCl, AlCl₃ (corrected for AlOCl content), or total AlOCl, respectively, is calculated from [A-1]

$$C'_i = W_i/(M_i \cdot V) = W_i \cdot \rho / (M_i \cdot \sum_j W_j) \quad [A-1]$$

(*W*_{*i*}, *M*_{*i*}, *V*, and *ρ* are weights, molar weights, volume, and density (16), respectively.) The problem is then for each experimental composition to solve eight equations [A2-A9]

$$K_1 = [\text{Al}_2\text{Cl}_7^-][\text{Cl}^-]/[\text{AlCl}_4^-]^2 \quad [A-2]$$

$$K_2 = [\text{Al}_3\text{Cl}_{10}^-][\text{Cl}^-]/[\text{Al}_2\text{Cl}_7^-]^3 \quad [A-3]$$

$$K_3 = [\text{Al}_2\text{Cl}_6]^\theta[\text{Cl}^-]^\theta/[\text{Al}_3\text{Cl}_{10}^-]^\theta \quad [A-4]$$

$$K = [(\text{AlO}^+)_p]^{qn/p}[\text{Cl}^-]^{qn}/[(\text{AlOCl})_n]^q \quad [A-5]$$

$$[\text{Na}^+] + n[(\text{AlO}^+)_n] = [\text{AlCl}_4^-] + [\text{Al}_2\text{Cl}_7^-] + [\text{Al}_3\text{Cl}_{10}^-] + [\text{Cl}^-] \quad [A-6]$$

$$C'_{\text{NaCl}} = [\text{Na}^+] \quad [A-7]$$

$$C'_{\text{AlCl}_3} = [\text{AlCl}_4^-] + 2[\text{Al}_2\text{Cl}_7^-] + 3[\text{Al}_3\text{Cl}_{10}^-] + 2[\text{Al}_2\text{Cl}_6] \quad [A-8]$$

$$C'_{\text{AlOCl}} = n[(\text{AlOCl})_n] + p[(\text{AlO}^+)_p] \quad [A-9]$$

The above equations [A2-A9] are four mass action expressions corresponding to equilibria [1], [2], [3], and [7], the charge balance and two independent mass balances. These equations in the unknown concentrations [AlCl₄⁻], [Al₂Cl₇⁻], [Al₃Cl₁₀⁻], [Al₂Cl₆], [(AlOCl)_{*n*}], [(AlO⁺)_{*p*}], [Cl⁻], and [Na⁺] can be solved for fixed values of *K* using a standard computer routine. Next, for each composition the coordination number corresponding to the chosen model and *K*-value, *n*_{model}(*K*), is calculated using Eq. [4]. Finally, the sum of squared deviations

$$S.S. = \sum_{j=1}^N (\bar{n}_{\text{model},j} - \bar{n}_{\text{experimental},j})^2 \quad [A-10]$$

(where N is the number of measurements, here the seven most acidic points) is minimized allowing K to change, using the Marquardt iterative principle. The final optimized value of K for a given model is then obtained and the whole procedure is repeated for the next model (see Table II).

The final variance of \bar{n} for each model is

$$\sigma_{\min}^2 = S.S./(j - 1) \quad [\text{A-11}]$$

This variance forms one part of the basis for a statistical evaluation (F-test) of the different models. The other part is the experimentally determined variance, which can be calculated from

$$\sigma_{\text{exp}}^2 = \sum_{k=1}^M (\bar{n}_a - \bar{n}_{\text{exp}, k})^2 / (k - 1) \quad [\text{A-12}]$$

where the summation over $k = 1, 2, \dots, M$ does not include the data used in [A10-A11] and where n_a is the average value of n for the M measurements, assumed to be an estimate of the true n . (For the present case a σ_{exp}^2 value of $2.59 \cdot 10^{-3}$ was calculated from that part of the measurements, where n was assumed to be constant and found as 1.01 assuming further that the experimental precision does not vary with pCl).

For each model, F_{model} can now be found from

$$F_{\text{model}} = \sigma_{\min}^2 / \sigma_{\text{exp}}^2 \quad [\text{A-13}]$$

and compared with the statistical table value of $F(N - 1, M - 1)$ corresponding to the chosen significance level. For a model to be considered as acceptable, the F_{model} value should be less than F .

For the case of solvated aluminum oxochloro complexes the equations [A-5], [A-6], [A-8], and [A-9] must be changed, but the procedure is in principle the same.

REFERENCES

- G. Letisse and B. Tremillon, *J. Electroanal. Chem. Interfacial Electrochem.*, **17**, 387 (1968).
- B. Tremillon, A. Bermond, and R. Molina, *ibid.*, **74**, 53 (1976).
- B. Gilbert and R. A. Osteryoung, *J. Am. Chem. Soc.*, **100**, 2725 (1978).
- R. Fehrmann, J. H. von Barner, N. J. Bjerrum, and O. F. Nielsen, *Inorg. Chem.*, **20**, 1712 (1981).
- F. Taulelle, C. Piolet, and B. Tremillon, *J. Electroanal. Chem. Interfacial Electrochem.*, **134**, 131 (1982).
- R. W. Berg, H. A. Hjuler, and N. J. Bjerrum, *Inorg. Chem.*, **23**, 557 (1984).
- W. E. Haupin and B. J. Racunas, U.S. Pat. 3,761,365 (1973).
- J. Robinson and R. A. Osteryoung, *This Journal*, **125**, 1454 (1978).
- F. Taulelle and B. Tremillon, *J. Electroanal. Chem. Interfacial Electrochem.*, **134**, 141 (1982).
- R. Fehrmann, N. J. Bjerrum, and F. W. Poulsen, *Inorg. Chem.*, **17**, 1195 (1973).
- H. A. Hjuler, A. Mahan, J. H. von Barner, and N. J. Bjerrum, *ibid.*, **21**, 402 (1982).
- (a) H. Schäfer, G. Göser, and G. Bayer, *Z. Anorg. Allg. Chem.*, **263**, 96, (1950); (b) H. Schäfer, F. E. Wittig, and W. Wilborn, *ibid.*, **297**, 48 (1958); (c) P. Hagenmuller, J. Portier, B. Barbe, and P. Bouclier, *ibid.*, **355**, 209 (1967).
- J. H. von Barner and N. J. Bjerrum, *Inorg. Chem.*, **12**, 1891 (1973).
- H. A. Andreasen, N. J. Bjerrum, and C. E. Foverskov, *Rev. Sci. Instrum.*, **48**, 1340 (1977).
- M. M. Laursen and J. H. von Barner, *J. Inorg. Nucl. Chem.*, **41**, 185 (1979).
- R. W. Berg, H. A. Hjuler, and N. J. Bjerrum, *J. Chem. Eng. Data*, **28**, 251 (1983).
- R. W. Berg and T. Ostvold, *Acta Chem. Scand.*, **A40**, 445 (1986).
- U. Thewalt and F. Stollmaier, *Angew. Chem. Int. Ed. Engl.*, **21**, 133 (1982); and *Angew. Chem. Suppl.*, 209 (1982).
- D. Jentsch, P. G. Jones, E. Schwarzmann, and G. M. Sheldrick, *Acta Crystallogr.*, **C39**, 1173 (1983).
- H. Schäfer and M. Binnewies, *Z. Anorg. Allg. Chem.*, **433**, 58 (1977).
- E. Rytter, Abstract 485, p. 721, The Electrochemical Society Extended Abstracts, Vol. 85-2, Las Vegas, NV, Oct. 13-18, 1985.
- R. W. Berg, Unpublished results.