



Directed Evolution towards Increased Isoprenoid Production in *Saccharomyces cerevisiae*

Carlsen, Simon; Nielsen, Michael Lyngge; Kielland-Brandt, Morten; Eliasson Lantz, Anna

Publication date:
2009

Document Version
Publisher's PDF, also known as Version of record

[Link back to DTU Orbit](#)

Citation (APA):

Carlsen, S., Nielsen, M. L., Kielland-Brandt, M., & Eliasson Lantz, A. (2009). *Directed Evolution towards Increased Isoprenoid Production in Saccharomyces cerevisiae*. Poster session presented at Systems Biology as a driver for Industrial Biotechnology, Istanbul, Turkey. <http://www.sysbio.se/SYSINBIO/index.html>

General rights

Copyright and moral rights for the publications made accessible in the public portal are retained by the authors and/or other copyright owners and it is a condition of accessing publications that users recognise and abide by the legal requirements associated with these rights.

- Users may download and print one copy of any publication from the public portal for the purpose of private study or research.
- You may not further distribute the material or use it for any profit-making activity or commercial gain
- You may freely distribute the URL identifying the publication in the public portal

If you believe that this document breaches copyright please contact us providing details, and we will remove access to the work immediately and investigate your claim.

Directed Evolution towards Increased Isoprenoid Production in *Saccharomyces cerevisiae*

Simon Carlsen, Morten C. Kielland-Brandt, Michael Lyng Nielsen and Anna Eliasson Lantz
Center for Microbial Biotechnology, Department of Systems Biology, Technical University of Denmark
E-mail: SimC@bio.dtu.dk

Introduction

Organic synthesis of isoprenoids often results in low yields due to their complex structure. This makes production in large scale, by organic synthesis economically unfeasible. Microbial production can easily be scaled to meet current demands and it is also an environmental benign production method compared to organic synthesis. Thus it would be attractive to engineer a microorganism to produce high amounts of IPP and other immediate prenyl precursors such as geranyl pyrophosphate, farnesyl pyrophosphate and geranylgeranyl pyrophosphate, thereby establishing it as a microbial platform for heterologous expression of isoprenoid genes (see figure 1).

This project is focused on creating diversity within a lycopene producing *S. cerevisiae* strain by construction of gDNA-, cDNA-, and transposon-libraries. The diversified population of *S. cerevisiae* clones will afterwards be screened using the isoprenoid molecule lycopene as a model compound, hereby enabling the isolation of phenotypes producing higher amounts of isoprenoid. This will elucidate novel genetic targets for increasing isoprenoid production in *S. cerevisiae*.

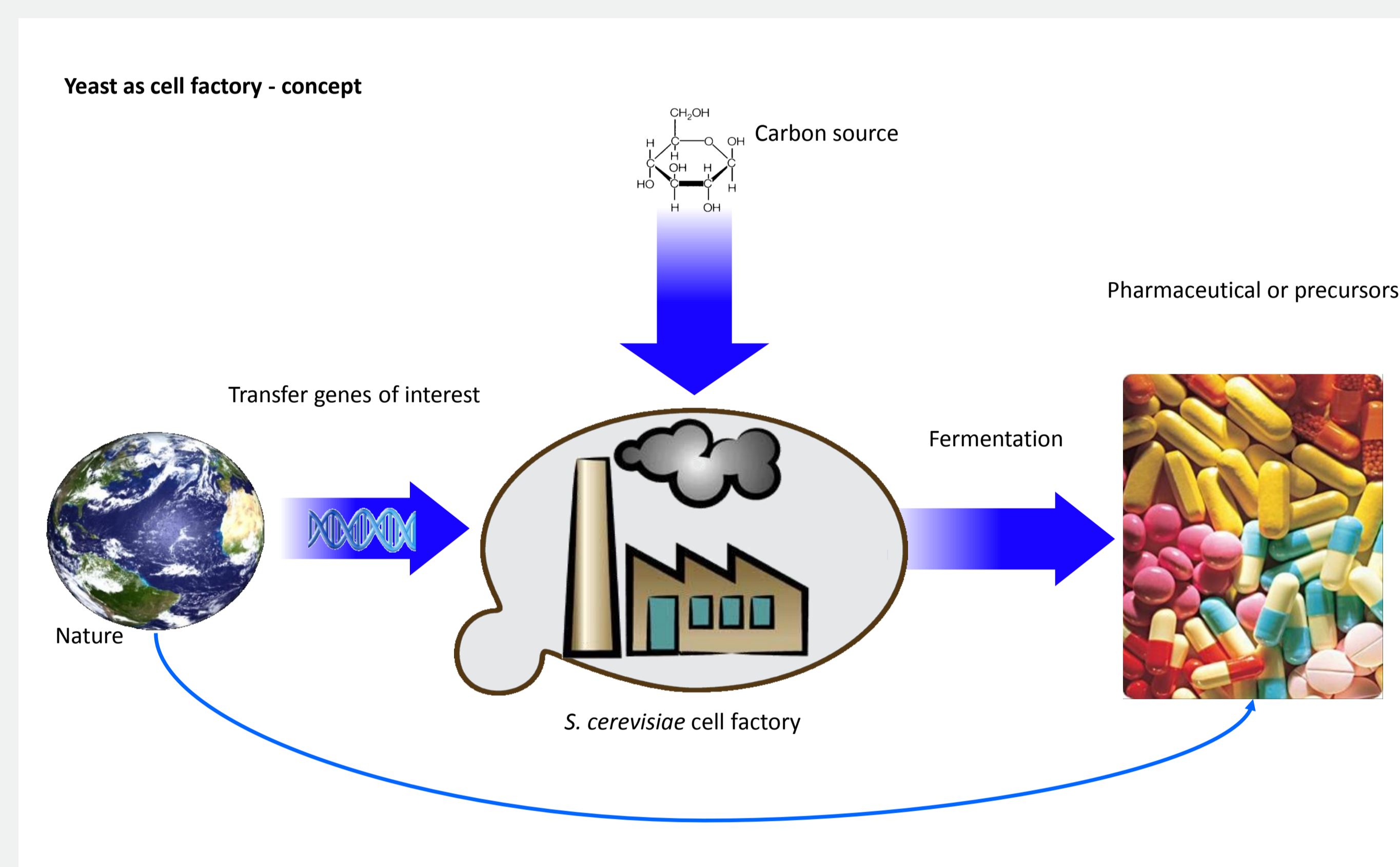


Figure 1: Setup of *S. cerevisiae* as microbial production platform to produce secondary metabolites. By transferring the genes encoding the isoprenoids of interest from its native host to a *S. cerevisiae* strain expressing them heterologously, it becomes possible to construct a microbial production platform for production of isoprenoids, which could be used as pharmaceuticals or precursors instead of having to rely on extraction from native sources (thin curved arrow). By fermentation of the constructed strain it will be possible to convert cheap carbon sources such as glucose into valuable products.

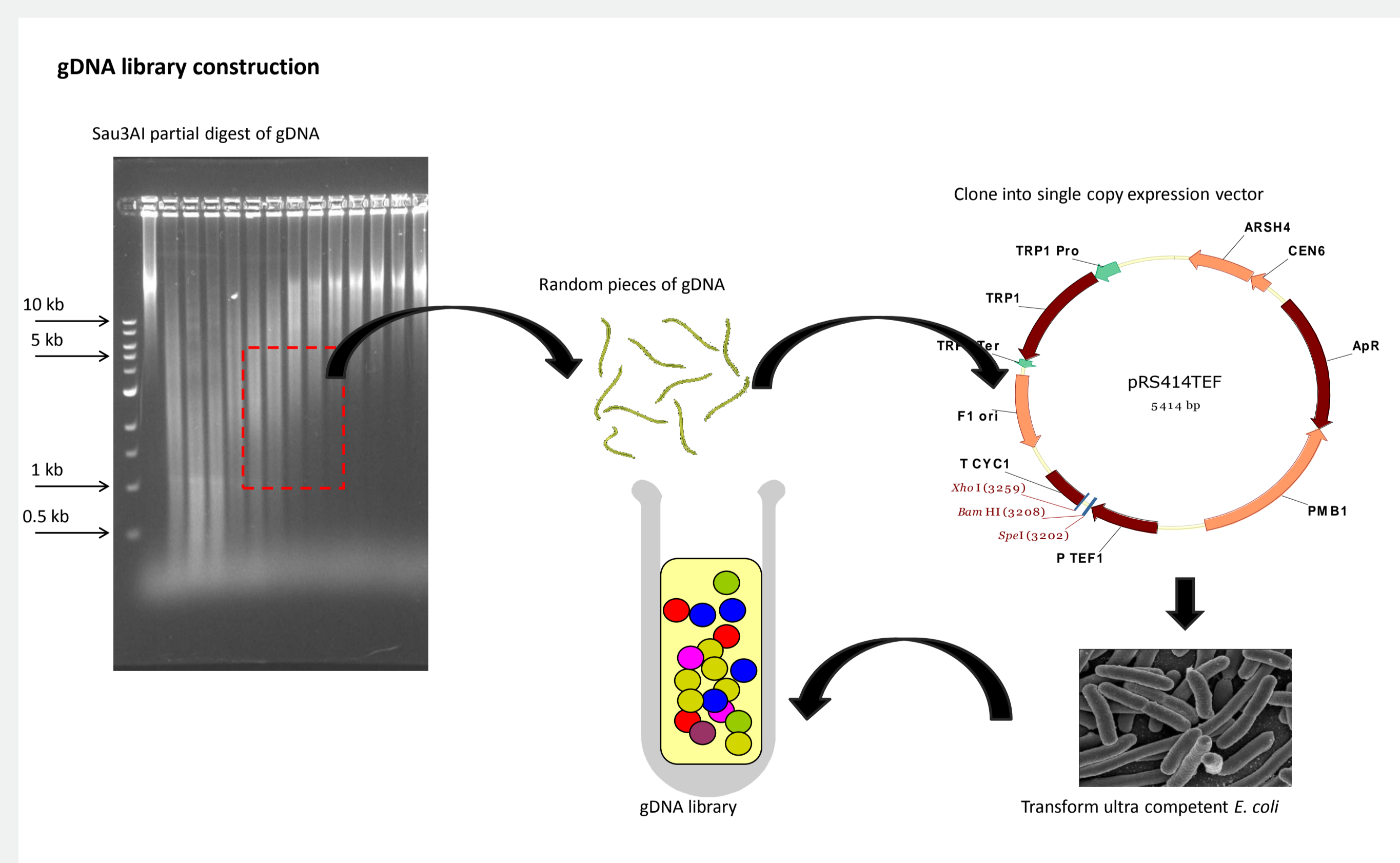


Figure 2: Method for construction of gDNA library. In order to construct gDNA libraries it is essential to obtain randomly digested gDNA. This can be done by treating high concentration gDNA with a 4 bp recognition endonuclease for a defined period of time. To find the correct amount of enzyme needed to obtain a partial digest a dilution series is setup and the reactions with the desired size range is subsequently pooled wherefrom the size selected gDNA pieces are purified. The random pieces are then ligated into an expression cassette (*TEF1p-gDNA-CYC1*) in a single copy vector (pRS414TEF from Mumberg et al. 1994) followed by transformation of ultra competent *Escherichia coli* cells. The final gDNA library is purified from the *E. coli* transformants. This library can be used for transformation of *Saccharomyces cerevisiae*. This method is based on Jauert et al. 2005 and Liu 2002.

Future perspectives

When different genetic perturbations that increase the production of isoprenoids have been identified, the underlying metabolic mechanisms will be sought identified through further analysis. We foresee that some perturbations will be straight forward to identify e.g. overexpression of genes which are directly linked to isoprenoid precursor biosynthesis. The mechanisms which are harder to unravel will be the ones encoded by ORFs with unassigned functions or regulatory mechanisms. Finally systematic combinations of the identified perturbations will be engineered aiming at the construction of a *S. cerevisiae* platform for high titer production of isoprenoids.

References

- Jauert, P. A.; Jensen, L. E. and Kirkpatrick, D. T. A novel yeast genomic DNA library on a geneticin-resistance vector. *Yeast*. 2005, 22, 653-657.
Liu, H. Constructing Yeast Libraries. *Methods in Enzymology*, vol 350. Part B. Edited by Guthrie, C. and Fink, G. R. Chapter 3. 2002, 72-86. ISBN: 0-12-182253-2.
Mumberg, D.; Müller, R. and Funk, M. Yeast vectors for the controlled expression of heterologous proteins in different genetic backgrounds. *Gene*. 1994, 156, 119-122.

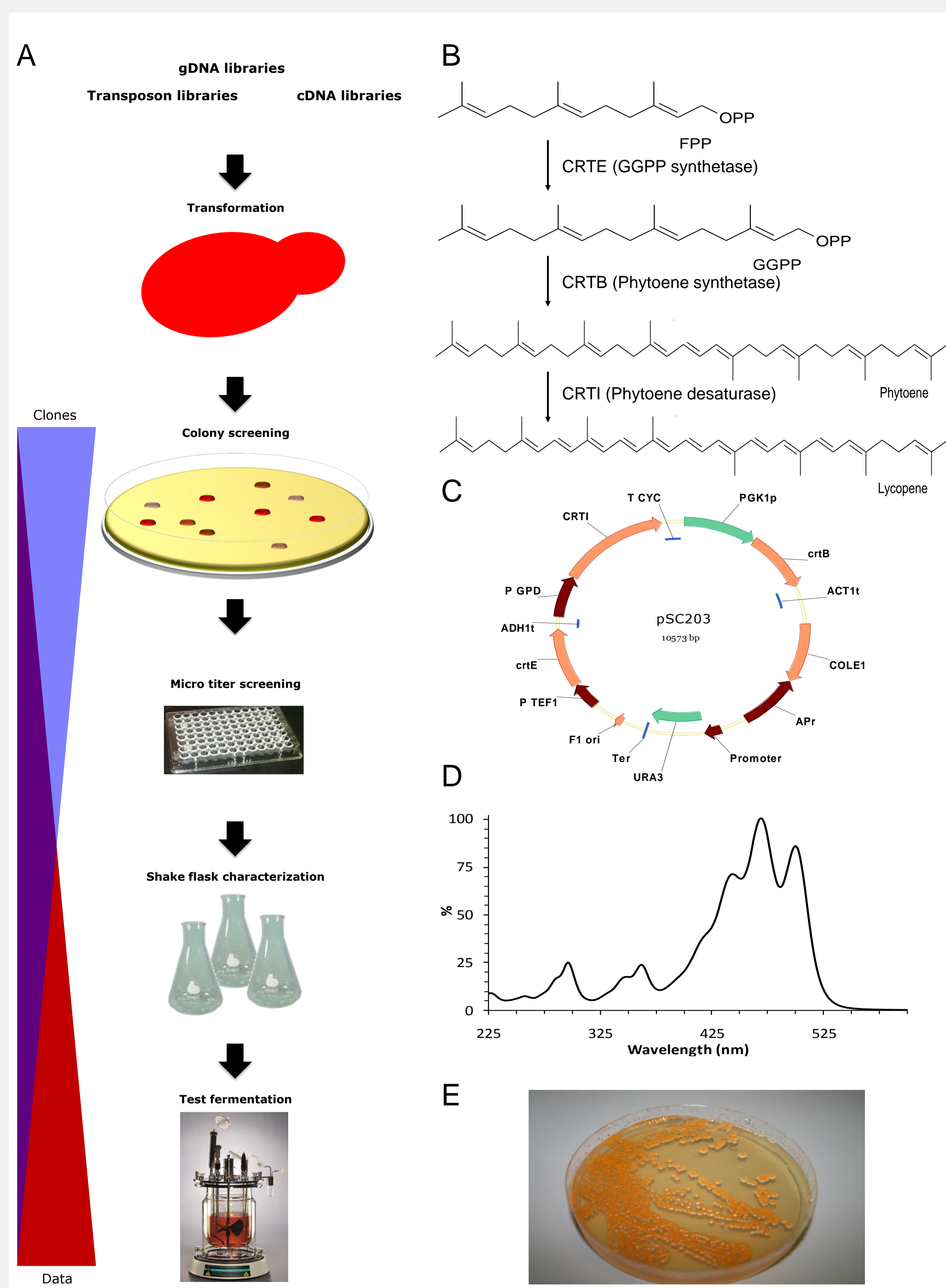


Figure 3: A. Library screening based on lycopene colony coloration. The colonies exhibiting phenotypes with more intense red coloration compared to the wild type are producing more lycopene than the wild type, hence the underlying genotype could result in a higher flux towards and through the mevalonate pathway hereby increasing the precursor availability or in another way be beneficial for isoprenoid production. The transformants which shows intensified coloration can be further analysed resulting in identification of the best candidates from which the underlying genotype can be elucidated. B. Biosynthetic pathway for converting farnesyl pyrophosphate into lycopene. C. pSC203 plasmid for chromosomal integration of the *CrtE*-, *CrtB*-, and *CrtI*-gene from *Erwinia herbicola* under the control of the *TEF1*-, *PGK1*-, and *GDP*-promoter respectively. D. UV-Vis absorption spectrum for lycopene. E. *S. cerevisiae* transformed with the pSC203 plasmid.