



Manipulating magnetism and conductance of an adatom-molecule junction on a metal surface: An ab initio study

Tao, Kun; Stepanyuk, V.S.; Bruno, P.; Bazhanov, D.I.; Maslyuk, V.V.; Brandbyge, Mads; Mertig, I.

Published in:
Physical Review B Condensed Matter

Link to article, DOI:
[10.1103/PhysRevB.78.014426](https://doi.org/10.1103/PhysRevB.78.014426)

Publication date:
2008

Document Version
Publisher's PDF, also known as Version of record

[Link back to DTU Orbit](#)

Citation (APA):
Tao, K., Stepanyuk, V. S., Bruno, P., Bazhanov, D. I., Maslyuk, V. V., Brandbyge, M., & Mertig, I. (2008). Manipulating magnetism and conductance of an adatom-molecule junction on a metal surface: An ab initio study. *Physical Review B Condensed Matter*, 78(1), 014426. <https://doi.org/10.1103/PhysRevB.78.014426>

General rights

Copyright and moral rights for the publications made accessible in the public portal are retained by the authors and/or other copyright owners and it is a condition of accessing publications that users recognise and abide by the legal requirements associated with these rights.

- Users may download and print one copy of any publication from the public portal for the purpose of private study or research.
- You may not further distribute the material or use it for any profit-making activity or commercial gain
- You may freely distribute the URL identifying the publication in the public portal

If you believe that this document breaches copyright please contact us providing details, and we will remove access to the work immediately and investigate your claim.

Manipulating magnetism and conductance of an adatom-molecule junction on a metal surface: An *ab initio* study

Kun Tao,¹ V. S. Stepanyuk,¹ P. Bruno,^{1,2} D. I. Bazhanov,³ V. V. Maslyuk,⁴ M. Brandbyge,⁵ and I. Mertig⁴¹Max-Planck-Institut für Mikrostrukturphysik, Weinberg 2, D06120 Halle, Germany²European Synchrotron Radiation Facility, BP 220, F-38043 Grenoble Cedex, France³Faculty of Physics, Moscow State University, 119899 Moscow, Russia⁴Martin-Luther-Universität Halle-Wittenberg, Institut für Physik, Von-Seckendorff-Platz 1, D-06099 Halle, Germany⁵Microelectronic Center (MIC), Technical University of Denmark, DK-2800 Lyngby, Denmark

(Received 20 May 2008; revised manuscript received 24 June 2008; published 24 July 2008)

The state of the art *ab initio* calculations reveal the effect of a scanning tunneling microscopy tip on magnetic properties and conductance of a benzene-adatom sandwich on Cu(001). We concentrate on a benzene-Co system interacting with a Cr tip. Our studies give a clear evidence that magnetism and conductance in molecule-adatom junctions can be tailored by the STM tip. Varying the tip-substrate distance the magnetic moment of the Co adatom can be switched on/off. The interplay between spin-polarized electron transport through the junction and its magnetic properties is demonstrated. A spin-filter effect in the junction is predicted.

DOI: 10.1103/PhysRevB.78.014426

PACS number(s): 75.75.+a, 71.20.-b, 75.50.-y, 85.75.-d

The ability to manipulate the magnetic properties and the spin-polarized electronic transport is at the basis of spintronics. In the past few years, much effort has been devoted to engineer and study spin-polarized nanostructures at the atomic level.¹⁻⁹ The development of the scanning tunneling microscope (STM) has opened the field of local spectroscopy on individual atoms.¹⁰ Spectroscopic measurements performed on magnetic adatoms on metal surfaces have enabled to resolve the Kondo effect arising from the interaction of an adatom with a conduction-electron continuum.¹¹⁻¹³ The ability to control the spin state of an isolated magnetic atom has been recently demonstrated.^{14,15} By placing an iron or manganese atom at a specific location on the copper-nitride thin film, Hirjibehedin *et al.*¹⁴ determined the orientation and strength of the anisotropies of individual magnetic adatoms. Atoms in their experiment can hold a specific magnetic direction, which may allow them to store data. Yayon *et al.*¹⁵ have used the direct exchange interaction between a single magnetic atom and a nanoscale magnetic island to fix the spin of the adatom. The above results are of great importance for future atomic-scale technologies and single-atom data storage. Theoretical and experimental studies have shown that electronic and magnetic properties of a single adatom on metal surfaces significantly depend on the tip-surface distance.¹⁶⁻¹⁸

Recent experiments of Wahl *et al.*¹⁹ have demonstrated the ability to tune the spin state of a single magnetic adatom by the controlled attachment of a molecular ligand. The Kondo temperature of a Co adatom on Cu(100) was found to significantly increase with the number of CO molecules attached to the adatom. Zhao *et al.*²⁰ and Crommie²¹ have revealed that the magnetic state of a cobalt ion trapped within a single phthalocyanine molecule (CoPc) on Au(111) can be manipulated by the dehydrogenation of the ligand by voltage pulses from the STM tip. Recent advances in the field of molecular spintronics have enabled the manipulation of spins in molecules with control down to single spins.^{22,23} Magnetic states of atoms have been found to significantly change in metal-molecule clusters and sandwiches.^{20,24-28}

Controlling and manipulating spins and conductance of single adatoms and molecules on surfaces could be of great importance for the development of quantum nanodevices. Owing to the fascinating advances in single atom/molecule manipulations with a STM tip, it is now possible to engineer new nanostructures in an atom-by-atom fashion.²⁹⁻³³ The ability of the STM tip to reversibly modify the internal conformation of a molecule and realize molecular switching has been reported.³⁴

In this paper we point out a way for tailoring the spin and the transmission of adatom-molecule junctions on metal surfaces exploiting the tip-molecule interaction. Performing *ab initio* calculations we show that by means of vertical manipulation, it is possible to change the magnetic moment of an adatom and the spin-polarized transmission through the junction. We concentrate on a cobalt adatom sandwiched between Cu(001) and benzene molecule (Fig. 1). We demonstrate that magnetism and spin-dependent transmission in

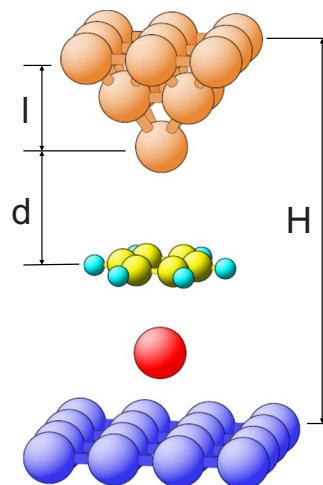


FIG. 1. (Color online) Setup for the calculations. H is the distance between the magnetic STM tip and the substrate. l is the length of the tip, while d is the distance between the benzene molecule and the tip apex.

such systems can be controlled by varying the distance between the molecule and the magnetic tip. A spin-filter effect in the junction caused by the tip is revealed.

Our calculations are performed using the density-functional theory (DFT) and the linear combination of pseudoatomic orbital method implemented in the SIESTA code.³⁵ For the exchange and correlation potentials we use both the local-density approximation (LDA) and the generalized gradient approximation (GGA). Atomic cores are replaced by nonlocal, norm-conserving scalar-relativistic Troullier-Martins pseudopotentials. An energy cutoff of 250 Ry is used to define the real-space grid for numerical calculations involving the electron density. Valence electrons are described using a double- ζ plus polarization (DZP) basis set for Cu and the benzene molecule, and a triple- ζ plus polarization (TZP) basis set for the Cr and the Co atoms. The geometries are optimized until all residual forces on each atom are smaller than 0.01 eV/Å. The results are confirmed by vienna *ab initio* simulation package (VASP) calculations.^{36,37}

In spin-polarized STM experiments, the tip is often made from the nonmagnetic material coated by thin films of antiferromagnetic (AFM) or ferromagnetic (FM) materials.^{1,15} In our study, we use a cluster model for the tip. The tip is mimicked by a pyramid consisting of 13 Cu atoms and one Cr atom for the tip apex, as shown in Fig. 1.^{39,40}

In order to investigate the interactions between the STM tip and the molecule, we first perform *ab initio* calculations to find an equilibrium position for the benzene molecule adsorbed on the Cu(001) surface. We use a slab model for the adsorption system, with 16 Cu atoms per layer. We check the convergence of our results with respect to the number of Cu layers in the substrate. Up to six layers for the substrate have been used with two frozen bottom layers.⁴³ Several initial adsorption configurations including hollow, bridge, and atop sites are considered to find the most stable one. Comparing the total energies of these configurations, we find that the most stable position of the molecule is over the hollow site of the surface layer, in agreement with the previous experimental⁴⁴ and theoretical⁴⁵ studies.

We put a Co atom between the benzene molecule and the Cu(001) surface, forming a planar sandwich configuration: C₆H₆/Co/Cu(001).⁴⁶ Such structures are experimentally feasible and can be produced using the STM manipulation.⁴⁷

At different tip-substrate distances, the benzene molecule and the Co atom show different relaxation behaviors, summarized in Table I. At a larger tip-substrate separation 9.3 Å, the benzene molecule, Co adatom, and the substrate under the adatom are pulled up, while the Cr tip apex is pulled down. At this stage the attractive interactions between the tip and benzene molecule, and between the Co atom and the substrate are the driving forces for the observed atomic relaxations. However, at a closer tip-substrate separation 8.1 Å, the repulsive interactions between the tip and the benzene molecule, and between the molecule and the Co atom begin to play an important role. It can be observed that the benzene molecule, Co adatom, and the substrate are pushed down, while the tip apex is pushed up.

The changes of the magnetic moment of the Co adatom during the approach of the STM tip are also summarized in

TABLE I. Displacements and magnetic moments of the system for different tip-substrate separations. H is the tip-substrate distance, as shown in Fig. 1. $\Delta l = l - l_0$ is the change of the tip length, where l and l_0 are the tip lengths with and without tip-benzene interaction. $\Delta d = d - d_0$ is the distance difference between Cr tip apex and the benzene molecule along z axis after and before full relaxation. The ideal benzene-Co and Co-substrate distances without tip-benzene interaction are 1.60 Å and 1.48 Å. The last two columns are the magnetic moment of the Cr tip apex and Co adatom calculated within the GGA(LDA) method.

H (Å)	Δl (Å)	Δd (Å)	M_{Cr} (μ_B)	M_{Co} (μ_B)
>10.1	0	0	4.75(4.68)	0(0)
9.3	0.12	-0.14	4.61(4.61)	0.16(0.08)
8.6	-0.05	0.07	4.24(4.05)	0.64(0.38)
8.1	-0.25	0.28	3.67(3.51)	0.96(0.58)

Table I. When the tip-substrate distance is larger than 10.1 Å, the tip has very weak interaction with the benzene molecule. Because of the strong hybridization between the C $2p$ states and the Co $3d$ states, the magnetic moment of the Co in the C₆H₆/Co/Cu(001) system is quenched to $0\mu_B$. When the tip-substrate separation decreases from 9.3 to 8.1 Å, the magnetic moment of the Co atom increases from $0.16\mu_B$ ($0.08\mu_B$, LDA) to $0.96\mu_B$ ($0.58\mu_B$, LDA); on the contrary, the magnetic moment of the Cr tip-apex decreases from $4.61\mu_B$ ($4.61\mu_B$, LDA) to $3.67\mu_B$ ($3.51\mu_B$, LDA). Our calculations reveal that the spin directions of the Cr apex and the Co adatom are parallel. Magnetic moments obtained for all tip-substrate distances are robust with respect to the number of Cu layers used to model the Cu substrate.⁴³

Partial density of states (PDOS) of the Co atom, C atoms in the benzene molecule, and the Cr tip apex for two different tip-substrate distances, 9.3 Å and 8.1 Å, are plotted in Fig. 2. At a larger tip-substrate distance (9.3 Å), the hybridization between the $3d$ states of the Cr atom and the $2p$ states of the C atoms is weak. Meanwhile, the hybridization between the $2p$ states of the C atoms and the $3d$ states of the Co atom is still very strong. The minority part of the Co $3d$ states is slightly shifted to the Fermi level which leads to a nonzero magnetic moment of the Co atom. However, at a closer tip-substrate distance (8.1 Å), the $2p$ states of the C atoms in the molecule are strongly hybridized with the $3d$ states of the Cr and Co atoms. Also, the hybridization between the C $2p$ states and Cr $3d$ states is much stronger than that for the larger distances. The increased interaction between them pushes the minority $3d$ states of the Cr atom to the Fermi level and increases their population. Therefore, the magnetic moment of the Cr tip-apex reduces from $4.61\mu_B$ to $3.67\mu_B$. However, one should note that due to atomic relaxations in the junction (Table I), the hybridization between C $2p$ states and the Co $3d$ states at a closer tip-substrate distance is weaker than that at a larger distances. Therefore the majority part of the Co $3d$ states moves far away from the Fermi level (cf. Fig. 2). As a result, the magnetic moment of the Co atom at a closer tip-substrate distance recovers from $0.16\mu_B$ to $0.96\mu_B$.

To gain detailed insight into the effect of the tip on the

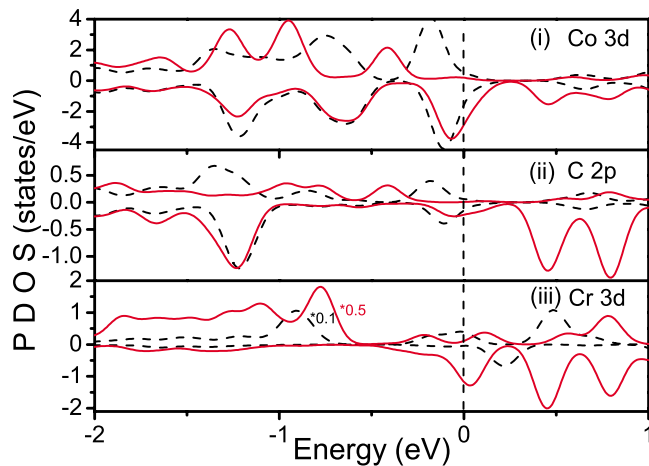


FIG. 2. (Color online) The PDOS of the Co, C, and Cr atoms in $C_6H_6/Co/Cu(001)$ junction at two different tip-substrate distances, 9.3 Å and 8.1 Å. The black lines are the PDOSs at a larger tip-substrate distance 9.3 Å and the red (dark gray) lines are the PDOSs at a closer tip-substrate distance 8.1 Å. (i) 3d states of the Co atom, (ii) 2p states of the C atoms in the benzene molecule, (iii) 3d states of the Cr tip apex. In (iii), the values of the PDOS in the region from -2.0 to -0.5 eV are scaled by factors 0.5 and 0.1, correspondingly.

transport properties of the junction, we have performed transport calculations using the TRANSIESTA⁴⁸ code, where the nonequilibrium Green function method is implemented. The results have been calculated with 64 energy points. The bottom of the valence band was at -6 Ry due to the presence of the pseudovalent 3p states. Details of transport calculations can be found in Ref. 48.

Figure 3 shows spin-resolved transmission probabilities (which are related to the conductance of the system⁴⁹)

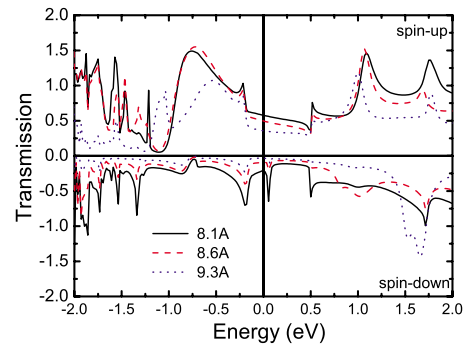


FIG. 3. (Color online) The transmission spectra for three different positions of the STM tip. Positive values related for the spin-up channel and negative correspond to the spin down.

through the Co-benzene molecule for three different positions of the STM tip. One can see that with decreasing the distance between the tip and the substrate, the transmission at zero bias increases. Increasing the distance between the tip and the substrate leads to quenching of the transmission for the spin-down channel. These results clearly show that such junctions can be used as a well controlled spin filter.

In conclusion, our findings have demonstrated the ability to tune the spin and the transport properties of a metal-molecule junction by the STM tip. We have shown that the electronic, magnetic, and electrical properties of the Co-benzene junction on a Cu(001) surface can be manipulated by changing the tip-substrate distance. Spin selectivity in transmission can be achieved by an appropriate choice of the position of the STM tip. The physics behind all effects found in this work is related to atomic relaxations in the junction caused by the interaction with the tip. Therefore, we expect that similar effects can be detectable with current technology for different metal-molecule junctions.

¹S. Heinze, M. Bode, A. Kubetzka, O. Pietzsch, X. Nie, S. Blügel, and R. Wiesendanger, *Science* **288**, 1805 (2000).
²A. L. Vázquez de Parga, F. J. García-Vidal, and R. Miranda, *Phys. Rev. Lett.* **85**, 4365 (2000).
³L. Diekhöner, M. A. Schneider, A. N. Baranov, V. S. Stepanyuk, P. Bruno, and K. Kern, *Phys. Rev. Lett.* **90**, 236801 (2003).
⁴O. Pietzsch, A. Kubetzka, M. Bode, and R. Wiesendanger, *Phys. Rev. Lett.* **92**, 057202 (2004).
⁵S. Rusponi, N. Weiss, T. Cren, M. Epple, and H. Brune, *Appl. Phys. Lett.* **87**, 162514 (2005).
⁶A. Yamasaki, W. Wulfhekel, R. Hertel, S. Suga, and J. Kirschner, *Phys. Rev. Lett.* **91**, 127201 (2003).
⁷L. Niebergall, V. S. Stepanyuk, J. Berakdar, and P. Bruno, *Phys. Rev. Lett.* **96**, 127204 (2006).
⁸O. Pietzsch, S. Okatov, A. Kubetzka, M. Bode, S. Heinze, A. Lichtenstein, and R. Wiesendanger, *Phys. Rev. Lett.* **96**, 237203 (2006).
⁹M. V. Rastei, B. Heinrich, L. Limot, P. A. Ignatiev, V. S. Stepanyuk, P. Bruno, and J. P. Bucher, *Phys. Rev. Lett.* **99**, 246102 (2007).

¹⁰M. F. Crommie, C. P. Lutz, and D. M. Eigler, *Phys. Rev. B* **48**, 2851 (1993).
¹¹J. Li, W.-D. Schneider, R. Berndt, and B. Delley, *Phys. Rev. Lett.* **80**, 2893 (1998).
¹²V. Madhavan, W. Chen, T. Jamneala, M. F. Crommie, and N. S. Wingreen, *Science* **280**, 567 (1998).
¹³N. Knorr, M. A. Schneider, L. Diekhöner, P. Wahl, and K. Kern, *Phys. Rev. Lett.* **88**, 096804 (2002).
¹⁴C. F. Hirjibehedin, C.-Y. Lin, A. F. Otte, M. Ternes, C. P. Lutz, B. A. Jones, and A. J. Heinrich, *Science* **317**, 1199 (2007).
¹⁵Y. Yayon, V. W. Brar, L. Senapati, S. C. Erwin, and M. F. Crommie, *Phys. Rev. Lett.* **99**, 067202 (2007).
¹⁶W. A. Hofer, A. S. Foster, and A. L. Shluger, *Rev. Mod. Phys.* **75**, 1287 (2003).
¹⁷R. Z. Huang, V. S. Stepanyuk, A. L. Klavskyuk, W. Hergert, P. Bruno, and J. Kirschner, *Phys. Rev. B* **73**, 153404 (2006).
¹⁸N. Néel, J. Kröger, L. Limot, K. Palotas, W. A. Hofer, and R. Berndt, *Phys. Rev. Lett.* **98**, 016801 (2007).
¹⁹P. Wahl, L. Diekhöner, G. Wittich, L. Vitali, M. A. Schneider, and K. Kern, *Phys. Rev. Lett.* **95**, 166601 (2005).

- ²⁰A. Zhao, Q. Li, L. Chen, H. Xiang, W. Wang, S. Pan, B. Wang, X. Xiao, J. Yang, J. G. Hou, and Q. Zhu, *Science* **309**, 1542 (2005).
- ²¹M. F. Crommie, *Science* **309**, 1501 (2005).
- ²²S. Sanvito, *J. Mater. Chem.* **17**, 4455 (2007).
- ²³A. R. Rocha, V. M. Garcia-Suarez, S. W. Bailey, C. J. Lambert, J. Ferrer, and S. Sanvito, *Nat. Mater.* **4**, 335 (2005).
- ²⁴R. Pandey, B. K. Rao, P. Jena, and J. M. Newsam, *Chem. Phys. Lett.* **321**, 142 (2000).
- ²⁵V. V. Maslyuk, A. Bagrets, V. Meded, A. Arnold, F. Evers, M. Brandbyge, T. Bredow, and I. Mertig, *Phys. Rev. Lett.* **97**, 097201 (2006).
- ²⁶H. Xiang, J. Yang, J. G. Hou, and Q. Zhu, *J. Am. Chem. Soc.* **128**, 2310 (2006).
- ²⁷K. M. Wedderburn, S. Bililign, M. Levy, and R. J. Gdanitz, *Chem. Phys.* **326**, 600 (2006).
- ²⁸Y. Mokrousov, N. Atodiresel, G. Bihlmayer, and S. Blügel, *Int. J. Quantum Chem.* **106**, 3208 (2006).
- ²⁹D. M. Eigler and E. K. Schweizer, *Nature (London)* **344**, 524 (1990).
- ³⁰M. F. Crommie, C. P. Lutz, and D. M. Eigler, *Science* **262**, 218 (1993).
- ³¹K. K. Gimzewski and C. Joachim, *Science* **283**, 1683 (1999).
- ³²S.-W. Hla and K.-H. Rieder, *Annu. Rev. Phys. Chem.* **54**, 307 (2003).
- ³³H. J. Lee and W. Ho, *Science* **286**, 1719 (1999).
- ³⁴F. Moresco, G. Meyer, K.-H. Rieder, H. Tang, A. Gourdon, and C. Joachim, *Phys. Rev. Lett.* **86**, 672 (2001).
- ³⁵J. M. Soler, E. Artacho, J. D. Gale, A. Garcia, J. Junquera, P. Ordejón, and D. Sanchez-Portal, *J. Phys.: Condens. Matter* **14**, 2745 (2002).
- ³⁶To confirm spin-polarized SIESTA calculations, we have applied VASP (Ref. 37) in an all-electron projector augmented-wave (PAW) representation (Ref. 38) of electron-ion interaction potentials. This approach shares the computational efficiency of the pseudopotential technique, but is an all-electron scheme providing very realistic valence-electron distributions important for studying the magnetic properties of the system. We have found that PAW method reproduced magnetic calculations carried out with SIESTA, but with less local magnetic moments with regard to the choice of the atomic Wigner-Seitz radius (the difference in the magnetic moment calculated by means of VASP and Siesta is 1%–2%). In VASP calculations the electronic states are expanded in terms of plane waves with the number restricted by maximal kinetic-energy cutoff of 400 eV employed in present calculations.
- ³⁷G. Kresse and J. Hafner, *Phys. Rev. B* **48**, 13115 (1993); G. Kresse and J. Furthmüller, *Comput. Mater. Sci.* **6**, 15 (1996); G. Kresse and D. Joubert, *Phys. Rev. B* **59**, 1758 (1999).
- ³⁸P. E. Blöchl, *Phys. Rev. B* **50**, 17953 (1994).
- ³⁹Since the Cr tip is an AFM tip, we replace the second Cu layer in the tip by a Cr layer and set its spin direction to be antiparallel to the Cr tip apex. For the tip-substrate separation of 9.3 and 8.1 Å, the magnetic moments of the Cr tip apex are $4.13\mu_B$ and $2.98\mu_B$, respectively; while they are $0.14\mu_B$ and $0.74\mu_B$ for the Co adatom. Although the magnetic moment of the Cr tip apex is different for different tips, the switching off/on of the magnetic moment of the Co adatom can be observed.
- ⁴⁰In experiments, the SP-STM tips are usually made of either W or Fe tips covered with FM or AFM elements. In our calculations, we model a Cu tip with Cr tip apex to facilitate the calculations. The tip apex plays the most important role in switching off/on of the magnetic moment of the Co adatom. Due to the fact that the magnetic moment of a Cr adatom on a Fe surface is larger than $3\mu_B$ (Ref. 41), the magnetic moment of the Co adatom in $C_6H_6/Co/Cu(001)$ system could be manipulated by a Fe tip covered by Cr atoms. However, in the case of W tip with Cr atoms at the apex, we expect that the magnetic moment of the Co adatom would be smaller because the magnetic moment of a Cr adatom on W surface decreases to $1.5\mu_B$ (Ref. 42).
- ⁴¹V. S. Stepanyuk, W. Hergert, P. Rennert, B. Nonas, R. Zeller, and P. H. Dederichs, *Phys. Rev. B* **61**, 2356 (2000).
- ⁴²W. A. Hofer, J. Redinger, and R. Podloucky, *Phys. Rev. B* **64**, 125108 (2001).
- ⁴³We have checked in GGA approximation how the number of Cu layers in the substrate influences the magnetic moments of Co and Cr apex atom. We have found that the magnetic moments of the Co adatom in $C_6H_6/Co/Cu(001)$ system are $0\mu_B$ in all the cases. At the tip-substrate distance of 8.1 Å, for three Cu layers for the substrate, the magnetic moments of Co and Cr are shown in Table I; for four Cu layers substrate, the magnetic moments of Co and Cr are $1.03\mu_B$ and $3.60\mu_B$, respectively; for five Cu layers substrate, they are $1.03\mu_B$ and $3.70\mu_B$; for six layers substrate, they are $1.07\mu_B$ and $3.62\mu_B$. Note, that the approximation of the Cu substrate by three layers in the tip-molecule-substrate junction gives reliable results also for different junctions as well, see, for example (Ref. 20).
- ⁴⁴N. Lorente, M. F. G. Hedouin, R. E. Palmer, and M. Persson, *Phys. Rev. B* **68**, 155401 (2003).
- ⁴⁵W. Chen, M. Cao, S. Liu, Y. Xu, and J. Li, *Chem. Phys. Lett.* **407**, 414 (2005).
- ⁴⁶The possible inclination of the benzene molecule above Co atom toward the Cu(001) surface plane was considered as well, but it was found to be less favorable than the planar configuration (with gain of energy of about 0.1 eV).
- ⁴⁷K.-F. Braun, V. Iancu, N. Pertaya, K.-H. Rieder, and S.-W. Hla, *Phys. Rev. Lett.* **96**, 246102 (2006).
- ⁴⁸M. Brandbyge, J.-L. Mozos, P. Ordejón, J. Taylor, and K. Stokbro, *Phys. Rev. B* **65**, 165401 (2002).
- ⁴⁹M. Büttiker, Y. Imry, R. Landauer, and S. Pinhas, *Phys. Rev. B* **31**, 6207 (1985).