



Flicker Reduction in LED-LCDs with Local Backlight

Nadernejad, Ehsan; Mantel, Claire; Burini, Nino; Forchhammer, Søren

Published in:
2013 IEEE 15th International Workshop on Multimedia Signal Processing (MMSP)

Link to article, DOI:
[10.1109/MMSP.2013.6659307](https://doi.org/10.1109/MMSP.2013.6659307)

Publication date:
2013

[Link back to DTU Orbit](#)

Citation (APA):
Nadernejad, E., Mantel, C., Burini, N., & Forchhammer, S. (2013). Flicker Reduction in LED-LCDs with Local Backlight. In *2013 IEEE 15th International Workshop on Multimedia Signal Processing (MMSP)* (pp. 312-316). IEEE. <https://doi.org/10.1109/MMSP.2013.6659307>

General rights

Copyright and moral rights for the publications made accessible in the public portal are retained by the authors and/or other copyright owners and it is a condition of accessing publications that users recognise and abide by the legal requirements associated with these rights.

- Users may download and print one copy of any publication from the public portal for the purpose of private study or research.
- You may not further distribute the material or use it for any profit-making activity or commercial gain
- You may freely distribute the URL identifying the publication in the public portal

If you believe that this document breaches copyright please contact us providing details, and we will remove access to the work immediately and investigate your claim.

Flicker Reduction in LED-LCDs with Local Backlight

Ehsan Nadernejad, Claire Mantel, Nino Burini and Søren Forchhammer

Department of Photonics Engineering, Technical University of Denmark

2800 Kgs. Lyngby, Denmark

{ehsa, clma, nibu, sofo}@fotonik.dtu.dk

Abstract—Local backlight dimming of LCD with LED backlight can reduce power consumption and improve quality of displayed images and videos. However, important variations of LED over time produce a visually annoying artifact called flickering. In this work, we propose a new algorithm to reduce flickering while maintaining video quality. The proposed algorithm uses an adaptive second order Infinite Impulse Response (IIR) in which coefficients are calculated from the local image features. Experimental results show that the proposed method can reduce flickering while simultaneously keeping similar video quality in terms of PSNR and MSE.

I. INTRODUCTION

Nowadays, Liquid Crystal Displays (LCD) are used in different systems, like TV sets, computer monitors and etc. They have high dynamic range, high contrast ratio and low power consumption. Images are rendered by Liquid Crystal (LC) pixels filtering the light that comes from the backlight, located behind them [1], [2]. When the light source is placed behind the LC layer, the backlight is called direct-lit, otherwise it is referred to as an edge-lit backlight [3]. The backlight dimming algorithm controls the backlight luminance according to target image, dynamically. Conventional LCDs utilize only one backlight segment covering the whole display, defining global backlights. Global backlight dimming methods consume much power and cause light leakage in the black areas [3]. To overcome this, local backlights were introduced. Local backlight can be dimmed adaptively to match the image content, reducing power consumption and increasing contrast. Figure 1 shows an example of a local backlight dimming algorithm on an edge-lit display.

Several algorithms for backlight dimming have been proposed. Some algorithms use characteristic data of the target image [1], [4], [5], while more complex use the information of the Point Spread Function (PSF) to model light diffusion [2], [3], [6], [7]. By using these algorithms, LCDs achieves high contrast ratio and low power consumption.

A rendered video frame is formed by multiplying the light emitted by the backlight with the transmittance of the LC pixels [1]. In video sequences, when the image content changes or moves very quickly and frequently, the calculated backlight luminance could also be changed very rapidly and frequently as shown in Fig. 2. This phenomenon creates an unnatural trembling in the backlight segment, which defines the flickering artifact and is caused by temporal local or global dimming.




Fig. 1. Example of a local backlight dimming, a) Image frame, b) Locally dimmed backlight luminance on edge-lit display.

Some algorithms for flicker removal were proposed in the literature [8], [9]. The first algorithm uses Moving Average (MA) filter taking the average pixel values through several consecutive frames. Since, this algorithm is simply implemented, it has been generally applied to the local dimming LCDs. However, the MA filtering can not be generalized to the other dimming algorithms like PSF-based or histogram-based algorithms because it uses average luminance value of the target image for removing flickering artifact while most of the backlight dimming algorithm use other features (PSF or histogram) [1], [4], [5]. In addition, it causes a delay in the backlight when a scene change occurs. In [8] an adaptive MA filtering algorithm was proposed to remove flicker. This algorithm uses maximum 16 previous frames adaptively according to each backlight segment [8]. In Chen et. al [9], an Infinite Impulse Response (IIR) filter were proposed to smooth temporal backlight variation and eliminate flickering. This algorithm uses temporal and spatial backlight luminance to avoid flickering artifact [9]. While most flicker removal methods are designed for a specific backlight algorithm, they can not be generalized to be used in other algorithms. The

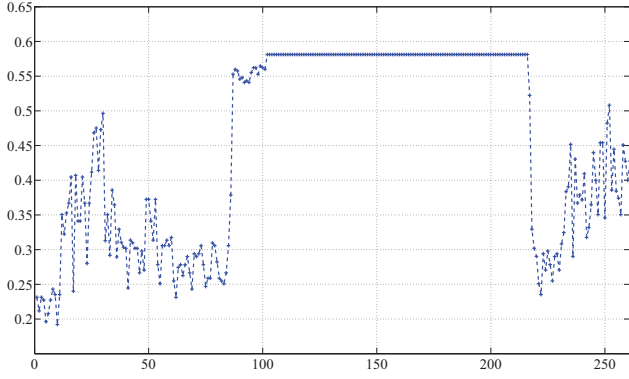


Fig. 2. Example of the flickering artifact in LED segment No.4 of the edge-lit display (The video is 'Stars' [10] on Cho's algorithm [5] with 261 frames).

average values of the target image are considered as a feature in most flicker removal algorithms.

Chen et. al [9] proposed a first order IIR filter for flicker removal in which the filter coefficients are calculated using average values of the target image. In this paper, we propose an adaptive flicker-reduction algorithm for LED-LCDs with dynamic backlight. The proposed algorithm is a second order IIR filter which uses information of the two previous spatial and temporal frames to calculate the backlight luminance. The filter coefficients are calculated adaptively using local features of the target image. The difference between maximum and average luminance values of the target image in each backlight segment is used to calculate the filter coefficients. The experimental results show that the proposed algorithm has a good performance in flicker removal. For some video sequences with very high flicker level, the algorithm can be repeated two or three times.

The rest of this paper is organized as follows. The proposed algorithm is described in Section II. Section III shows the experimental results on different video sequences and different local dimming algorithms. Finally, we conclude in Section IV.

II. FLICKER REDUCTION USING IIR FILTER

An annoying artifact which may be caused by local dimming is screen flicker. When the frame content of a video sequence change or move very quickly and frequently, the calculated LED luminous intensities may also change likewise. Rapid backlight can cause flickering. When backlight luminance intensity changes more than pixel values do, the flicker artifact will be more obvious. Therefore, a temporal filter is necessary to reduce the flicker artifact by temporally smoothing the change in the backlight. Figure 2 shows an example of the flickering artifact on an edge-lit display when the Cho algorithm [5] is applied to a video sequence.

An IIR filter can reduce the flickering artifact. One problem with using a smooth IIR filter is that the change in the backlight lags behind the change of the image signal. This artifact is more obvious at the moment of scene change, especially from a bright scene to a black scene. To reduce and remove screen flicker and backlighting lag artifacts an

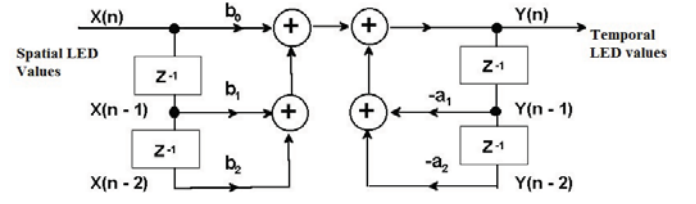


Fig. 3. Block diagram of the proposed IIR for flickering reduction. (Z^{-1} is the delay operator)

adaptive second order IIR is proposed. Figure 3 illustrates the block diagram of the proposed IIR filter.

The general form of the second order IIR filter in differential form is as follows:

$$y[n] = a_1y[n-1] + a_2y[n-2] + b_0x[n] + b_1x[n-1] + b_2x[n-2] \quad (1)$$

where $y[n]$ and $x[n]$ are output and input of the filter. In order to calculate the temporal output of the backlight luminance, a linear combination of the spatial and the temporal variables is used as shown in Eq.1. The temporal backlight luminance is as follows:

$$L_T^k = (a_1L_T^{k-1} + a_2L_T^{k-2} + b_0L_S^k + b_1L_S^{k-1} + b_2L_S^{k-2})/\lambda \quad (2)$$

where L_T^k and L_S^k are the temporal and the spatial LED values that correspond to $y[n]$ and $x[n]$ of the IIR filter, k , $k-1$ and $k-2$ indicate the current and the last two frames, and a_1, a_2, b_0, b_1 and b_2 are the parameters controlling the smoothness of the IIR low-pass filter. The coefficients are selected adaptively according to the video content and are calculated as

$$\begin{aligned} b_2 &= 0; \\ b_0 &= \min(1, TH_1 + |diff_m^k - diff_m^{k-1}|); \\ b_1 &= \min(1, TH_2 + |diff_m^{k-1} - diff_m^{k-2}|); \\ a_1 &= 1 - b_0; \\ a_2 &= 1 - b_1; \\ \text{and} \\ \lambda &= a_1 + a_2 + b_0 + b_1 + b_2; \end{aligned} \quad (3)$$

where TH_1 and TH_2 are predefined parameters used to control the shape of IIR filter, k is the frame number, m is the backlight segment number, and $diff_m^k$ is the difference between the average and the maximum of the normalized pixel values in the entire segment. It is calculated as follows:

$$diff_m^k = max_m - avg_m \quad (4)$$

where max_m and avg_m are the maximum and the average values of the normalized pixel values in physical domain. A larger difference between $diff_m^k$, $diff_m^{k-1}$ and $diff_m^{k-2}$ increases the possibility of scene change, so larger coefficient values are needed. This means that the temporal output is not smooth enough. Using the adaptive IIR filter, the changes in



Fig. 4. A snapshot of each test video sequences from [12]. The name of sequences from left to right and top to bottom are: *Theatre*, *BBBunny* [12], *Concert*, *Volcano* [12], *Diver* [12], *Titles* [10], *Anemone* [12], and *Stars* [10], respectively.

the backlight output increases when there are changes in the scene, otherwise the backlight changes smoothly. In this way, both flicker and backlight lag are reduced.

III. EXPERIMENTS

The performance of the proposed algorithm was tested on some state-of-the-art backlight dimming algorithms. The algorithms were Albrecht's algorithm [6], Cho's algorithm [5], Zhang's algorithm [4], Nadernejad's algorithm [1] and the optimization algorithm [2], [11]. For Albrecht's algorithm [6], we have implemented the first two steps (out of three, the third one being optional), which produces a clipper-free result. Two versions of the optimization algorithm were implemented [11]. These are based on Gradient Descent (GD) optimization algorithm with two leakage factors (GD with $\epsilon = 0.001$, and GD with $\epsilon = 0.0002$ [11]). All algorithms were simulated on an edge-lit display with 16 backlight segments placed in eight rows and two columns.

To assess the performance of our algorithm on video sequences, we tested them on 8 Full-HD (1920x1080) sequences. Four sequences (*Volcano*, *Anemone*, *BBBunny* and *Diver*) come from [12], two (*Stars* and *Titles*) come from [10] and two come from DVD content. These sequences present varying characteristics in terms of high and low luminance, color and details, as well as temporal variation (motion and scene change). Figure 4 shows a frame extracted from each of them. In the experiments $TH_1 = TH_2 = 0.125$.

Figure 5 shows the result of the proposed algorithm on different video sequences for segment number 13 of edge-lit display using Cho's algorithm [5]. As can be seen, when the level of flicker is low like the *Volcano* and *Concert* sequences, the algorithm preserves the LED values. However, in the case of high flicker like *Stars* and *Theatre*, the fluctuations in LED values are controlled in an acceptable level. The control level follows the normal trend of the previous LED values. The effect of the proposed algorithm is the same for other segments. In Fig. 6, the average LED values (The average for all 16 segments of the edge-lit display) for one video sequence '*Stars*' are shown. Another advantage of this method is that the average power consumption does not change significantly after flicker removal. The power level before and after filtering are shown at the bottom of Fig. 6.

In order to evaluate the performance of the proposed algorithm based on the objective quality measures the PSNR and

MSE vectors for *Stars* video sequence after and before filtering are illustrated in Figs. 7 and 8 (The LC values are quantized to 10 bit). As shown in the these figures, the proposed algorithm can produce a flicker-free result while keeping the quality of the video signal. Although, the PSNR and MSE after filtering were not always better compared to those of the original video sequence, their averages were almost the same as shown in the figures. In addition, their overall fluctuations were smoothed.

The average results for different local dimming algorithms on different sequences are summarized in Table I. These results are for the *Title* (251 frames), *Theatre* (207 frames), *Stars* (255 frames), *Diver* (300 frames), *Concert* (217 frames), *Anemone* (300 frames), *Volcano* (300 frames), and *BBBunny* (250 frames) video sequences. It is important to keep the quality of the videos at their initial level before filtering. Therefore, in this table, the minimum as well as the average PSNR are reported and due to its reverse relationship with the MSE, the corresponding maximum and average MSEs are shown. For power consumption, all the minimum, maximum and average values are reported. As observed in the table, the proposed filter does not have a large impact on PSNR, MSE and the power consumption, in terms of minimum, maximum and average values. In addition, Figure 9 shows the average quality versus power consumption of the different algorithms applied on all the sequences before and after filtering. In general, a flicker removal algorithm should not affect the quality and power consumption of LEDs. These results verify that the proposed algorithm preserves these two characteristics since the position of the points in the plot are close to each other before and after filtering. There is no objective metric for the flickering artifact in LCD displays with local backlight. However, we evaluated the performance of the filter both visually and objectively. The temporal variation is computed by the SSD as recommended in [13] to measure flickering caused by video compression. SSD is defined as:

$$SSD = \frac{1}{N_{frames}} \sum_n \frac{1}{N_{pixels}} \sum_i (Fr_{n-1}(i) - Fr_n(i))^2 \quad (5)$$

where $Fr_n(i)$ is the pixel i of the frame n . The SSD results for all sequences are shown in Table II. The average level of temporal variations is either smaller after temporal filtering (TF) than before applying the filter ($Orgn$) or similar. In some cases that the level of the flicker was quite high, the algorithm was applied two or three times for a successful removal. This is shown by the numbers inside the parentheses in Table II. In some cases, the removal was not completely successful and this is shown by (*) in the table that means not removed completely.

IV. CONCLUSION

In this paper an adaptive second order IIR filter for removing flickering artifact in LED-LCD with local backlight was proposed. The filter uses spatial and temporal information of LED values. The coefficients of the IIR were selected adaptively using local features of the target image. To show

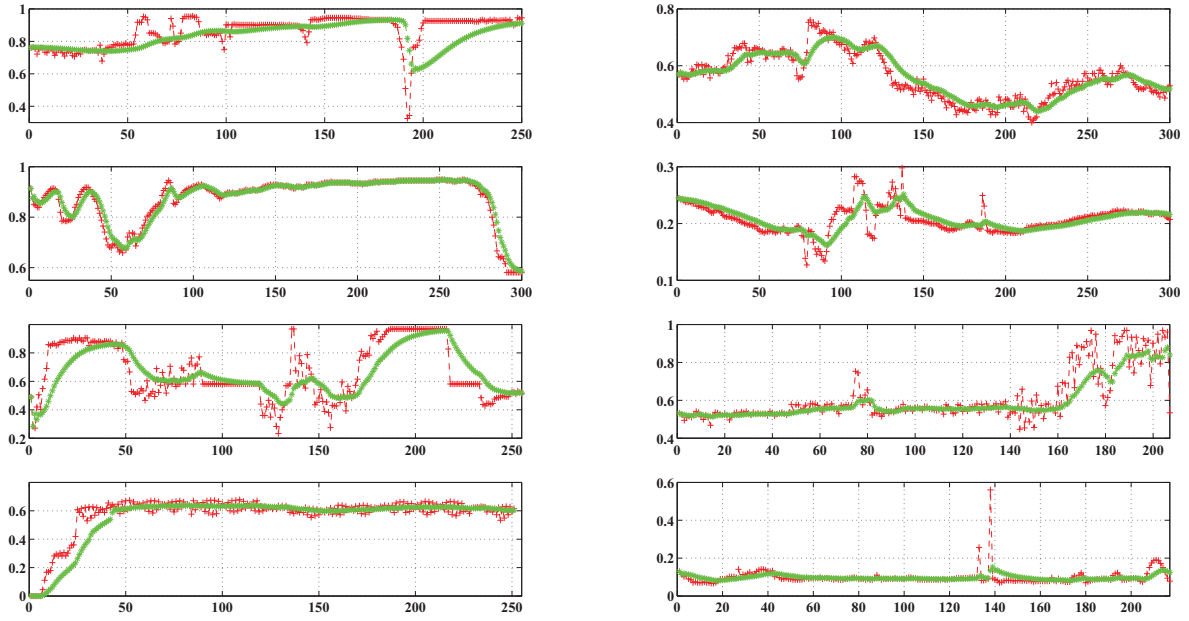


Fig. 5. Performance of the proposed algorithm on different sequences, visualized using an edge-lit display in which the Cho's algorithm [5] is used. The red and green line show the LED values before and after filtering, respectively. (LED No.13, Column: 1,...4 are: *BBBunny*, *Volcano*, *Stars*, *Title*, and column: 2: 1,...4 are: *Anemone*, *Diver*, *Theatre*, *Concert*.)

TABLE I

THE AVERAGE DE-FLICKERING RESULTS FOR DIFFERENT ALGORITHMS ON ALL VIDEO SEQUENCES. THE ALGORITHMS ARE: 1: GD WITH $\epsilon = 0.0002$ [2], 2: ALBRECHT [6], 3: CHO [5], 4: NADERNEJAD [1], 5: ZHANG [4], AND 6: GD WITH $\epsilon = 0.001$ [2], RESPECTIVELY.

Metric		Before						After					
		1	2	3	4	5	6	1	2	3	4	5	6
MSE (E-4)	Mean	0.824	2.737	2.385	3.769	1.765	1.108	0.957	2.639	2.410	3.927	1.769	1.522
	Max	1.130	5.787	4.093	9.316	4.877	1.526	1.455	5.078	3.935	7.530	3.385	2.641
PSNR	Mean	47.537	42.090	39.878	38.304	41.419	45.092	47.005	42.595	39.680	38.024	41.349	44.285
	Min	44.898	37.354	37.393	35.129	38.150	42.778	43.458	37.689	36.108	34.580	37.544	39.927
Power	Mean	0.660	0.675	0.566	0.471	0.607	0.531	0.668	0.697	0.572	0.476	0.613	0.525
	Min	0.480	0.492	0.433	0.377	0.470	0.377	0.538	0.597	0.479	0.409	0.520	0.401
	Max	0.782	0.828	0.673	0.548	0.710	0.646	0.724	0.653	0.596	0.495	0.636	0.624

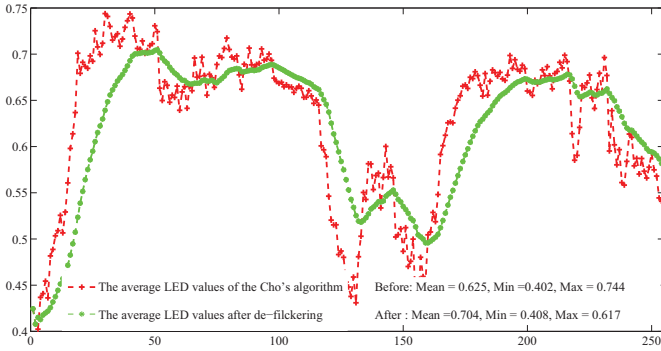


Fig. 6. The average led values for 16 backlight segments before and after filtering applied on *Stars* using Cho's algorithm [5].

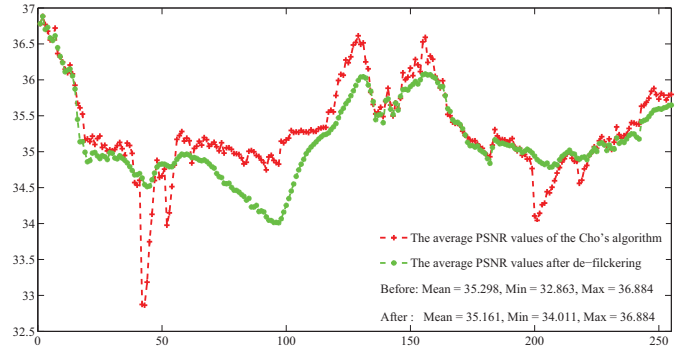


Fig. 7. PSNR of the *Stars* sequences before and after de-flickering.

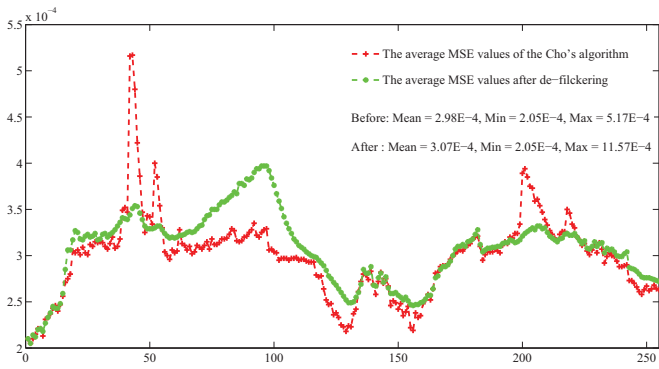
the performance of the proposed algorithm, some state-of-the-art local backlight dimming algorithms were implemented and tested on 8 Full-HD video sequences with different features. Experimental results demonstrated that the proposed

algorithm can avoid abrupt variations of the LED signals and consequently reduce the flicker artifact.

TABLE II

SSD MEASURES OF SEQUENCES BEFORE AND AFTER TEMPORAL FILTERING FOR DIFFERENT ALGORITHMS ON ALL VIDEO SEQUENCES. (THE NUMBERS INSIDE THE PARENTHESES SHOW THE NUMBER OF TIMES THE FLICKER WAS REPEATED AND (*) MEANS THAT THE FLICKER WAS NOT REMOVED COMPLETELY.)

		GD $\epsilon = 0.0002$ [2]		Albrecht [6]		Cho [5]		Nadernejad [1]		Zhang [4]		GD $\epsilon = 0.001$ [2]	
		Orgn	TF	Orgn	TF	Orgn	TF	Orgn	TF	Orgn	TF	Orgn	TF
<i>Stars</i>	Avg	64,83	59,79	67,34	66,43	65,37	64,04	55,79	52,87	65,24	63,72	59,66	52,37
	Max	137,87	122,78	140,73	138,74	133,88	134,24	115,24	112,01	135,55	135,17	131,10	110,54
<i>Concert</i>	Avg	0,71	0,70 (2)	0,63	0,56 (2*)	0,68	0,65	0,66	0,63 (2*)	0,69	0,66	0,69	0,66 (2)
	Max	6,82	6,09	7,00	3,28	6,65	4,04	5,85	3,59	6,54	4,45	6,43	4,60
<i>Titles</i>	Avg	117,94	115,77	72,13	71,60	93,15	92,46	70,48	69,62	92,54	91,85	108,09	103,09
	Max	231,10	229,15	145,09	139,69	181,30	179,56	139,82	136,54	183,50	179,03	213,42	207,80
<i>Volcano</i>	Avg	1,16	1,16	1,18	1,17 (2)	1,10	1,10	1,02	1,02	1,14	1,14	1,12	1,12
	Max	1,88	1,88	1,90	1,88	1,76	1,76	1,65	1,64	1,85	1,85	1,82	1,82
<i>Anemone</i>	Avg	27,99	27,98	27,84	27,88 (2)	27,93	27,92	27,79	27,79	27,95	27,94	27,91	27,91
	Max	78,29	78,28	78,24	78,28	78,16	78,15	78,01	78,04	78,22	78,20	78,23	78,28
<i>BBBunny</i>	Avg	72,56	72,39 (2)	72,39	72,34 (2)	71,25	70,90 (2)	70,93	70,81	72,01	71,86	72,37	72,02 (2)
	Max	288,17	287,28	287,61	287,04	283,84	282,65	283,71	282,06	286,77	285,28	287,92	285,76
<i>Theatre</i>	Avg	32,75	32,71 (2*)	32,92	32,91 (3*)	30,84	30,89	28,04	28,09	31,90	31,91	31,35	31,36
	Max	47,54	47,58	48,05	47,76	45,79	45,57	41,81	41,81	46,51	46,32	45,34	45,49
<i>Diver</i>	Avg	4,45	4,44 (2)	4,46	4,45 (2*)	4,27	4,26	4,32	4,31	4,33	4,32	4,42	4,41 (2)
	Max	12,30	12,25	12,34	12,35	11,85	11,83	11,88	11,88	12,07	12,07	12,20	12,17

Fig. 8. MSE of the *Stars2* sequences before and after de-flickering.

ACKNOWLEDGMENT

We would like to thank Jesper Meldgaard Pedersen, Bang & Olufsen for discussions and contributions.

REFERENCES

- [1] E. Nadernejad, N. Burini, J. Korhonen, S. Forchhammer, and C. Mantel, "Adaptive local backlight dimming algorithm based on local histogram and image characteristics," *Proceedings of SPIE, the International Society for Optical Engineering*, vol. 8652, p. 86520V, 2013.
- [2] N. Burini, E. Nadernejad, J. Korhonen, S. Forchhammer, and X. Wu, "Speedup of optimization-based approach to local backlight dimming of hdr displays," *Proceedings of SPIE, the International Society for Optical Engineering*, vol. 8436, p. 84360B, 2012.
- [3] —, *Image Dependent Energy-Constrained Local Backlight Dimming*, ser. International Conference on Image Processing. Proceedings. IEEE, 2012, pp. 2797–2800.
- [4] X.-B. Zhang, R. Wang, D. Dong, J.-H. Han, and H.-X. Wu, "Dynamic backlight adaptation based on the details of image for liquid crystal displays," *J. Display Technol.*, vol. 8, no. 2, pp. 108–111, 2012.
- [5] H. Cho, B. C. Cho, H. J. Hong, E.-Y. Oh, and O.-K. Kwon, "A color local dimming algorithm for liquid crystals displays using color light emitting diode backlight systems," *Optics and Laser Technology*, vol. 47, pp. 80–87, 2013.
- [6] M. Albrecht, A. Karrenbauer, T. Jung, and C. Xu, "Sorted sector covering combined with image condensation: An efficient method for local dimming of direct-lit and edge-lit lcds," *IEICE Trans. Electron. (Japan)*, vol. E93-C, no. 11, pp. 1556–1563, 2010.
- [7] X. Shu, X. Wu, and S. Forchhammer, "Optimal local dimming for lc image formation with controllable backlighting," *I E E E Transactions on Image Processing*, vol. 22, no. 1, pp. 166–173, 2013.
- [8] J. H. Lee, S.-E. Kim, T.-H. Lee, W.-J. Song, M. K. Kim, T. W. Lee, and C. G. Kim, "P-54: Flicker reducing backlight control based on adaptive moving average filtering," *SID Symposium Digest of Technical Papers*, vol. 40, no. 1, pp. 1294–1297, 2009. [Online]. Available: <http://dx.doi.org/10.1889/1.3256533>
- [9] H. Chen, J. Sung, T. Ha, and Y. Park, "Locally pixel-compensated backlight dimming on led-backlit lcd tv," *Journal of the Society for Information Display*, vol. 15, no. 12, pp. 981–988, 2007. [Online]. Available: <http://dx.doi.org/10.1889/1.2825108>
- [10] "Sita sings the blues." [Online]. Available: www.sitasingstheblues.com.
- [11] N. Burini, E. Nadernejad, J. Korhonen, S. Forchhammer, and X. Wu, "Modeling power-constrained optimal backlight dimming for color displays," *Journal of Display Technology*, 2013. [Online]. Available: <http://dx.doi.org/10.1109/JDT.2013.2253544>
- [12] "Consumer digital video database." [Online]. Available:

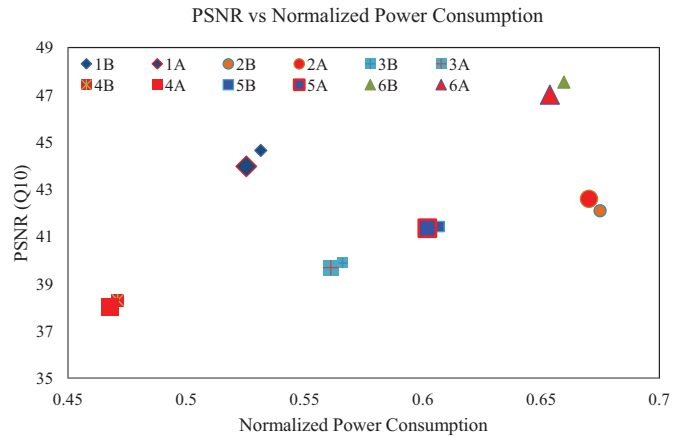


Fig. 9. The average PSNR vs. power consumption for different sequences before and after filtering. The numbers are: 1: GD with $\epsilon = 0.0002$ [2], 2: Albrecht [6], 3: Cho [5], 4: Nadernejad [1], 5: Zhang [4], and 6: GD with $\epsilon = 0.001$ [2], respectively. A and B show before and after filtering results.

<http://www.cdvl.org>.

- [13] X. Fan, W. Gao, Y. Lu, and D. Zhao, "Jvt-e070 flicking reduction in all intra frame coding," JVT, Tech. Rep., 2002.