



Electro-membrane filtration

An Alternative Way to Fractionate Industrial Enzymes

Yuan, Linfeng; Korsholm, Lars; Jakobsen, Sune; Woodley, John; Jonsson, Gunnar Eigil

Publication date:
2011

Document Version
Publisher's PDF, also known as Version of record

[Link back to DTU Orbit](#)

Citation (APA):

Yuan, L., Korsholm, L., Jakobsen, S., Woodley, J., & Jonsson, G. E. (2011). *Electro-membrane filtration: An Alternative Way to Fractionate Industrial Enzymes*. Poster session presented at ICOM 2011 : International Congress on Membranes and Membrane Processes, Amsterdam. <http://icom2011.org/>

General rights

Copyright and moral rights for the publications made accessible in the public portal are retained by the authors and/or other copyright owners and it is a condition of accessing publications that users recognise and abide by the legal requirements associated with these rights.

- Users may download and print one copy of any publication from the public portal for the purpose of private study or research.
- You may not further distribute the material or use it for any profit-making activity or commercial gain
- You may freely distribute the URL identifying the publication in the public portal

If you believe that this document breaches copyright please contact us providing details, and we will remove access to the work immediately and investigate your claim.

Linfeng Yuan¹, Lars Korsholm², Sune Jakobsen², John Woodley¹, Gunnar Jonsson¹
¹Department of Chemical and Biochemical Engineering, Technical University of Denmark, DK-2800 Kgs. Lyngby, Denmark

²Recovery Development, Novozymes A/S, Smørmosevej 9, 3AM, DK-2880 Bagsværd, Denmark

Introduction

In the application of industrial enzymes separation, pressure driven-membrane filtration is limited to its low selectivity.

Enevoldsen and co-workers [1,2] have shown that by using an electric field during crossflow ultrafiltration (EUF) of industrial enzyme solutions, an improvement in flux of 3-7 fold has been obtained.

EMF combines conventional membrane filtration with electro dialysis. In comparison with pressure-driven membrane filtration an increase in selectivity for the separation of charged components can be expected.

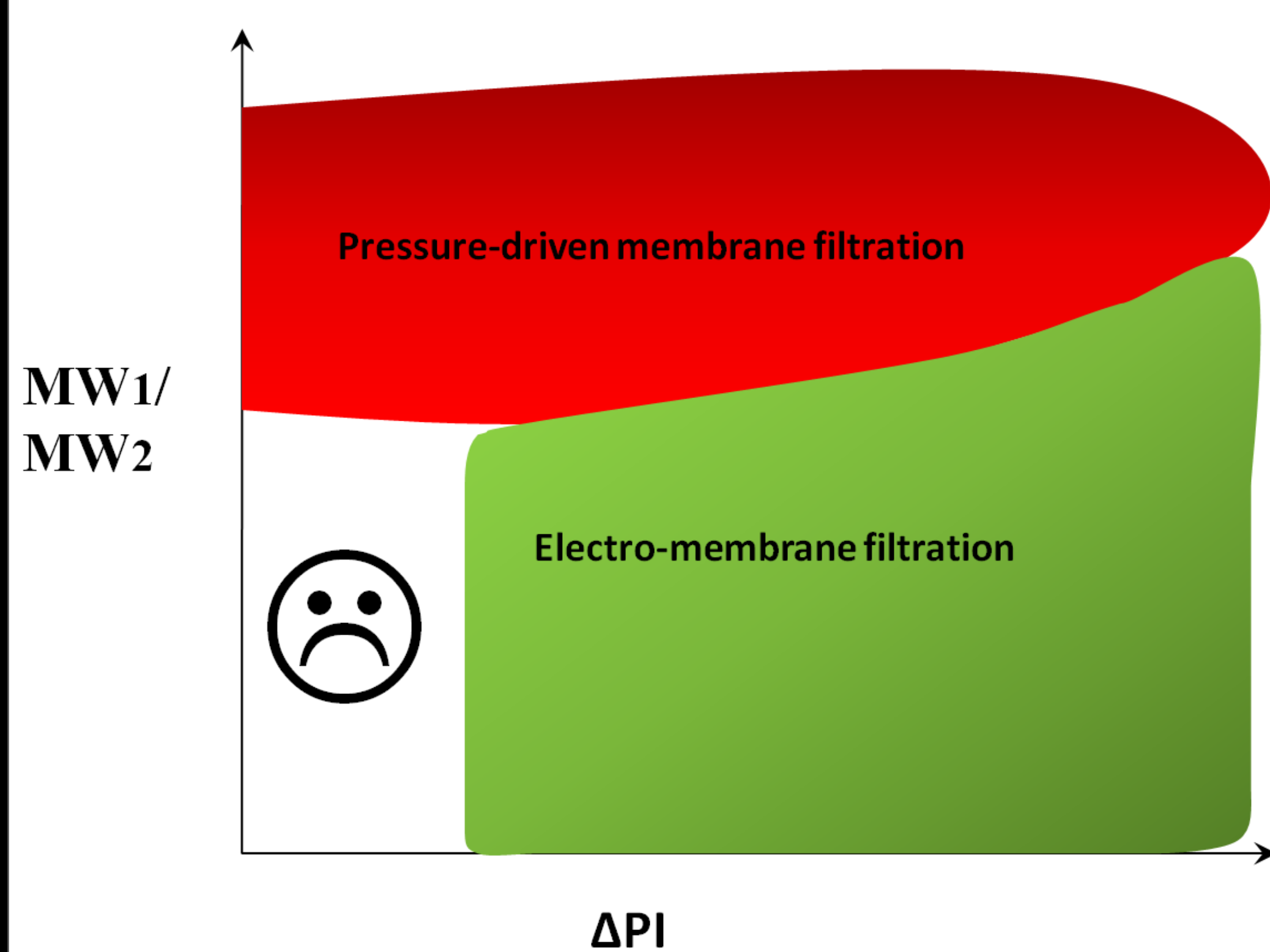


Figure 1 Model of the operation boundary for EMF and pressure-driven membrane filtration

Methodology

- System operated in a batch-wise manner (refer to Fig.2).
- Two industrial enzymes: phospholipase (PLA) with MW 13.3KDa, PI 7.68 and lipase (LP) with MW 29.3KDa, PI 4.7 were used.
- Why PLA and LP were chosen? Pressure-driven membrane filtration is not possible to separate them due to their close MW.

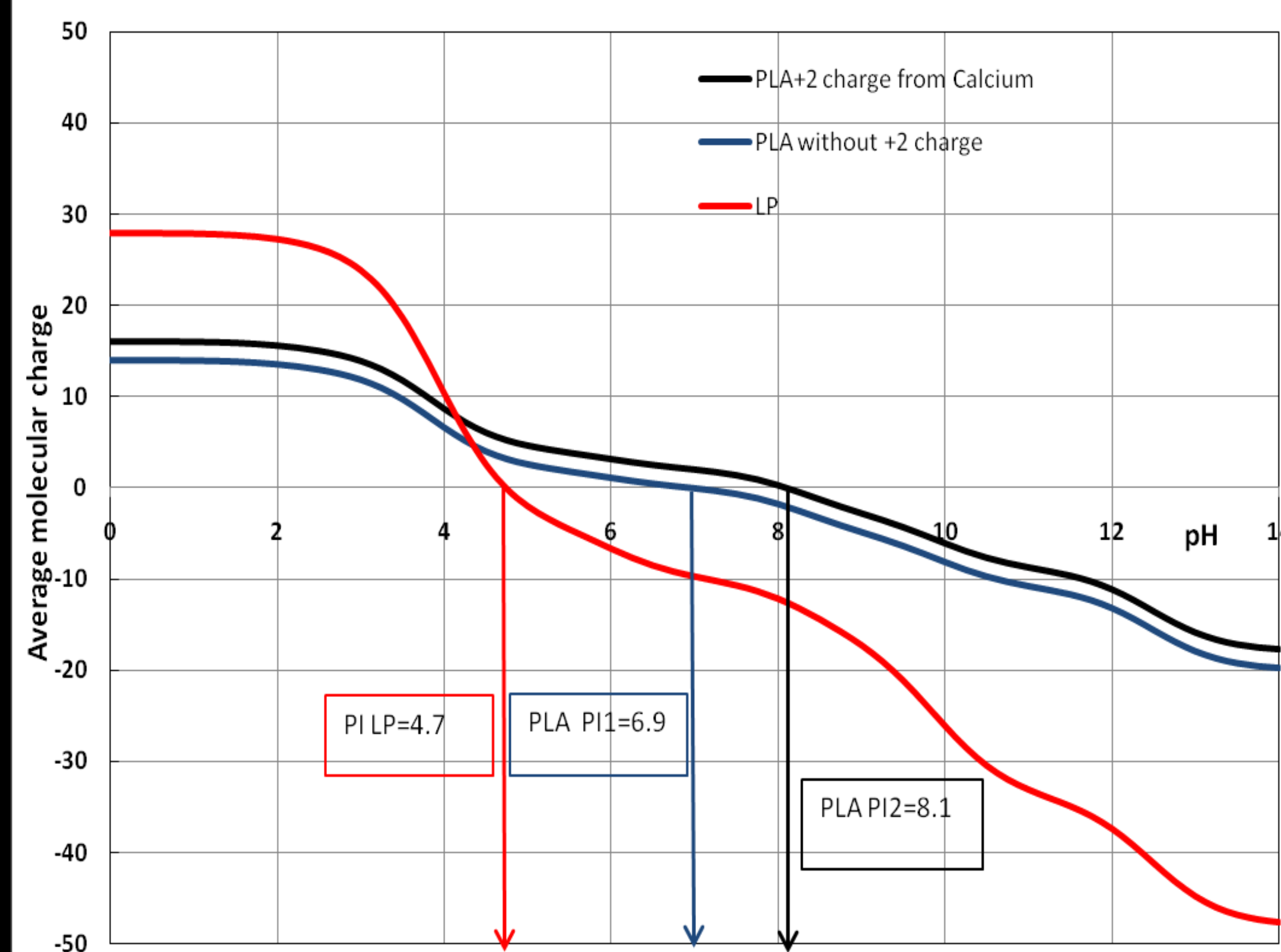


Figure 4 Calculated charge property of PLA and LP as function of solution pH

Operation way and pH selection

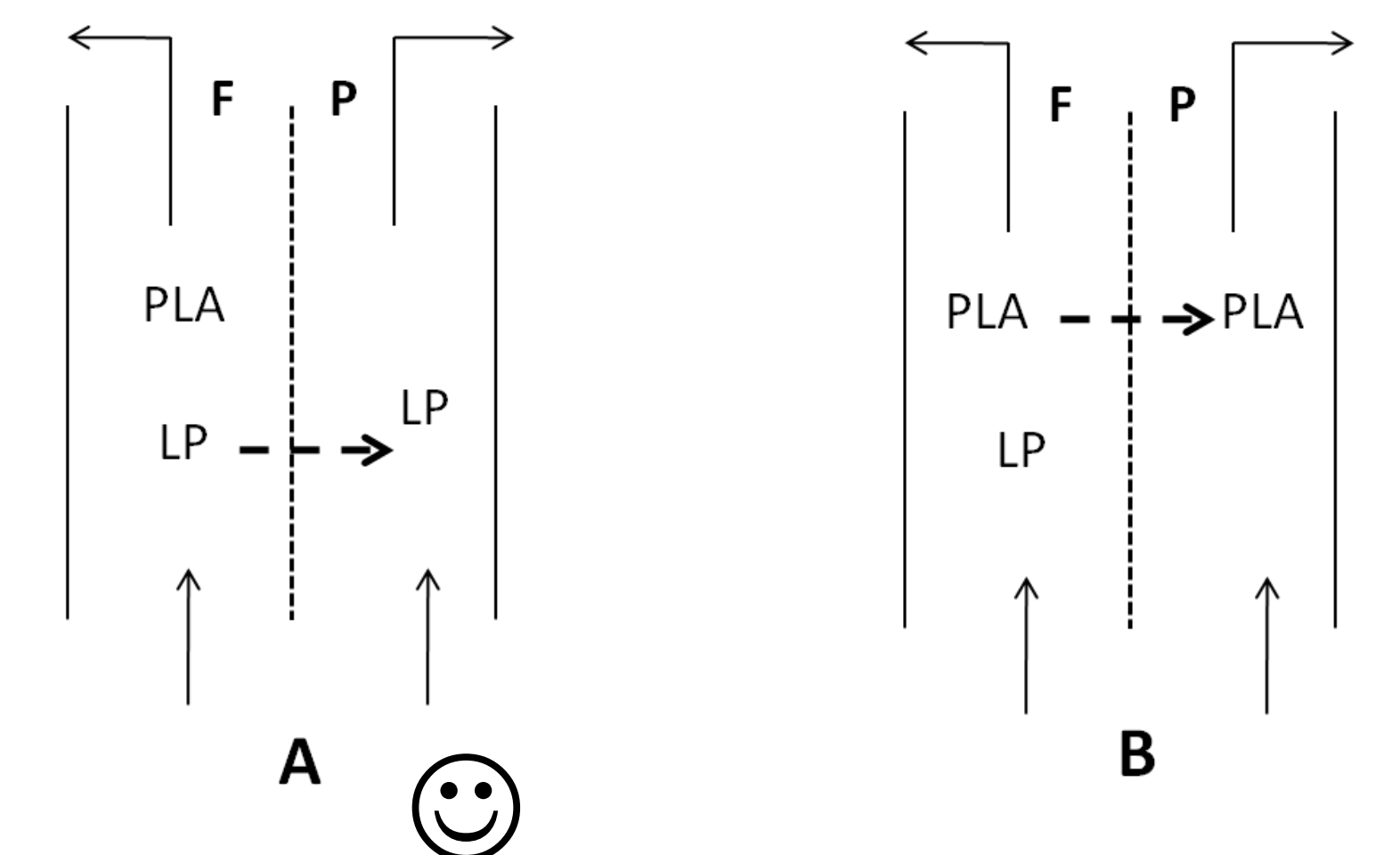


Figure 5 Selection of operating way

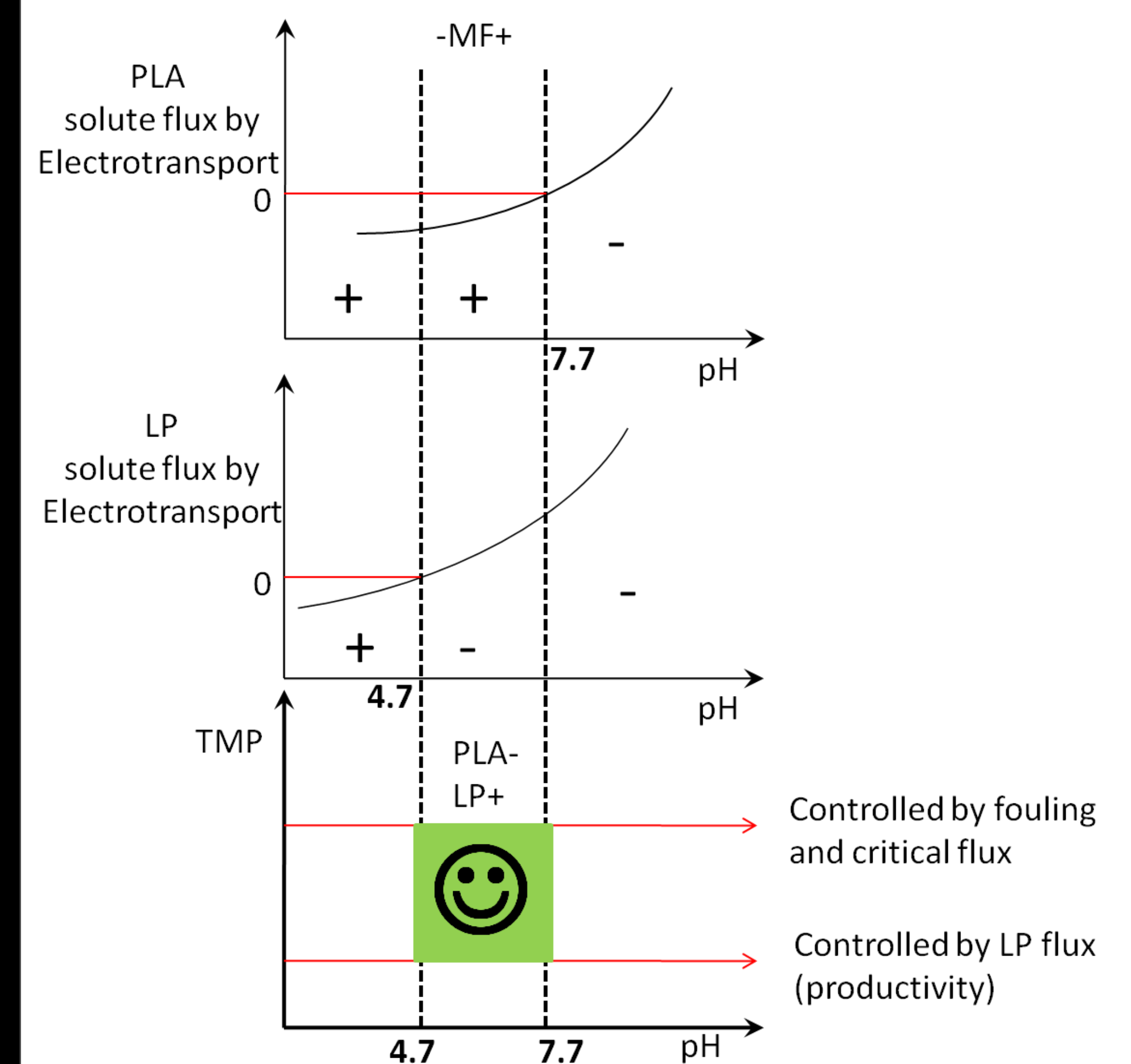


Figure 6 Selection of solution pH

Set-up & Principle

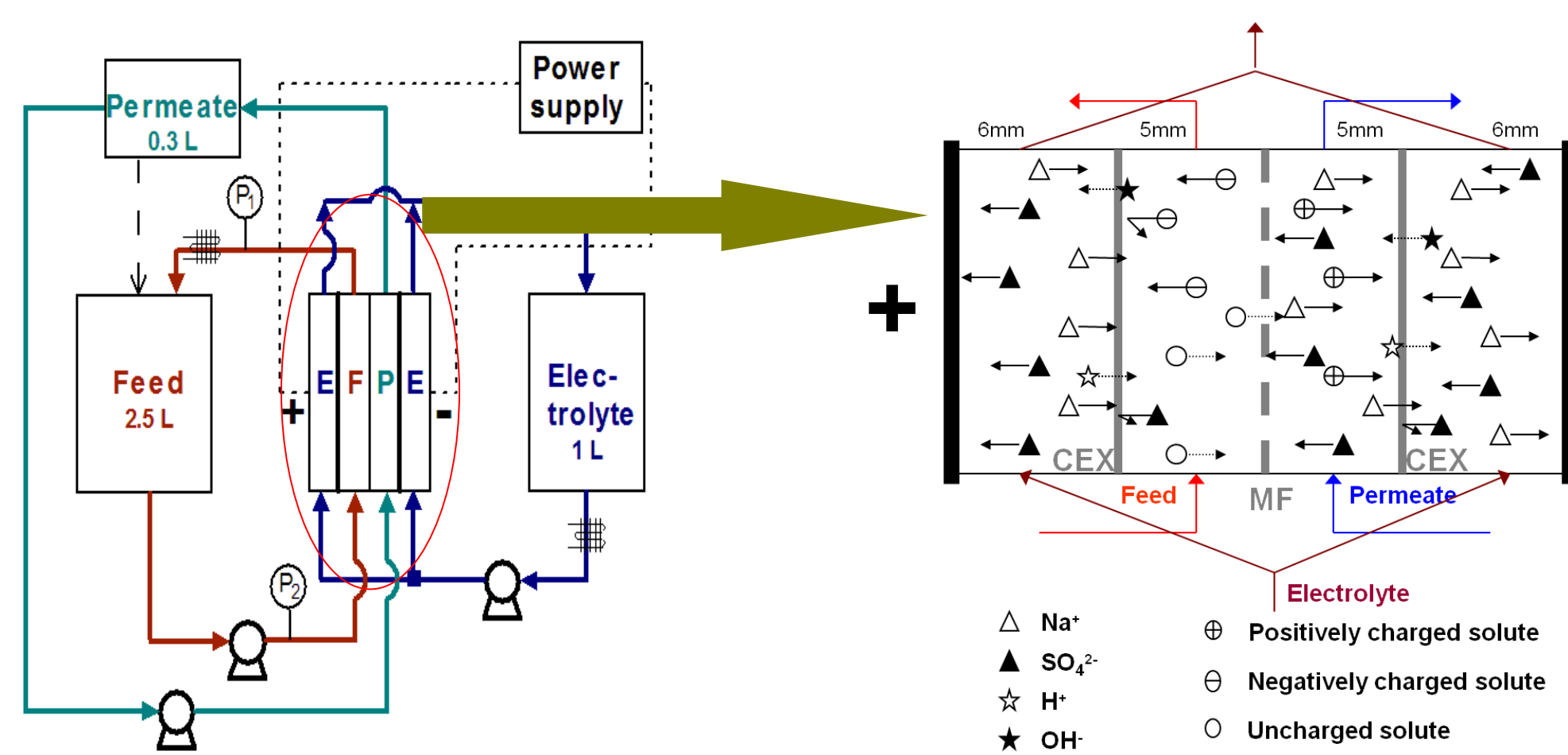


Figure 2 Experimental set-up

Figure 3 Principle of EMF

$$J_i = J_{i,diff} + J_{i,elec} + J_{i,conv}$$

$$= -D_i \frac{dc}{dx} + Fz_i c_i \mu_i \frac{dE}{dx} + c_i J_v$$

Results

Investigation of operation TMP

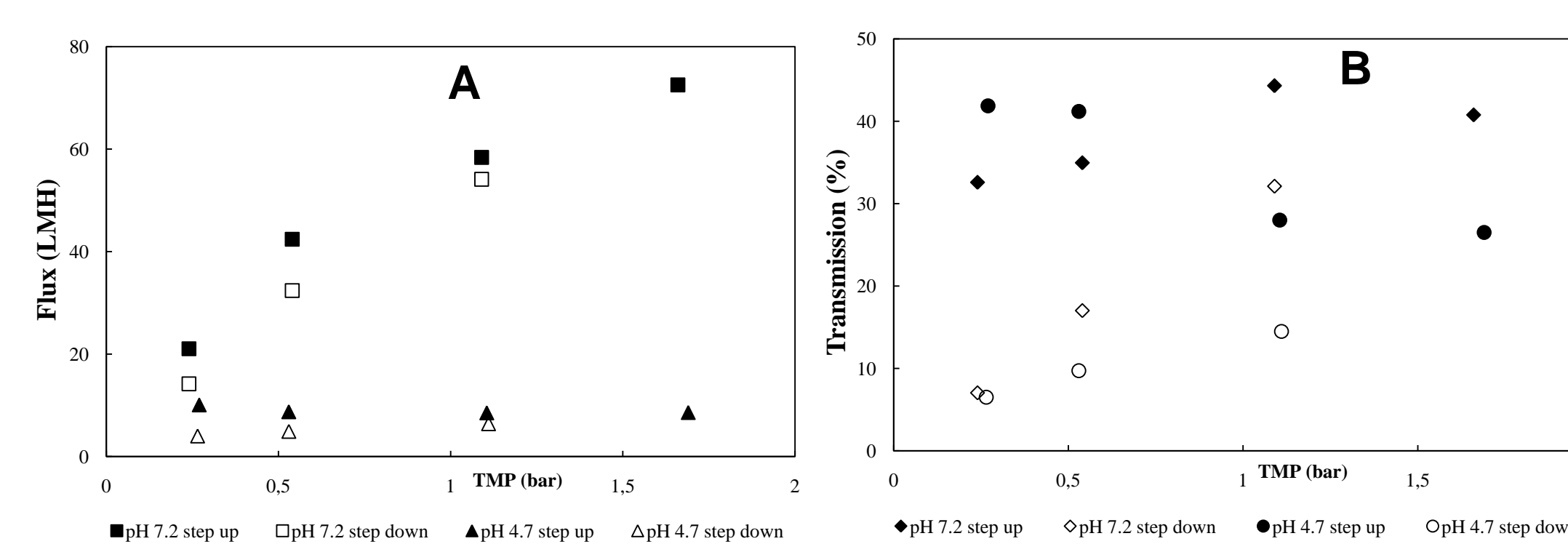


Figure 7 Filtration of 2g/L LP at solution pH 7.2 and 4.7 (A) flux as function of TMP (B) transmission as function of TMP

Effect of electric field

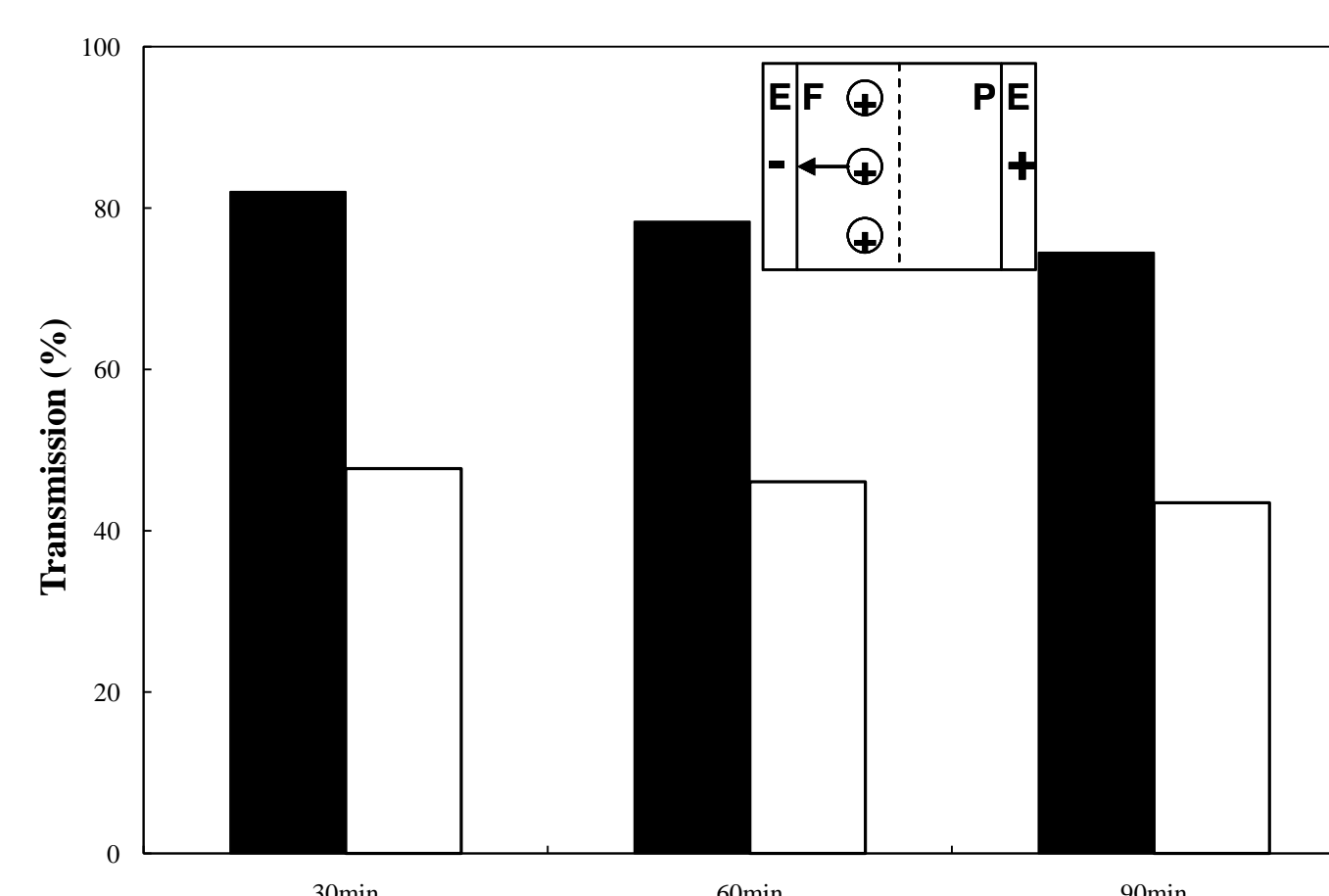


Figure 8 Effect of electric field on the transmission of PLA. Experiments operated with initial 15g/L feed solution, solution pH at 5 and TMP at 0.4 bar (■)MF (○)MF+

Separation of PLA and LP

Table 1 Selectivity and LP purity improvement in EMF

Experiment	pH	Feed concentration (g/L)	Percentage of LP concentration in feed (%)	Selectivity		Permeate LP purity (%)	
				10min	90min	10min	90min
MF, 0.35bar	5	21.8	23.2	1.01	0.84	23.34	20.32
-MF+, 0.35bar, 30 V	5	19.1	22.4	2.46	3.49	41.45	50.13

Table 2 Selectivity and LP purity in permeate obtained at different feed concentration

Experiment	pH	Feed concentration (g/L)	Percentage of LP concentration in feed (%)	Selectivity		Permeate LP purity (%)	
				10min	90min	10min	90min
-MF+, 0.35bar, 30 V	5	19.1	22.4	2.46	3.49	41.45	50.13
-MF+, 0.35bar, 30 V	5	10.2	21.7	2.88	5.13	44.42	58.74

Conclusion

• By applying the electric field, PLA and LP were separated and the selectivity improved as compared to normal filtration, but the improvement was not impressive. The selectivity was also dependent on the feed concentration.

• Productivity and selectivity were not good, which seemed to be related with the solubility issue of the enzymes dependent on pH and feed conductivity. More work should be done to reduce the fouling and increase the flux

• It seemed that LP was more easier to foul the membrane. Therefore, the other operation way which PLA is going to be removed from permeate should be tried.

Acknowledgments

The Novozyme Bioprocess Academy is acknowledged for the financial support of this project.

References

- [1] A.D. Enevoldsen, Electrically enhanced ultrafiltration of industrial enzyme solutions, Technical University of Denmark, Ph.D. thesis, 2007
- [2] A.D. Enevoldsen, E.B. Hansen and G.Jonsson, Electro-ultrafiltration of industrial enzyme solutions, Journal of Membrane science 299(2007) 28-37