



Biofuel Scenarios for India

Dhar, Subash

Publication date:
2013

[Link back to DTU Orbit](#)

Citation (APA):
Dhar, S. (Author). (2013). Biofuel Scenarios for India. Sound/Visual production (digital)

General rights

Copyright and moral rights for the publications made accessible in the public portal are retained by the authors and/or other copyright owners and it is a condition of accessing publications that users recognise and abide by the legal requirements associated with these rights.

- Users may download and print one copy of any publication from the public portal for the purpose of private study or research.
- You may not further distribute the material or use it for any profit-making activity or commercial gain
- You may freely distribute the URL identifying the publication in the public portal

If you believe that this document breaches copyright please contact us providing details, and we will remove access to the work immediately and investigate your claim.



UNEP
RISØ
CENTRE

ENERGY, CLIMATE
AND SUSTAINABLE
DEVELOPMENT

Biofuel Scenarios for India

Subash Dhar, UNEP Risoe Centre
P R Shukla, Indian Institute of Management, Ahmedabad
Emmanuel Ackom, UNEP Risoe Centre

**8th Conference on Sustainable Development of
Energy, Water and Environment Systems**
24 September 2013
Dubrovnik, Croatia

Supported by:



Federal Ministry for the
Environment, Nature Conservation
and Nuclear Safety

based on a decision of the Parliament
of the Federal Republic of Germany



Contents

1. Context
2. Methodology
3. Biomass resources
4. Results

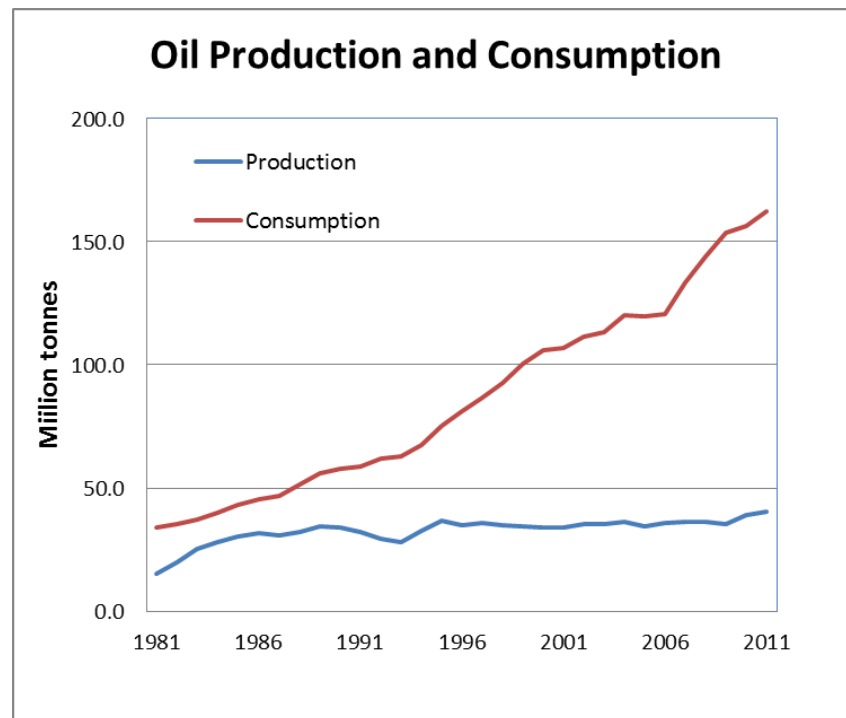
Biofuel Policy

- Blending Targets for Oil Companies
 - Currently 5% Blending of ethanol in petrol (20 states and 8 UT)
 - Future biofuels targets (ethanol and biodiesel)
 - 10% by 2017
 - **20% by 2020**
- Minimum Support Price
 - Rs 27 per litre of ethanol (~ 0.5 US \$)
 - Rs 26.5 per litre of biodiesel
- Achievement
 - Petrol : Around 2% ethanol blending (0.4 billion litres)
 - Diesel : No large scale blending (0.14 – 0.3 million litres by informal sector)



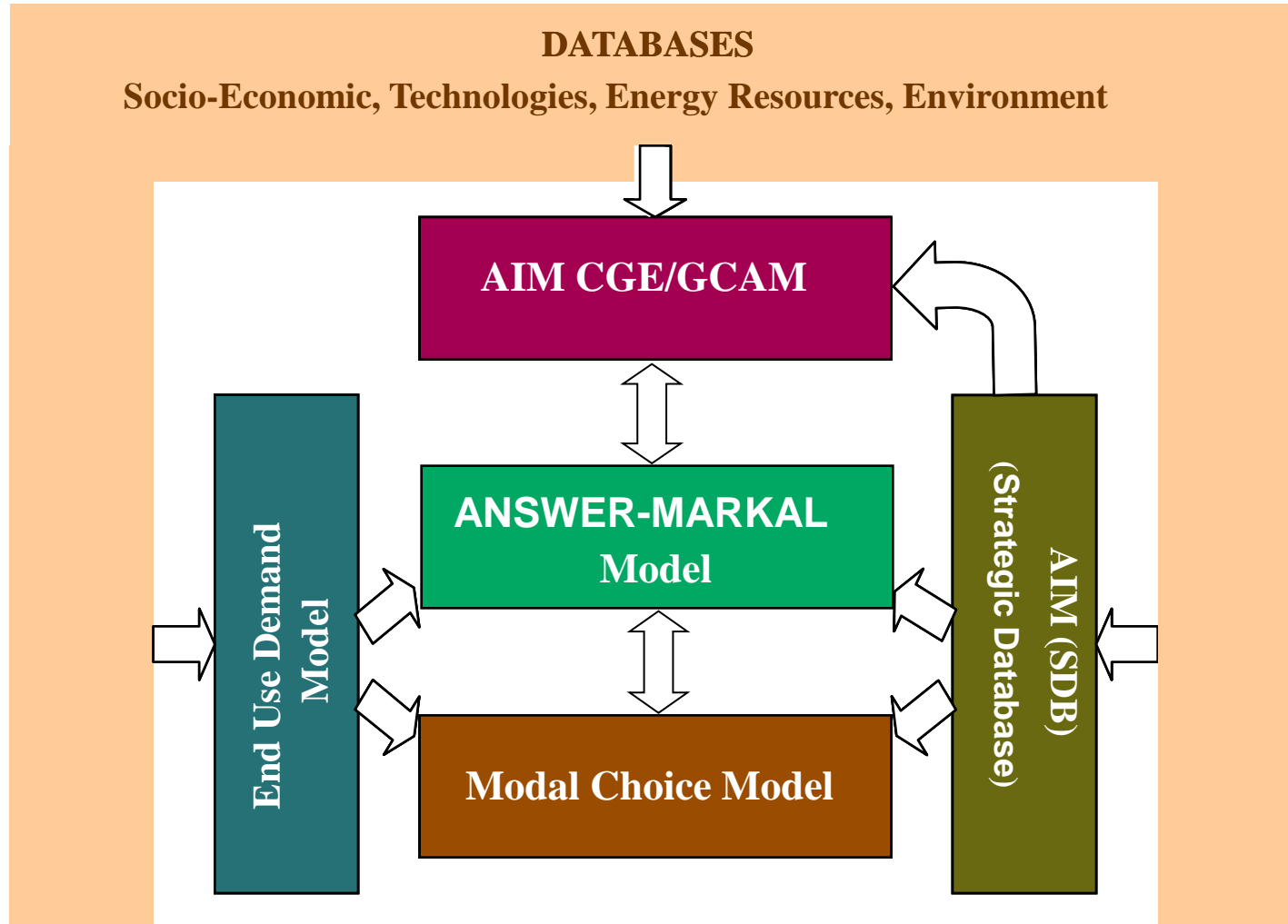
Drivers

- Push
 - Balance of Payments
 - Rising share of Oil in Imports
- Pull
 - Rural development and job stimulation
 - Identified as a priority for mitigation (NAPCC)

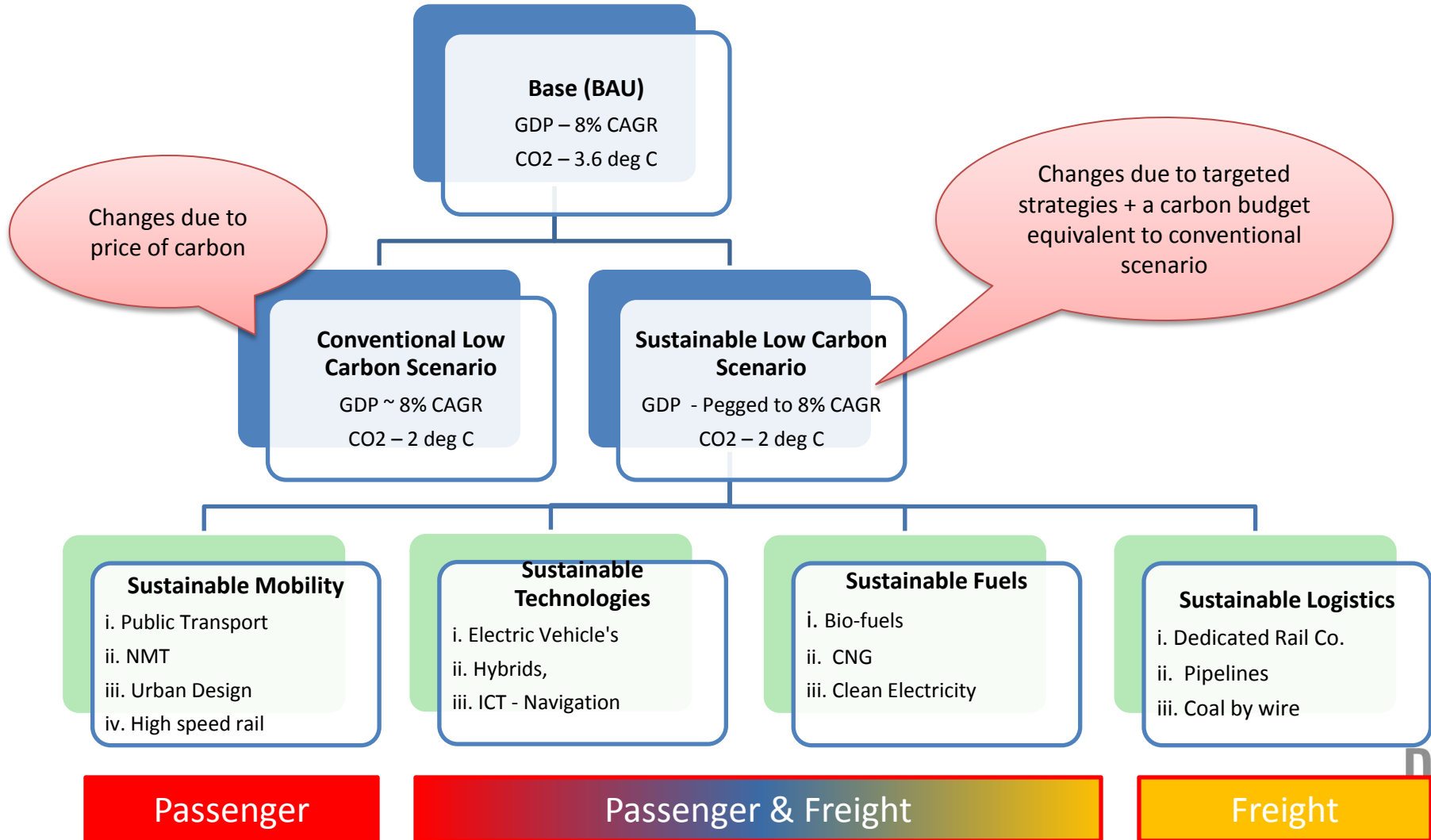


Research Questions

- What are the biomass resources available for biofuels in India?
- What is the economic potential of biofuels in BAU scenario?
- What is the economic potential of biofuels in a Low Carbon Scenario?



Architecture for Transport Scenarios



Bio fuel Storylines

- BAU

- Support prices for ethanol and biodiesel are not beyond ex refinery price for petrol and diesel
- No land from food and forests diverted for bio crops
- Institutional weakness in taking over marginal lands for bio crops

- Low Carbon Scenario

- Support pricing framework same as BAU
- Overall sustainable transitions
 - demographic, consumptions, dematerializations reduce demand for transport
- A global price corresponding to 2 deg C target
- Better success in taking marginal lands for bio crops

Bioethanol from Molasses

- Concerns
 - Sugarcane production **concentrated** in 4 states
 - **Competing demand** for industrial and other uses for ethanol

Technical Potential

	2010	2020	2030
Sugarcane Production (Mt)	342.4	370.9	418.8
Molasses (Mt)	11.6	12.5	14.1
Ethanol (BL)	2.7	2.9	3.3
Ethanol Blending (BL)	1.1	1.2	1.3
(Mtoe)	0.55	0.59	0.67

Source : Adapted from Purohit & Fisher, 2013

Biodiesel from Jatropha

- Concerns
 - **Limited experience** - only 0.5 Mha cropped and blending not started
 - **Low yields** - Actual yield of oil is a low 0.11 – 0.23 mt

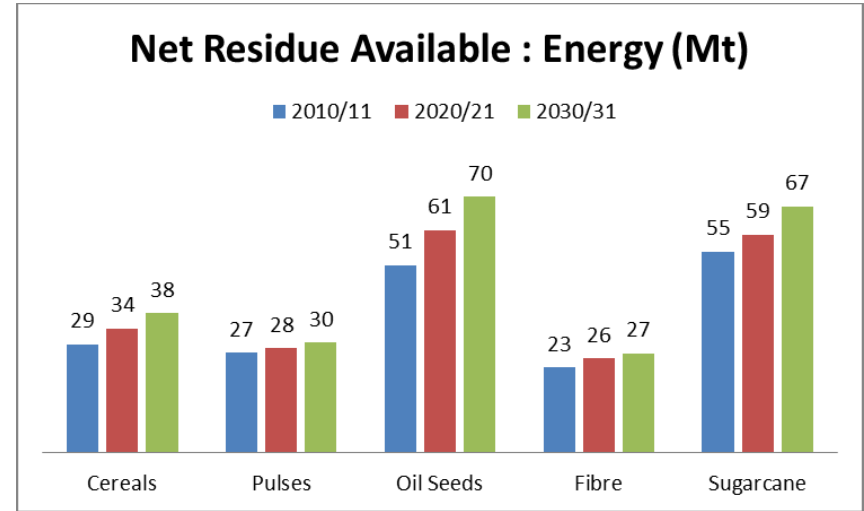
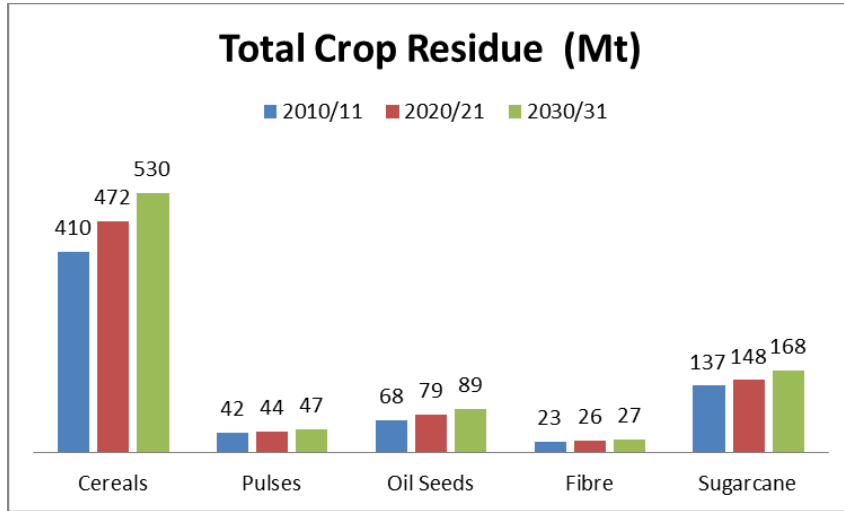
Technical Potential

	Total Area (Mha)	Found Suitable (*) (Mha)	Total yield oil (Mt)
Culturable waste land	12.9	2.0	3.4
Culturable waste land plus pastures, barren and unculturable land, etc.	79.4	11.1	16.4

(*) Through Agroecological zone assesment

Source : Adapted from Purohit & Fisher, 2013

Agricultural Residues for Biofuels



Source : Adapted from Purohit & Fisher, 2013

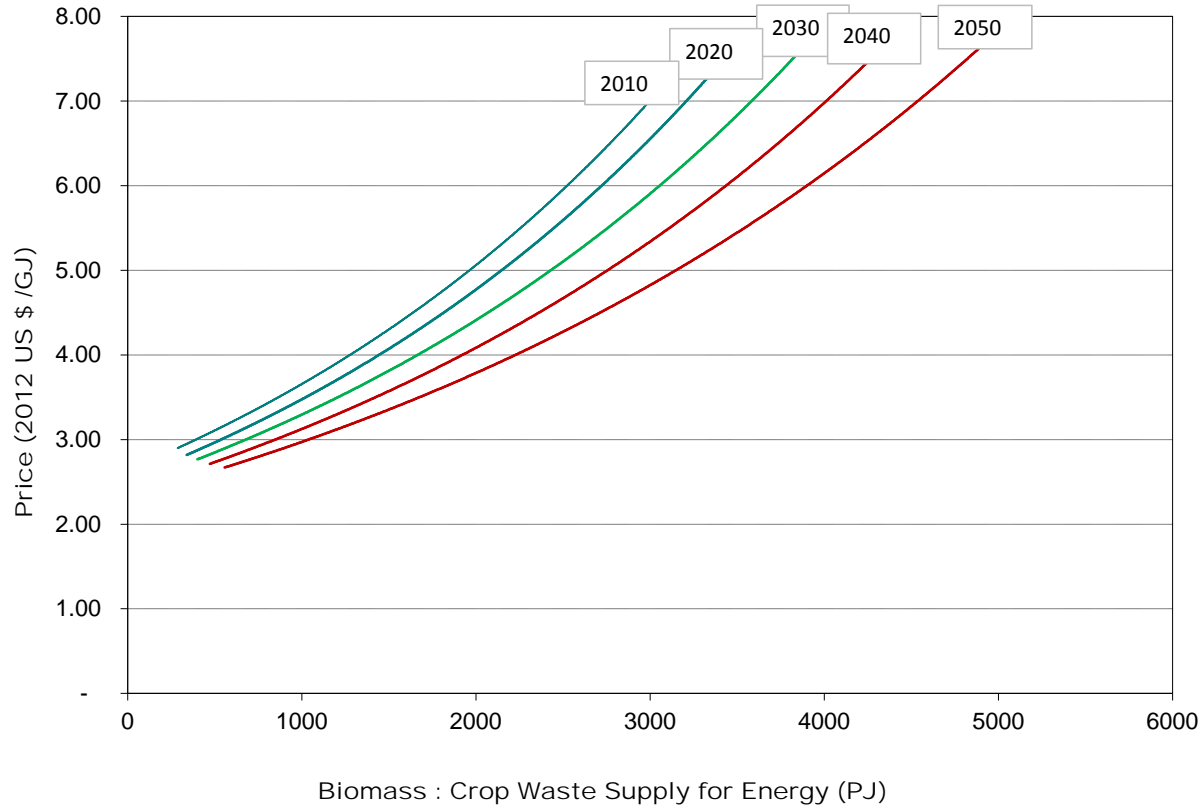
Net Residue Availability

2010 – 72.3 Mtoe

2020 – 80.3 Mtoe

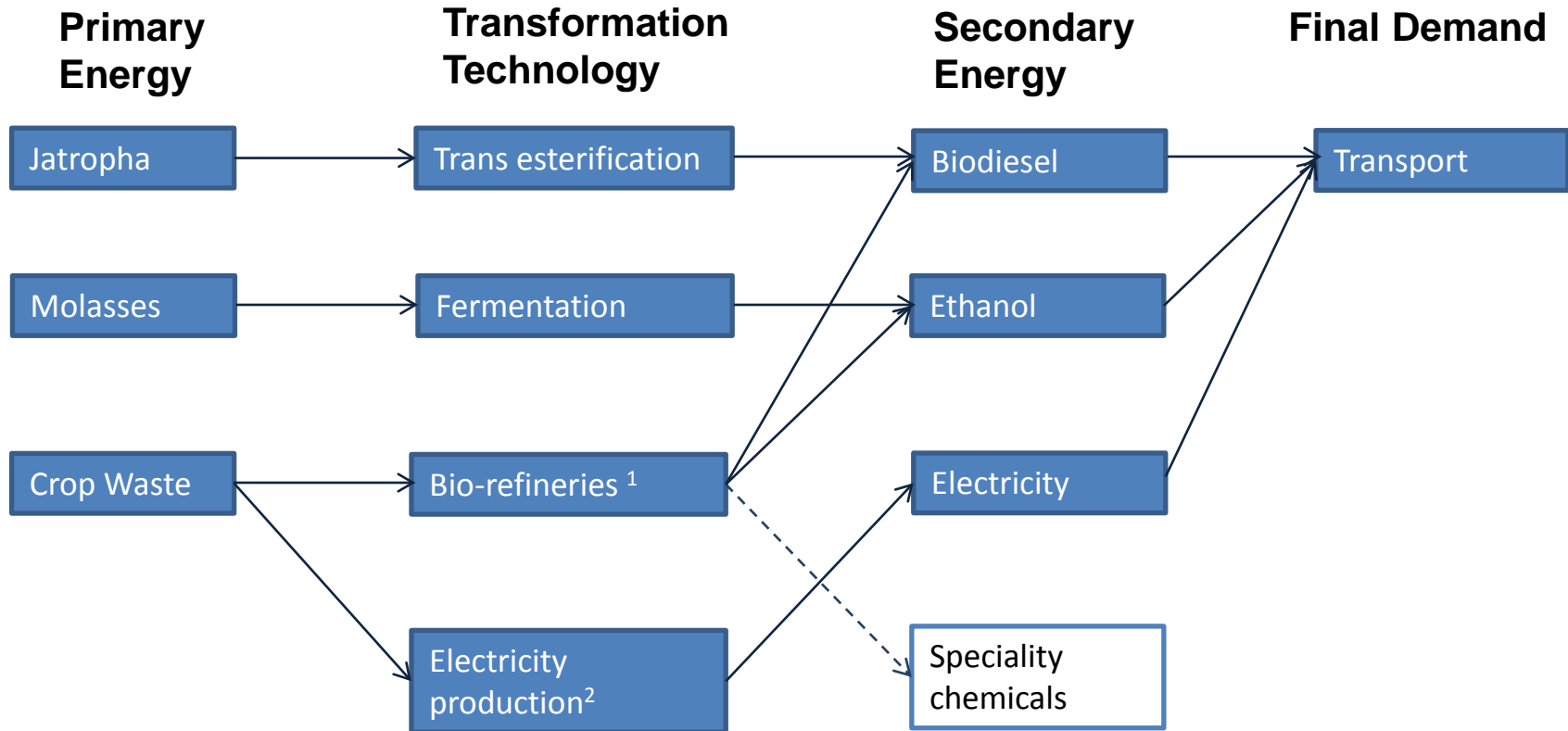
2030 – 89.3 Mtoe

Cost Curves for Crop Waste



- Underlying data based on detailed estimates for individual crops
- However uncertainties with respect to demand for biomass from other sectors considered

Partial RES for Bio-fuels



1. Bio refineries include Cellulosic technology for Ethanol, hydrogenation and FTP technology for biodiesel
2. Both Co-firing of biomass & dedicated biomass gasifier.

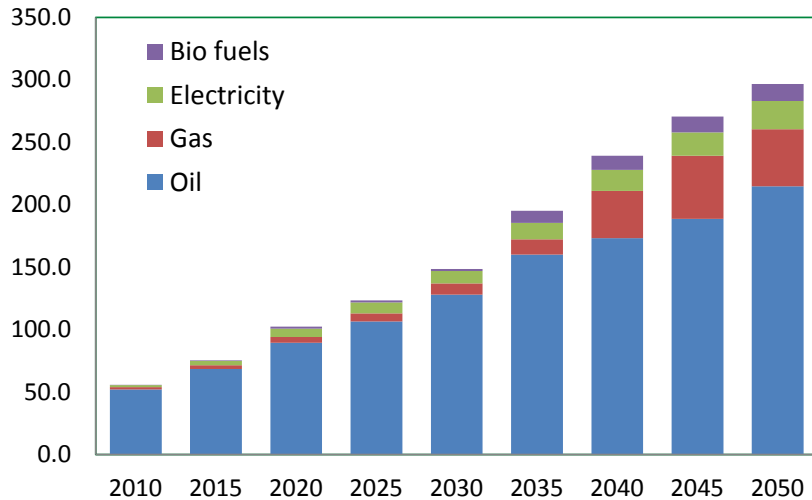


Results



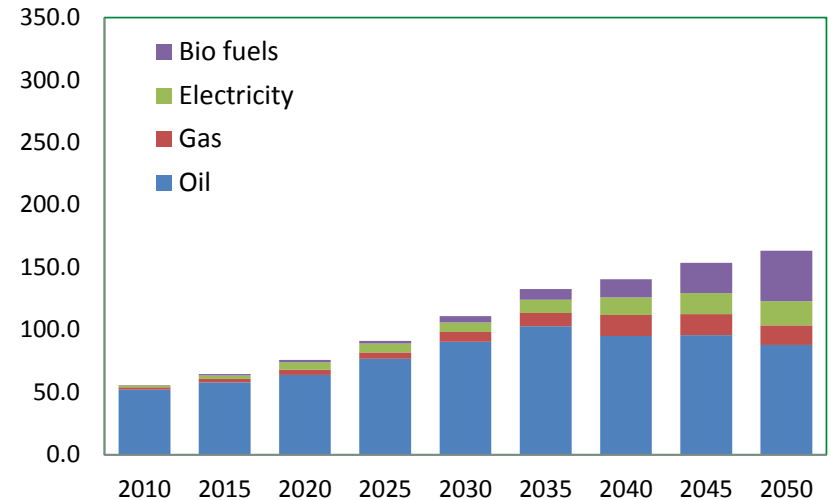
Fuel Mix for Transport

Energy Demand - BAU (Mtoe)



0.3% 1.6% 1.1% 4.7% 4.6%

Energy Demand - Sustainable LCS (Mtoe)



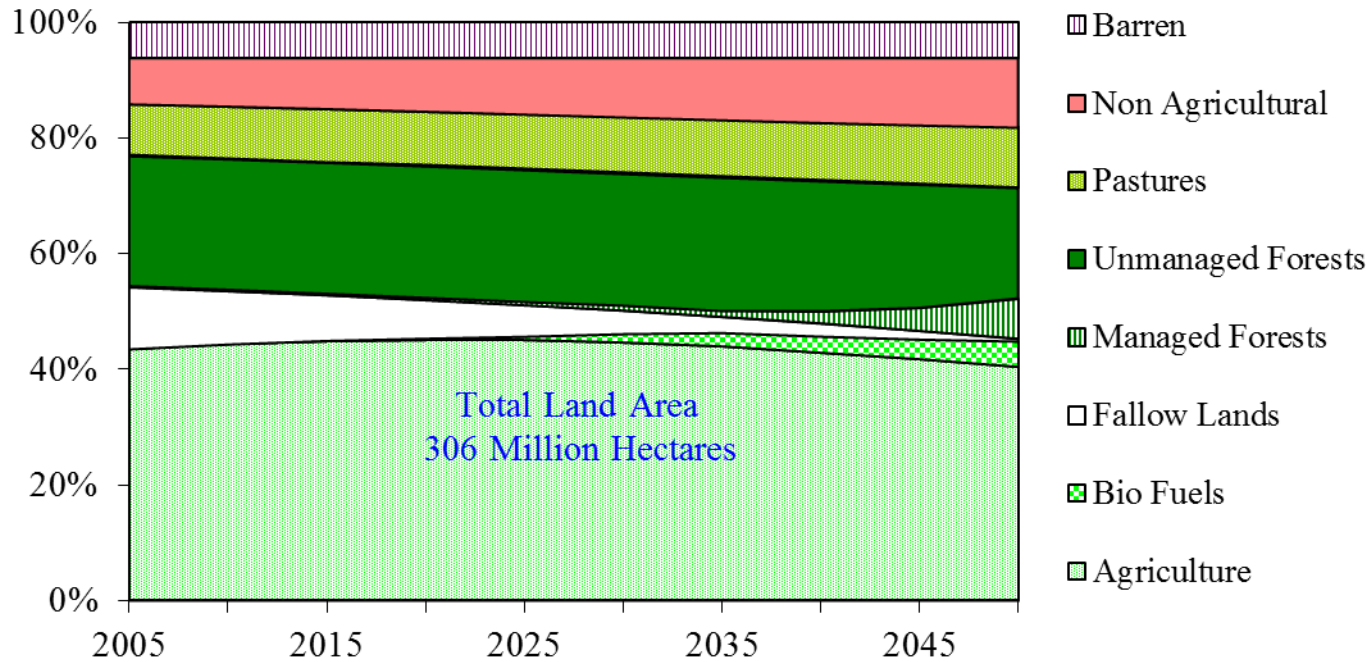
0.3% 2.3% 4.6% 10.3% 24.7%

Share of biofuels

LCS:

- Bio crops (Jatropha, Sweet Sorghum)
- Crop waste
- Imports of bio fuels

Land Use : Low Carbon Scenario



Source : Shukla, Dhar & Fujino, 2011

Conclusions

- Bioethanol from molasses can play a very minor role in long term biofuel transitions
- Jatropha technical potential high however risks (diversion of land & lack of experiences) and absence of good experiences
- Long term future of biofuels would depend on second generation pathway using crop wastes (but would require R&D and global partnerships)



Thank You

Subash Dhar

sudh@dtu.dk

+45 4677 5135

Project Website :

www.unep.org/transport/lowcarbon