



## Probing plasmon resonance's dependence on gap size in silver dimers by EELS

Kadkhodazadeh, Shima; de Lasson, Jakob Rosenkrantz; Raza, Søren; Kristensen, Philip Trøst; Mørk, Jesper; Wagner, Jakob Birkedal; Kneipp, Katrin

*Publication date:*  
2013

*Document Version*  
Publisher's PDF, also known as Version of record

[Link back to DTU Orbit](#)

*Citation (APA):*  
Kadkhodazadeh, S., de Lasson, J. R., Raza, S., Kristensen, P. T., Mørk, J., Wagner, J. B., & Kneipp, K. (2013). *Probing plasmon resonance's dependence on gap size in silver dimers by EELS*. Poster session presented at International Electron Energy Loss Spectroscopy Meeting on Enhanced Data Generated by Electrons, Sainte Maxime, France.

---

### General rights

Copyright and moral rights for the publications made accessible in the public portal are retained by the authors and/or other copyright owners and it is a condition of accessing publications that users recognise and abide by the legal requirements associated with these rights.

- Users may download and print one copy of any publication from the public portal for the purpose of private study or research.
- You may not further distribute the material or use it for any profit-making activity or commercial gain
- You may freely distribute the URL identifying the publication in the public portal

If you believe that this document breaches copyright please contact us providing details, and we will remove access to the work immediately and investigate your claim.

# Probing plasmon resonance's dependence on gap size in silver dimers by EELS

S. Kadkhodazadeh<sup>1</sup>, J. R. de Lasson<sup>2</sup>, S. Raza<sup>2</sup>, P. T. Kristensen<sup>2</sup>, J. Mørk<sup>2</sup>, J. B. Wagner<sup>1</sup> and K. Kneipp<sup>3</sup>

<sup>1</sup> Centre for Electron Nanoscopy, Technical University of Denmark, Kgs. Lyngby, Denmark

<sup>2</sup> Department of Photonics Engineering, Technical University of Denmark, Kgs. Lyngby, Denmark

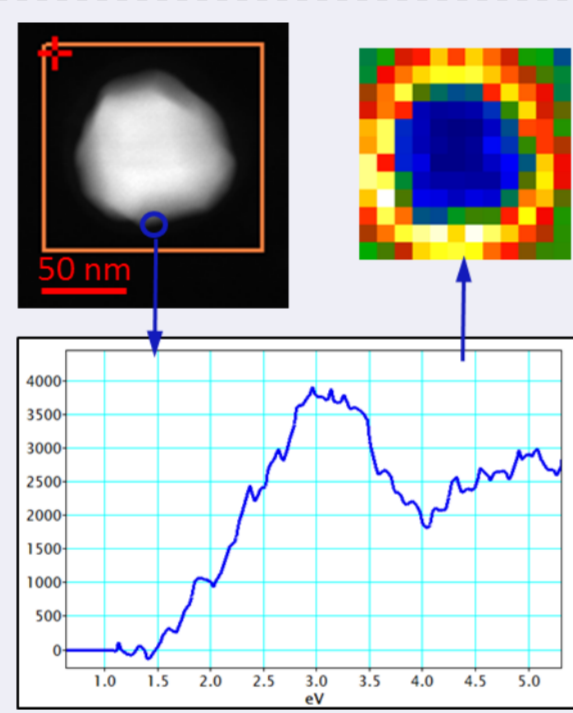
<sup>3</sup> Department of Physics, Technical University of Denmark, Kgs. Lyngby, Denmark

Improvement in the energy resolution of modern analytical transmission electron microscopes (TEMs) has enabled electron energy-loss spectroscopy (EELS) in the visible light energy range and below. Aggregates of multiple silver nanoparticles, in which coupling of the particles results in highly confined and enhanced local fields in the nanometre size gaps between them, are of particular interest for various applications, including surface enhanced Raman spectroscopy [1]. While, most optical techniques do not hold the spatial resolution to image such small dimensions, EELS combined with scanning TEM (STEM) can probe Ångström-scale dimensions. We have studied silver dimers, as the simplest multiparticle plasmonic structure, with EELS. Changes of the dipolar plasmon resonances in EELS spectra of dimers as a function of the interparticle distance are monitored. Experimentally observed shifts of plasmon resonance are compared with computations, using a multiple-scattering simulation formalism [2]. The measurements and calculations were carried out for spherical particles ~20 – 30 nm in diameter.

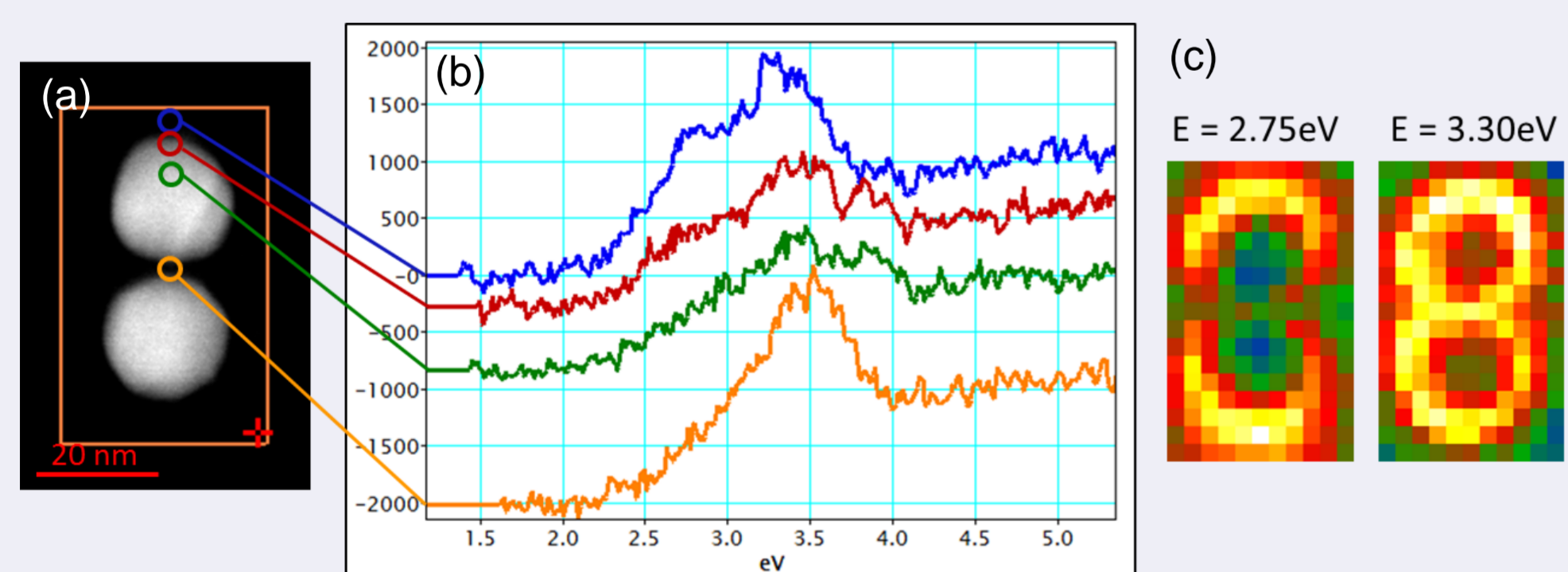
## Seeing plasmon resonances with electrons

Plasmon resonances in metallic nanoparticles can be excited as the result of interaction with an electron beam, as well as being excited optically. This provides the opportunity to study plasmon resonances with Ångström spatial resolution and to correlate the results with theoretical calculations.

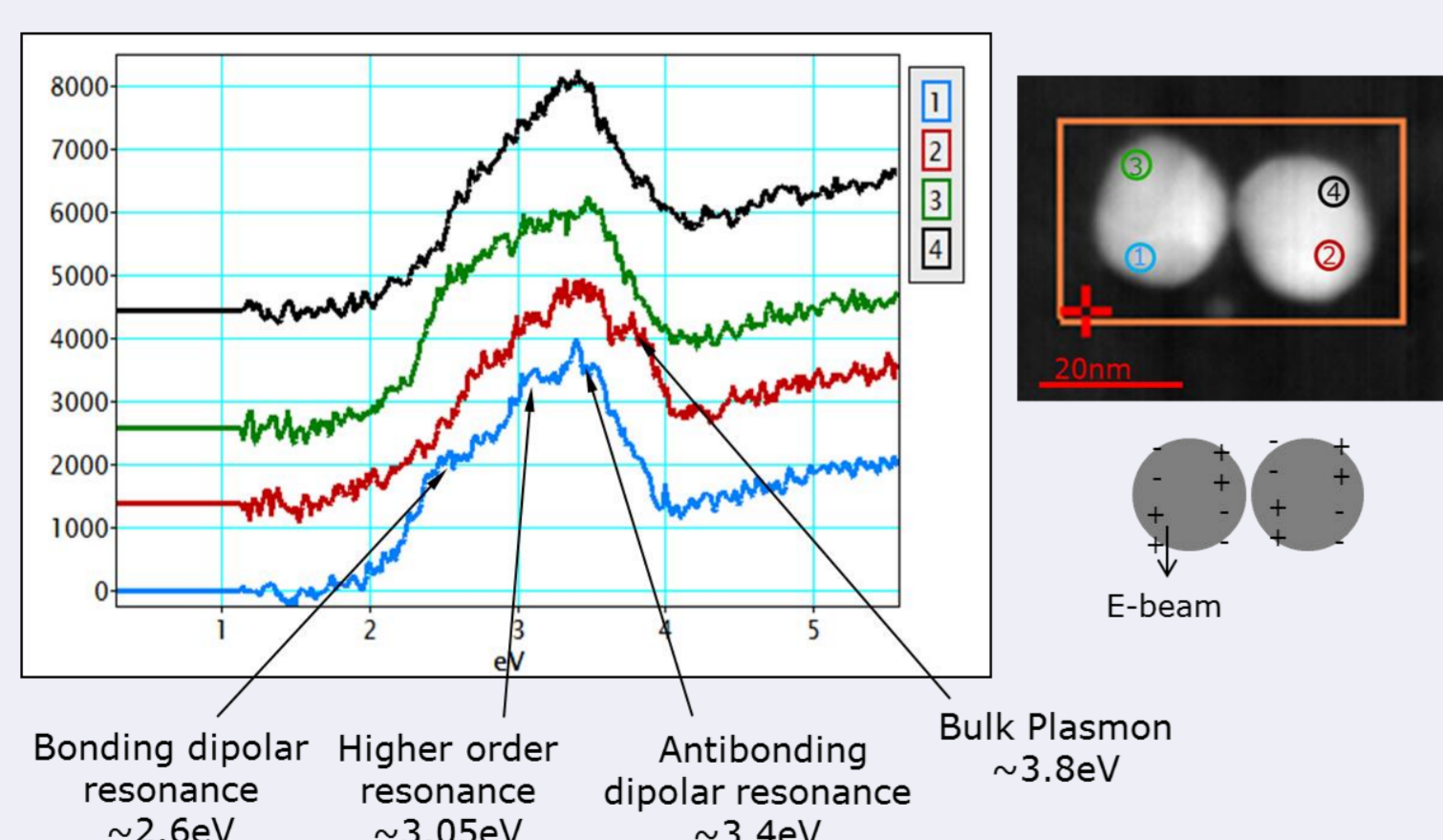
- STEM image, EELS spectrum and EELS intensity map of the surface plasmon resonance ( $E = 3.05$  eV) of a single silver particle.



- Coupling between nanoparticles in dimers results in the appearance of different plasmon resonances in EELS, (plasmon hybridisation model [3]).
- Resonances at 2.75 eV and 3.30 eV (their intensities at different beam positions mapped in (c)) correspond to the bonding and antibonding dipolar plasmons.



- Higher order modes can also be observed in EELS.



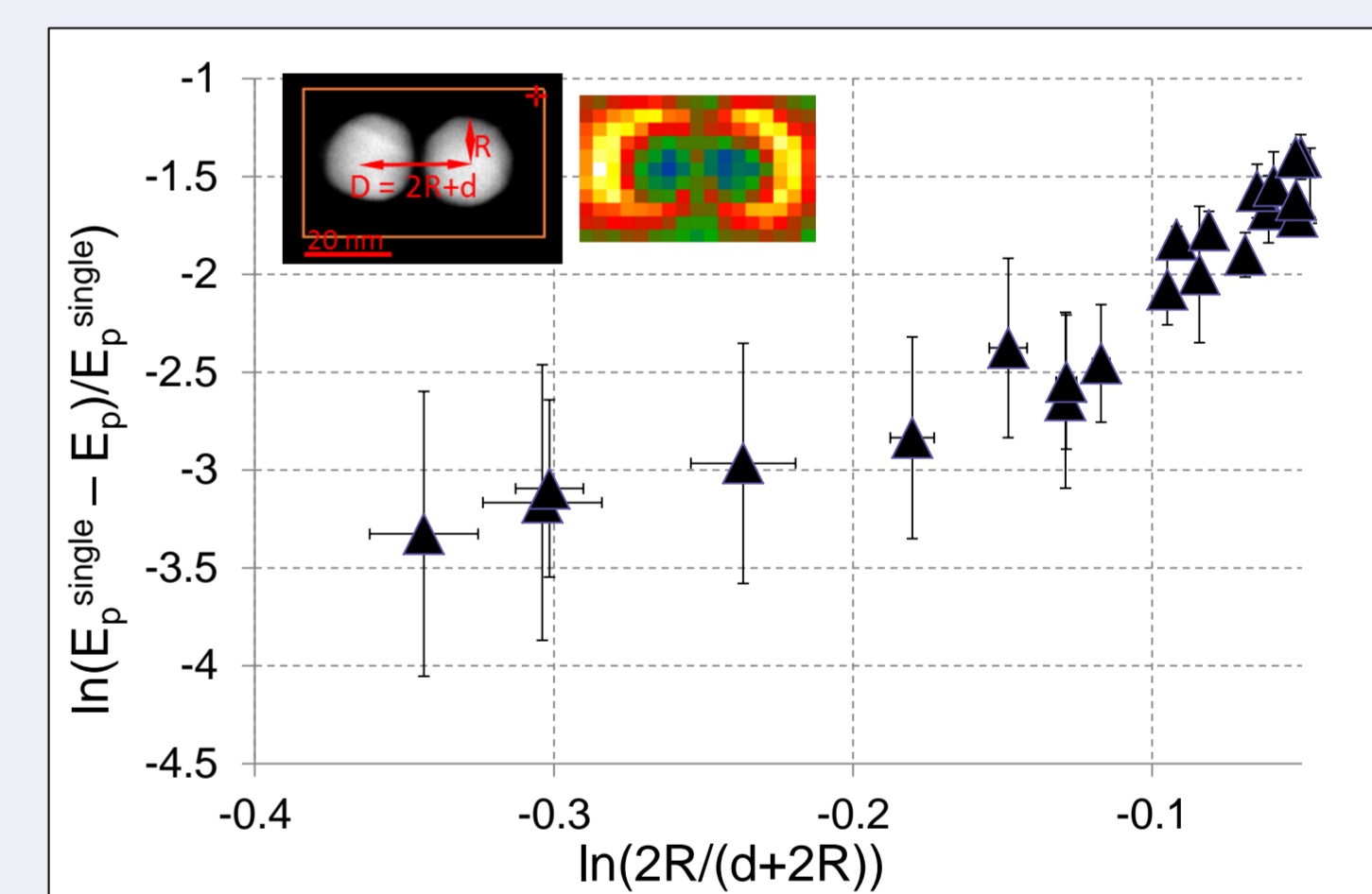
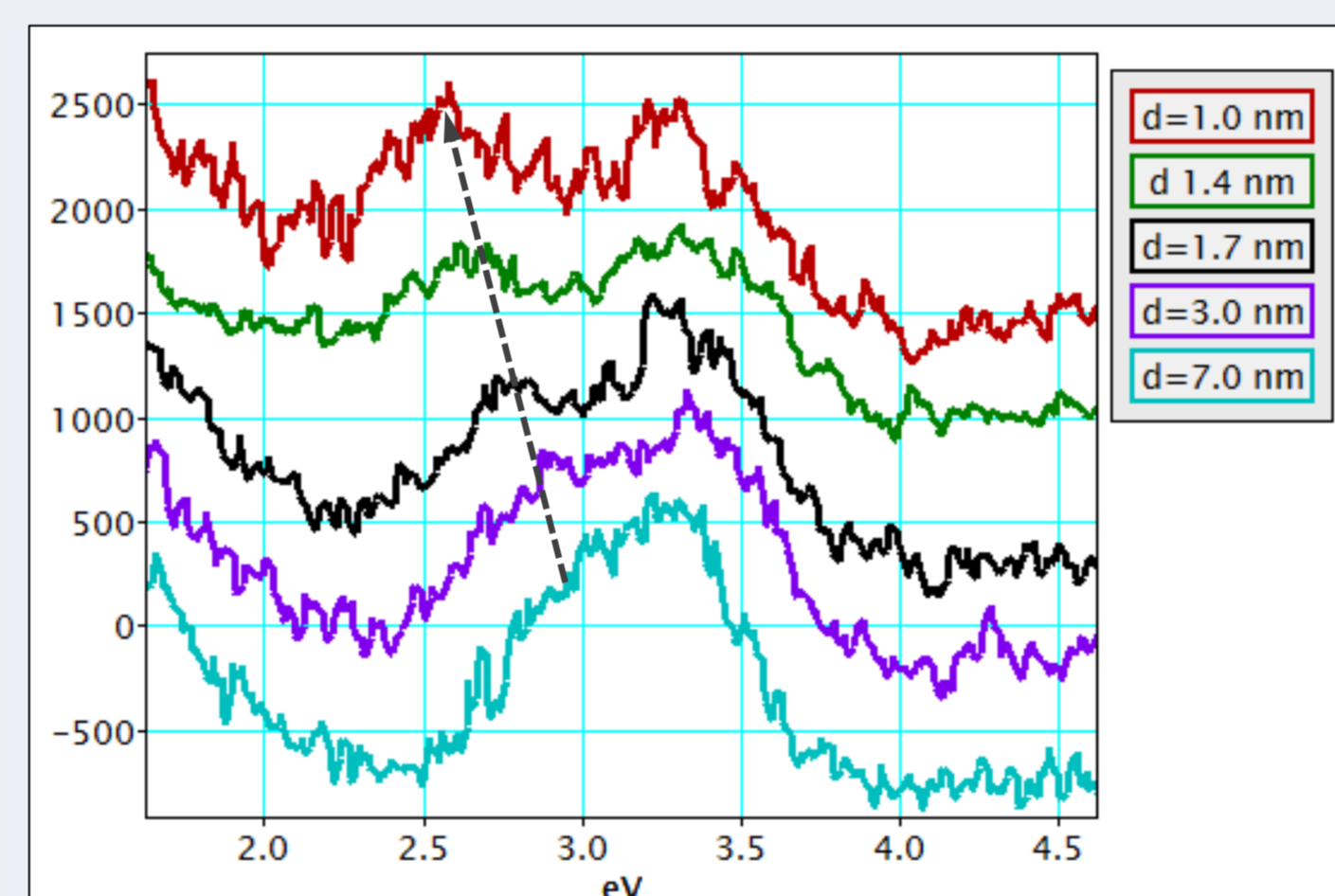
## Acknowledgements

The A P Møller and Chastine Mc-Kinney Møller Foundation are gratefully acknowledged for their contribution towards the establishment of the Centre for Electron Nanoscopy in the Technical University of Denmark.

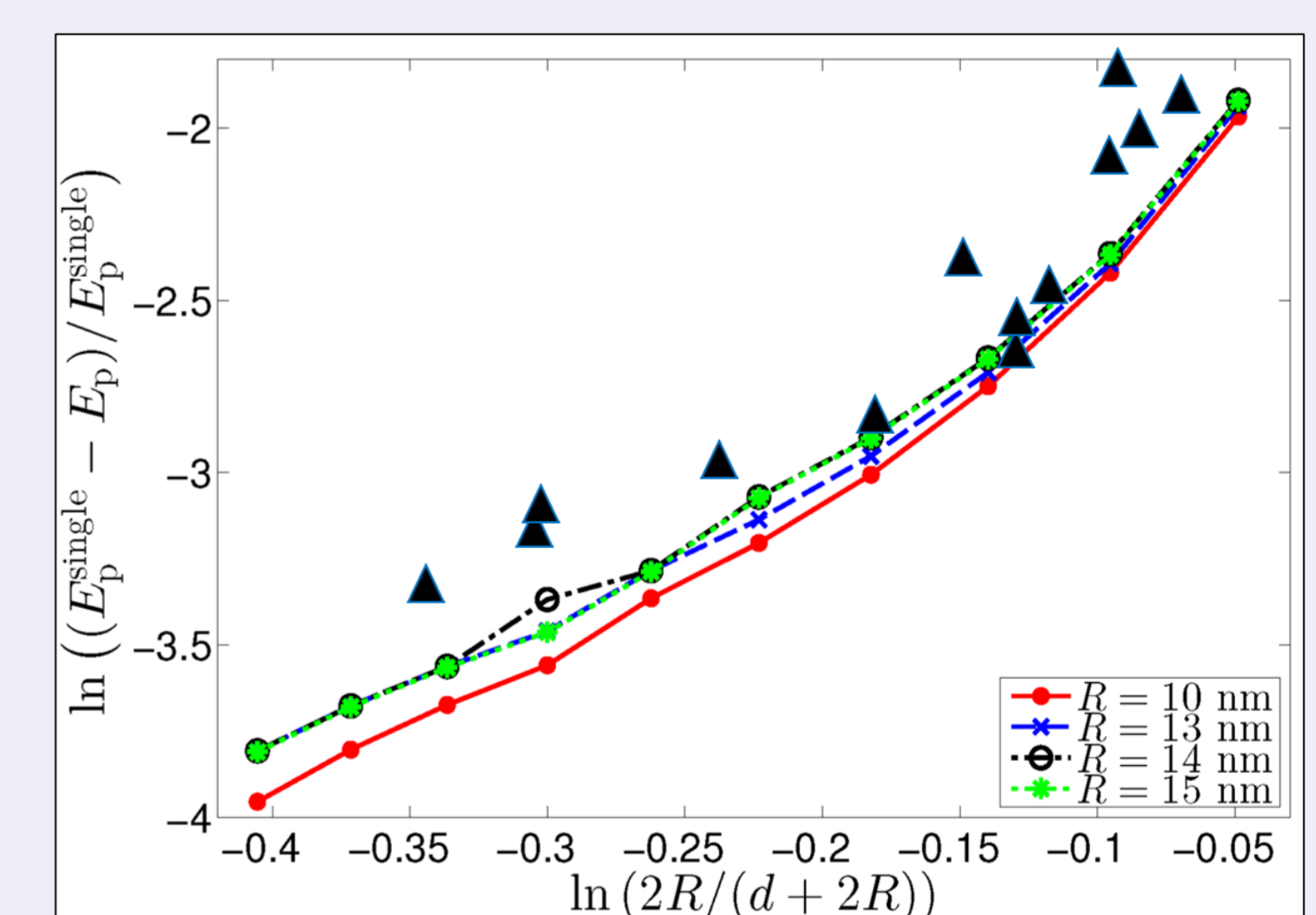
## Plasmon resonance's dependence on gap size in silver dimers

As the separation distance between two nanoparticles decreases, the coupling between them strengthens and in the regime where quantum and non-local effects can be ignored, results in a redshift in the dipolar plasmon resonance. Understanding the scaling of the dipolar plasmon resonance with interparticle distance is relevant for various plasmonic structures, as discussed in the context of plasmonic rulers [4].

- Redshift of the dipolar plasmon with gap size in EELS from silver spheres of diameters 20 – 25 nm.
- The dipolar plasmon redshift ratio  $(E_p^{\text{single}} - E_p)/E_p^{\text{single}}$  of silver dimers of 20 – 30 nm diameter, as a function of the diameter to the centre to centre distance ratio  $(2R/(d+2R))$  ( $E_p^{\text{single}}$  is plasmon energy of a single particle of the same dimensions).



- EELS measurements are compared with simulations of optically excited dipolar plasmons of silver dimers, using a multiple scattering formalism based on the Lippmann-Schwinger equation and the electromagnetic Green's tensor [2].
- A linear fit for the logarithmic plot of the measurements can be considered (giving a scaling to the power 6.6 of plasmon energy with gap size) but the plots indicate a stronger redshift in dipolar plasmon energy for smaller gaps (below ~ 2 nm surface to surface gap here).



## Conclusions

- High energy-resolution EELS is a powerful technique for probing the plasmonic properties of nanostructures with a high spatial resolution.
- The scaling of the dipolar plasmon resonance in silver dimers was investigated with EELS and computations. Experimental measurements are in good agreement with electromagnetic calculations for gaps down to ~1 nm.

## References

- [1] K. Kneipp, W. Yang, H. Kneipp, L. T. Perelman, I. Itzkan, R. R. Dasari and M. S. Feld, Phys. Rev. Lett. 78, 1667 (1997)
- [2] J. R. de Lasson, P. T. Kristensen and J. Mørk, J. Opt. Soc. Am. B (2013) (<http://arxiv.org/abs/1305.5263>)
- [3] P. Nordlander, C. Oubre, E. Prodan, K. Li and M. I. Stockman, Nano Lett. 4, 899 (2004)
- [4] P. K. Jain, W. Huang and M. A. El-Sayed, Nano Lett. 7, 2080 (2007)