



Rectangular Full Packed Format for Cholesky's Algorithm: Factorization, Solution and Inversion are already in LAPACK

Gustavson, Fred G.; Wasniewski, Jerzy; Dongarra, Jack J.; Langou, Julie

Publication date:
2009

Document Version
Publisher's PDF, also known as Version of record

[Link back to DTU Orbit](#)

Citation (APA):
Gustavson, F. G., Wasniewski, J., Dongarra, J. J., & Langou, J. (2009). *Rectangular Full Packed Format for Cholesky's Algorithm: Factorization, Solution and Inversion are already in LAPACK*. Technical University of Denmark, DTU Informatics, Building 321.

General rights

Copyright and moral rights for the publications made accessible in the public portal are retained by the authors and/or other copyright owners and it is a condition of accessing publications that users recognise and abide by the legal requirements associated with these rights.

- Users may download and print one copy of any publication from the public portal for the purpose of private study or research.
- You may not further distribute the material or use it for any profit-making activity or commercial gain
- You may freely distribute the URL identifying the publication in the public portal

If you believe that this document breaches copyright please contact us providing details, and we will remove access to the work immediately and investigate your claim.

Rectangular Full Packed Format for Cholesky's Algorithm: Factorization, Solution and Inversion are already in LAPACK

Fred G. Gustavson

IBM T.J. Watson Research Center

and

Jerzy Waśniewski

Technical University of Denmark

and

Jack J. Dongarra

University of Tennessee, Oak Ridge National Laboratory and University of Manchester

and

Julien Langou

University of Colorado Denver

RFPF routines are included in LAPACK 3.2: www.netlib.org/lapack/lapack-3.2.html

We describe a new data format for storing triangular, symmetric, and Hermitian matrices called RFPF (Rectangular Full Packed Format). The standard two dimensional arrays of Fortran and C (also known as full format) that are used to represent triangular and symmetric matrices waste nearly half of the storage space but provide high performance via the use of Level 3 BLAS. Standard packed format arrays fully utilize storage (array space) but provide low performance as there is no Level 3 packed BLAS. We combine the good features of packed and full storage using RFPF to obtain high performance via using Level 3 BLAS as RFPF is a standard full format representation. Also, RFPF requires exactly the same minimal storage as packed format. Each LAPACK full and/or packed triangular, symmetric, and Hermitian routine becomes a single new RFPF routine based on eight possible data layouts of RFPF. This new RFPF routine usually consists of two calls to the corresponding LAPACK full format routine and two calls to Level 3 BLAS routines. This means *no* new software is required. As examples, we present LAPACK routines for Cholesky factorization, Cholesky solution and Cholesky inverse computation in RFPF to illustrate this new work and to describe its performance on several commonly used computer platforms. Performance of LAPACK full routines using RFPF versus LAPACK full routines using standard format for both serial and SMP parallel processing is about the same while using half the storage. Performance gains are roughly one to a factor of 43 for serial and one to a factor of 97 for SMP parallel times faster using vendor LAPACK full routines with RFPF than with using vendor and/or reference packed routines.

Authors' addresses: F.G. Gustavson, IBM T.J. Watson Research Center, Yorktown Heights, NY-10598, USA, email: fg2@us.ibm.com; J. Waśniewski, Department of Informatics and Mathematical Modelling, Technical University of Denmark, Richard Petersens Plads, Building 321, DK-2800 Kongens Lyngby, Denmark, email: jw@imm.dtu.dk; J.J. Dongarra, Electrical Engineering and Computer Science Department, University of Tennessee, 1122 Volunteer Blvd, Knoxville, TN 37996-3450, USA, email: dongarra@eecs.utk.edu; Julien Langou, Department of Mathematical and Statistical Sciences, University of Colorado Denver, 1250, 14th Street – Room 646, Denver, Colorado 80202, USA, email: julien.langou@ucdenver.edu.

Categories and Subject Descriptors: G.1.3 [**Numerical Analysis**]: Numerical Linear Algebra – Linear Systems (symmetric and Hermitian); G.4 [**Mathematics of Computing**]: Mathematical Software

General Terms: Algorithms, BLAS, Performance, Linear Algebra Libraries

Additional Key Words and Phrases: real symmetric matrices, complex Hermitian matrices, positive definite matrices, Cholesky factorization and solution, recursive algorithms, novel packed matrix data structures, LAPACK, Rectangular Full Packed Format

1. INTRODUCTION

A very important class of linear algebra problems deals with a coefficient matrix A that is symmetric and positive definite [Dongarra et al. 1998; Demmel 1997; Golub and Van Loan 1996; Trefethen and Bau 1997]. Because of symmetry it is only necessary to store either the upper or lower triangular part of the matrix A .

Fig. 1. The **full** format array layout of an order N symmetric matrix required by LAPACK. LAPACK requires $LDA \geq N$. Here we set $LDA=N=7$.

Lower triangular case	Upper triangular case
$\begin{pmatrix} 1 & & & & & & \\ 2 & 9 & & & & & \\ 3 & 10 & 17 & & & & \\ 4 & 11 & 18 & 25 & & & \\ 5 & 12 & 19 & 26 & 33 & & \\ 6 & 13 & 20 & 27 & 34 & 41 & \\ 7 & 14 & 21 & 28 & 35 & 42 & 49 \end{pmatrix}$	$\begin{pmatrix} 1 & 8 & 15 & 22 & 29 & 36 & 43 \\ & 9 & 16 & 23 & 30 & 37 & 44 \\ & & 17 & 24 & 31 & 38 & 45 \\ & & & 25 & 32 & 39 & 46 \\ & & & & 33 & 40 & 47 \\ & & & & & 41 & 48 \\ & & & & & & 49 \end{pmatrix}$

Fig. 2. The **packed** format array layout of an order 7 symmetric matrix required by LAPACK.

Lower triangular case	Upper triangular case
$\begin{pmatrix} 1 & & & & & & \\ 2 & 8 & & & & & \\ 3 & 9 & 14 & & & & \\ 4 & 10 & 15 & 19 & & & \\ 5 & 11 & 16 & 20 & 23 & & \\ 6 & 12 & 17 & 21 & 24 & 26 & \\ 7 & 13 & 18 & 22 & 25 & 27 & 28 \end{pmatrix}$	$\begin{pmatrix} 1 & 2 & 4 & 7 & 11 & 16 & 22 \\ & 3 & 5 & 8 & 12 & 17 & 23 \\ & & 6 & 9 & 13 & 18 & 24 \\ & & & 10 & 14 & 19 & 25 \\ & & & & 15 & 20 & 26 \\ & & & & & 21 & 27 \\ & & & & & & 28 \end{pmatrix}$

1.1 LAPACK full and packed storage formats

The LAPACK library [Anderson et al. 1999] offers two different kinds of subroutines to solve the same problem: POTRF¹ and PPTRF both factorize symmetric, positive definite matrices by means of the Cholesky algorithm. A major difference in these two routines is the way they access the array holding the triangular matrix (see Figures 1 and 2).

In the POTRF case, the matrix is stored in one of the lower left or upper right triangles of a full square matrix ([Anderson et al. 1999, pages 139 and 140] and [IBM 1997, page 64])², the other triangle is wasted (see Figure 1). Because of the uniform storage scheme, blocked LAPACK and Level 3 BLAS subroutines [Dongarra et al. 1990b; Dongarra et al. 1990a] can be employed, resulting in a fast solution.

In the PPTRF case, the matrix is stored in *packed* storage ([Anderson et al. 1999, pages 140 and 141], [Agarwal et al. 1994] and [IBM 1997, pages 74 and 75]), which means that the columns of the lower or upper triangle are stored consecutively in a one dimensional array (see Figure 2). Now the triangular matrix occupies the strictly necessary storage space but the nonuniform storage scheme means that use of full storage BLAS is impossible and only the Level 2 BLAS packed subroutines [Lawson et al. 1979; Dongarra et al. 1988] can be employed, resulting in a slow solution.

To summarize: LAPACK offers a choice between high performance and wasting half of the memory space (POTRF) versus low performance with optimal memory space (PPTRF).

1.2 Packed Minimal Storage Data Formats related to RFPF

Recently many new data formats for matrices have been introduced for improving the performance of Dense Linear Algebra (DLA) algorithms. The survey article [Elmroth et al. 2004] gives an excellent overview.

Recursive Packed Format (RPF) [Andersen et al. 2001; Andersen et al. 2002]: A new compact way to store a triangular, symmetric or Hermitian matrix called Recursive Packed Format is described in [Andersen et al. 2001] as are novel ways to transform RPF to and from standard packed format. New algorithms, called Recursive Packed Cholesky (RPC) [Andersen et al. 2001; Andersen et al. 2002] that operate on the RPF format are presented. RPF format operates almost entirely by calling Level 3 BLAS GEMM [Dongarra et al. 1990b; Dongarra et al. 1990a] but requires variants of algorithms TRSM and SYRK [Dongarra et al. 1990b; Dongarra et al. 1990a] that are designed to work on RPF. The authors call these algorithms RPTRSM and RPSYRK [Andersen et al. 2001] and find that they do most of their FLOPS by calling GEMM [Dongarra et al. 1990b; Dongarra et al. 1990a]. It follows that almost all of execution time of the RPC algorithm is done in calls to GEMM. There are three advantages of this storage scheme compared to traditional packed

¹Four names SPOTRF, DPOTRF, CPOTRF and ZPOTRF are used in LAPACK for real symmetric and complex Hermitian matrices [Anderson et al. 1999], where the first character indicates the precision and arithmetic versions: S – single precision, D – double precision, C – complex and Z – double complex. LAPACK95 uses one name LA_POTRF for all versions [Barker et al. 2001]. In this paper, POTRF and/or PPTRF express, any precision, any arithmetic and any language version of the PO and/or PP matrix factorization algorithms.

²In Fortran column major, in C row major.

and full storage. First, the RPF storage format uses the minimum amount of storage required for symmetric, triangular, or Hermitian matrices. Second, the RPC algorithm is a Level 3 implementation of Cholesky factorization. Finally, RPF requires no block size tuning parameter. A disadvantage of the RPC algorithm was that it had a high recursive calling overhead. The paper [Gustavson and Jonsson 2000] removed this overhead and added other novel features to the RPC algorithm.

Square Block Packed Format (SBPF) [Gustavson 2003]: SBPF is described in Section 4 of [Gustavson 2003]. A strong point of SBPF is that it requires minimum block storage and all its blocks are contiguous and of equal size. If one uses SBPF with kernel routines then data copying is mostly eliminated during Cholesky factorization.

Block Packed Hybrid Format (BPHF) [Andersen et al. 2005; Gustavson et al. 2007]: We consider an efficient implementation of the Cholesky solution of symmetric positive-definite full linear systems of equations using packed storage. We take the same starting point as that of LINPACK [Dongarra et al. 1979] and LAPACK [Anderson et al. 1999], with the upper (or lower) triangular part of the matrix being stored by columns. Following LINPACK [Dongarra et al. 1979] and LAPACK [Anderson et al. 1999], we overwrite the given matrix by its Cholesky factor. The paper [Andersen et al. 2005] uses the BPHF where blocks of the matrix are held contiguously. The paper compares BPHF versus conventional full format storage, packed format and the RPF for the algorithms. BPHF is a variant of SBPF in which the diagonal blocks are stored in packed format and so its storage requirement is equal to that of packed storage.

We mention that for packed matrices SBPF and BPHF have become the format of choice for multicore processors when one stores the blocks in register block format [Gustavson et al. 2007]. Recently, there have been many papers published on new algorithms for multicore processors. This literature is extensive. So, we only mention two projects, PLASMA [Buttari et al. 2007] and FLAME [Chan et al. 2007], and refer the interested reader to the literature for additional references.

In regard to other references on new data structures, the survey article [Elmroth et al. 2004] gives an excellent overview. However, since 2005 at least two new data formats for Cholesky type factorizations have emerged, [Herrero 2006] and the subject matter of this paper, RFPF [Gustavson and Waśniewski 2007]. In the next subsection we highlight the main features of RFPF.

1.3 A novel way of representing triangular, symmetric, and Hermitian matrices in LAPACK

LAPACK has two types of subroutines for triangular, symmetric, and Hermitian matrices called packed and full format routines. LAPACK has about 300 these kind of subroutines. So, in either format, a variety of problems can be solved by these LAPACK subroutines. From a user point of view, RFPF can replace both these LAPACK data formats. Furthermore, and this is important, using RFPF does not require any new LAPACK subroutines to be written. Using RFPF in LAPACK only requires the use of already existing LAPACK and BLAS routines. RFPF strongly relies on the existence of the BLAS and LAPACK routines for full storage format.

1.4 Overview of the Paper

First we introduce the RFPF in general, see Section 2. Secondly we show how to use RFPF on symmetric and Hermitian positive definite matrices; e.g., for the factorization (Section 3), solution (Section 4), and inversion (Section 5) of these matrices. Section 6 describes LAPACK subroutines for the Cholesky factorization, Cholesky solution, and Cholesky inversion of symmetric and Hermitian positive definite matrices using RFPF. Section 7 indicates that the stability results of using RFPF is unaffected by this format choice as RFPF uses existing LAPACK algorithms which are already known to be stable. Section 8 describes a variety of performance results on commonly used platforms both for serial and parallel SMP execution. These results show that performance of LAPACK full routines using RFPF versus LAPACK full routines using standard format for both serial and SMP parallel processing is about the same while using half the storage. Also, performance gains are roughly one to a factor of 43 for serial and one to a factor of 97 for SMP parallel times faster using vendor LAPACK full routines with RFPF than with using vendor and/or reference packed routines. Section 9 explains how some new RFPF routines have been integrated in LAPACK. LAPACK software for Cholesky algorithm (factorization, solution and inversion) using RFPF has been released with LAPACK-3.2 on November 2008. Section 10 gives a short summary and brief conclusions.

2. DESCRIPTION OF RECTANGULAR FULL PACKED FORMAT

We describe Rectangular Full Packed Format (RFPF). It transforms a standard Packed Array AP of size $NT = N(N + 1)/2$ to a full 2D array. This means that performance of LAPACK's [Anderson et al. 1999] packed format routines becomes equal to or better than their full array counterparts. RFPF is a variant of Hybrid Full Packed (HFP) format [Gunnels and Gustavson 2004]. RFPF is a rearrangement of a Standard full format rectangular Array SA of size $LDA * N$ where $LDA \geq N$. Array SA holds a triangular part of a symmetric, triangular, or Hermitian matrix A of order N . The rearrangement of array SA is equal to compact full format Rectangular Array AR of size $LDA1 * N1 = NT$ and hence array AR like array AP uses minimal storage. (The specific values of LDA1 and N1 can vary depending on various cases and they will be specified later during the text.) Array AR will hold a full rectangular matrix A_R obtained from a triangle of matrix A . Note also that the transpose of the rectangular matrix A_R^T resides in the transpose of array AR and hence also represents A . Therefore, Level 3 BLAS [Dongarra et al. 1990b; Dongarra et al. 1990a] can be used on array AR or its transpose. In fact, with the equivalent LAPACK algorithm which uses the array AR or its transpose, the performance is slightly better than standard LAPACK algorithm which uses the array SA or its transpose. Therefore, this offers the possibility to replace all packed or full LAPACK routines with equivalent LAPACK routines that work on array AR or its transpose. For examples of transformations of a matrix A to a matrix A_R see the figures in Section 6.

RFPF is closely related to HFP format, see [Gunnels and Gustavson 2004], which represents A as the concatenation of two standard full arrays whose total size is also NT . A basic simple idea leads to both formats. Let A be an order N symmetric

matrix. Break A into a block 2-by-2 form

$$A = \begin{bmatrix} A_{11} & A_{21}^T \\ A_{21} & A_{22} \end{bmatrix} \text{ or } A = \begin{bmatrix} A_{11} & A_{12} \\ A_{12}^T & A_{22} \end{bmatrix} \quad (1)$$

where A_{11} and A_{22} are symmetric. Clearly, we need only store the lower triangles of A_{11} and A_{22} as well as the full matrix $A_{21} = A_{12}^T$ when we are interested in a lower triangular formulation.

When $N = 2k$ is even, the lower triangle of A_{11} and the upper triangle of A_{22}^T can be concatenated together along their main diagonals into a $(k+1)$ -by- k dense matrix (see the figures where N is even in Section 6). This last operation is the crux of the basic simple idea. The off-diagonal block A_{21} is k -by- k , and so it can be appended below the $(k+1)$ -by- k dense matrix. Thus, the lower triangle of A can be stored as a single $(N+1)$ -by- k dense matrix A_R . In effect, each block matrix A_{11} , A_{21} and A_{22} is now stored in ‘full format’. This means all entries of matrix A_R in array `AR` of size `LDA1 = N + 1` by `N1 = k` can be accessed with constant row and column strides. So, the full power of LAPACK’s block Level 3 codes are now available for RFPF which uses the minimum amount of storage. Finally, matrix A_R^T which has size k -by- $(N+1)$ is represented in the transpose of array `AR` and hence has the same desirable properties. There are eight representations of RFPF. The matrix A can have either odd or even order N , or it can be represented either in standard lower or upper format or it can be represented by either matrix A_R or its transpose A_R^T giving $2^3 = 8$ representations in all.

All eight cases or representations are presented in Section 6. The RFPF matrices are in the upper right part of the figures. We have introduced colors and horizontal lines to try to visually delineate triangles T_1, T_2 representing lower, upper triangles of symmetric matrices A_{11}, A_{22}^T respectively and square or near square S_1 representing matrices A_{21} . For an upper triangle of A , T_1, T_2 represents lower, upper triangles of symmetric matrices A_{11}^T, A_{22} respectively and square or near square S_1 representing matrices A_{12} . For both lower and upper triangles of A we have, after each $a_{i,j}$, added its position location in the arrays holding matrices A and A_R .

We now consider performance aspects of using RFPF in the context of using LAPACK routines on triangular matrices stored in RFPF. Let X be a Level 3 LAPACK routine that operates either on full format. X has a full Level 3 LAPACK block 2-by-2 algorithm, call it FX . We write a simple related partition algorithm (SRPA) with partition sizes $n1$ and $n2$ where $n1 + n2 = N$. Apply the new SRPA using the new RFPF. The new SRPA almost always has four major steps consisting entirely of calls to existing full format LAPACK routines in two steps and calls to Level 3 BLAS in the remaining two steps, see Figure 3.

Fig. 3. Simple related partition algorithm (SRPA) of RFPF

call X('L',n1,T1,ldt) ! step 1	call L3BLAS(n1,n2,S,lds,'U',T2,ldt) ! step 3
call L3BLAS(n1,n2,'L',T1,ldt,S,lds) ! step 2	call X('U',n2,T2,ldt) ! step 4

Section 6 shows FX algorithms equal to factorization, solution and inversion algorithms on symmetric positive definite or Hermitian matrices.

3. CHOLESKY FACTORIZATION USING RECTANGULAR FULL PACKED FORMAT

The Cholesky factorization of a symmetric and positive definite matrix A can be expressed as

$$\begin{aligned} A &= LL^T \text{ or } A = U^T U \text{ (in the symmetric case)} \\ A &= LL^H \text{ or } A = U^H U \text{ (in the Hermitian case)} \end{aligned} \quad (2)$$

where L and U are lower triangular and upper triangular matrices.

Break the matrices L and U into 2-by-2 block form in the same way as was done for the matrix A in Equation (1):

$$L = \begin{bmatrix} L_{11} & 0 \\ L_{21} & L_{22} \end{bmatrix} \text{ and } U = \begin{bmatrix} U_{11} & U_{12} \\ 0 & U_{22} \end{bmatrix} \quad (3)$$

We now have

$$LL^T = \begin{bmatrix} L_{11} & 0 \\ L_{21} & L_{22} \end{bmatrix} \begin{matrix} \text{the symmetric case:} \\ \begin{bmatrix} L_{11}^T & L_{21}^T \\ 0 & L_{22}^T \end{bmatrix} \end{matrix} \text{ and } U^T U = \begin{bmatrix} U_{11}^T & 0 \\ U_{12}^T & U_{22}^T \end{bmatrix} \begin{bmatrix} U_{11} & U_{12} \\ 0 & U_{22} \end{bmatrix} \quad (4)$$

$$LL^H = \begin{bmatrix} L_{11} & 0 \\ L_{21} & L_{22} \end{bmatrix} \begin{matrix} \text{and the Hermitian case:} \\ \begin{bmatrix} L_{11}^H & L_{21}^H \\ 0 & L_{22}^H \end{bmatrix} \end{matrix} \text{ and } U^H U = \begin{bmatrix} U_{11}^H & 0 \\ U_{12}^H & U_{22}^H \end{bmatrix} \begin{bmatrix} U_{11} & U_{12} \\ 0 & U_{22} \end{bmatrix}$$

where L_{11} , L_{22} , U_{11} , and U_{22} are lower and upper triangular submatrices, and L_{21} and U_{12} are square or almost square submatrices.

Using Equations (2) and equating the blocks of Equations (1) and Equations (4) gives us the basis of a 2-by-2 block algorithm for Cholesky factorization using RFPF. We can now express each of these four block equalities by calls to existing LAPACK and Level 3 BLAS routines. An example, see Section 6, of this is the three block equations is $L_{11}L_{11}^T = A_{11}$, $L_{21}L_{11}^T = A_{21}$ and $L_{21}L_{21}^T + L_{22}L_{22} = A_{22}$. The first and second of these block equations are handled by calling LAPACK's POTRF routine $L_{11} \leftarrow A_{11}$ and by calling Level 3 BLAS TRSM via $L_{21} \leftarrow L_{21}L_{11}^{-T}$. In both these block equations the Fortran equality of replacement (\leftarrow) is being used so that the lower triangle of A_{11} is being replaced L_{11} and the nearly square matrix A_{21} is being replaced by L_{21} . The third block equation breaks into two parts: $A_{22} \leftarrow L_{21}L_{21}^T$ and $L_{22} \leftarrow A_{22}$ which are handled by calling Level 3 BLAS SYRK or HERK and by calling LAPACK's POTRF routine. At this point we can use the flexibility of the LAPACK library. In RFPF A_{22} is in upper format (upper triangle) while in standard format A_{22} is in lower format (lower triangle). Due to symmetry, both formats of A_{22} contain equal values. This flexibility allows LAPACK to accommodate both formats. Hence, in the calls to SYRK or HERK and POTRF we set uplo = 'U' even though the rectangular matrix of SYRK and HERK comes from a lower triangular formulation.

New LAPACK like routine PFTRF performs these four computations. PF was chosen to fit with LAPACK's use of PO and PP. The PFTRF routine covers the Cholesky Factorization algorithm for the eight cases of the RFPF. Section 6 has Figure 4 with four subfigures. Here we are interested in the first and second subfigure. The first subfigure contains the layouts of matrices A and A_R . The second

subfigure has the Cholesky factorization algorithm obtained by simple algebraic manipulations of the three block equalities obtained above.

4. SOLUTION

In Section 3 we obtained the 2-by-2 Cholesky factorization (3) of matrix A . Now, we can solve the equation $AX = B$:

- If A has lower triangular format then

$$\begin{aligned} LY = B \text{ and } L^T X = Y \text{ (in the symmetric case)} \\ LY = B \text{ and } L^H X = Y \text{ (in the Hermitian case)} \end{aligned} \quad (5)$$

- If A has an upper triangular format then

$$\begin{aligned} U^T Y = B \text{ and } UX = Y \text{ (in the symmetric case)} \\ U^H Y = B \text{ and } UX = Y \text{ (in the Hermitian case)} \end{aligned} \quad (6)$$

B , X and Y are either vectors or rectangular matrices. B contains the RHS values. X and Y contain the solution values. B , X and Y are vectors when there is one RHS and matrices when there are many RHS. The values of X and Y are stored over the values of B .

Expanding (5) and (6) using (3) gives the forward substitution equations

$$\begin{aligned} & \text{in the symmetric case:} \\ & \begin{bmatrix} L_{11} & 0 \\ L_{21} & L_{22} \end{bmatrix} \begin{bmatrix} Y_1 \\ Y_2 \end{bmatrix} = \begin{bmatrix} B_1 \\ B_2 \end{bmatrix} \text{ and } \begin{bmatrix} U_{11}^T & 0 \\ U_{12}^T & U_{22}^T \end{bmatrix} \begin{bmatrix} Y_1 \\ Y_2 \end{bmatrix} = \begin{bmatrix} B_1 \\ B_2 \end{bmatrix}, \end{aligned} \quad (7)$$

$$\begin{aligned} & \text{and in the Hermitian case:} \\ & \begin{bmatrix} L_{11} & 0 \\ L_{21} & L_{22} \end{bmatrix} \begin{bmatrix} Y_1 \\ Y_2 \end{bmatrix} = \begin{bmatrix} B_1 \\ B_2 \end{bmatrix} \text{ and } \begin{bmatrix} U_{11}^H & 0 \\ U_{12}^H & U_{22}^H \end{bmatrix} \begin{bmatrix} Y_1 \\ Y_2 \end{bmatrix} = \begin{bmatrix} B_1 \\ B_2 \end{bmatrix} \end{aligned}$$

and the back substitution equations

$$\begin{aligned} & \text{in the symmetric case:} \\ & \begin{bmatrix} L_{11}^T & L_{21}^T \\ 0 & L_{22}^T \end{bmatrix} \begin{bmatrix} X_1 \\ X_2 \end{bmatrix} = \begin{bmatrix} Y_1 \\ Y_2 \end{bmatrix} \text{ and } \begin{bmatrix} U_{11} & U_{12} \\ 0 & U_{22} \end{bmatrix} \begin{bmatrix} X_1 \\ X_2 \end{bmatrix} = \begin{bmatrix} Y_1 \\ Y_2 \end{bmatrix}. \end{aligned} \quad (8)$$

$$\begin{aligned} & \text{and in the Hermitian case:} \\ & \begin{bmatrix} L_{11}^H & L_{21}^H \\ 0 & L_{22}^H \end{bmatrix} \begin{bmatrix} X_1 \\ X_2 \end{bmatrix} = \begin{bmatrix} Y_1 \\ Y_2 \end{bmatrix} \text{ and } \begin{bmatrix} U_{11} & U_{12} \\ 0 & U_{22} \end{bmatrix} \begin{bmatrix} X_1 \\ X_2 \end{bmatrix} = \begin{bmatrix} Y_1 \\ Y_2 \end{bmatrix}. \end{aligned}$$

The Equations (7) and (8) gives the basis of a 2×2 block algorithm for Cholesky solution using RFPF format. We can now express these two sets of two block equalities by using existing Level 3 BLAS routines. An example, see Section 6, of the first set of these two block equalities is $L_{11}Y_1 = B_1$ and $L_{21}Y_1 + L_{22}Y_2 = B_2$. The first block equality is handled by Level 3 BLAS TRSM: $Y_1 \leftarrow L_{11}^{-1}B_1$. The second block equality is handled by Level 3 BLAS GEMM and TRSM: $B_2 \leftarrow B_2 - L_{21}Y_1$ and $Y_2 \leftarrow L_{22}^{-1}Y_2$. The backsolution routines are similarly derived. One gets $X_2 \leftarrow L_{22}^{-T}Y_2$, $Y_1 \leftarrow Y_1 - L_{21}^T X_2$ and $X_1 \leftarrow L_{11}^{-T}Y_1$.

New LAPACK like routine PFTRS performs these two solution computations for the eight cases of RFPF. PFTRS calls a new Level 3 BLAS TFMS in the same way that POTRS calls TRSM. The third subfigure in Section 6 gives the Cholesky

solution algorithm using RFPF obtained by simple algebraic manipulation of the block Equations (7) and (8).

5. INVERSION

Following LAPACK we consider the following three stage procedure:

- (1) Factorize the matrix A and overwrite A with either L or U by calling PFTRF; see Section 3.
- (2) Compute the inverse of either L or U . Call these matrices W or V and overwrite either L or U with them. This is done by calling new routine new LAPACK like TFTRI.
- (3) Calculate either the product $W^T W$ or $V V^T$ and overwrite either W or V with them.

As in Sections 3 and 4 we examine 2-by-2 block algorithms for the steps two and three above. In Section 3 we obtain either matrices L or U in RFPF. Like LAPACK inversion algorithms for POTRI and PPTRI, this is our starting point for our LAPACK inversion algorithm using RFPF. The LAPACK inversion algorithms for POTRI and PPTRI also follow from steps two and three above by first calling in the full case LAPACK TRTRI and then calling LAPACK LAUUM.

Take the inverse of Equation (2) and obtain

$$\begin{aligned} A^{-1} &= W^T W \text{ or } A^{-1} = V V^T \text{ (in the symmetric case)} \\ A^{-1} &= W^H W \text{ or } A^{-1} = V V^H \text{ (in the Hermitian case)} \end{aligned} \quad (9)$$

where W and V are lower and upper triangular matrices.

Using the 2-by-2 blocking for either L or U in Equation (3) we obtain the following 2-by-2 blocking for W and V :

$$W = \begin{bmatrix} W_{11} & 0 \\ W_{21} & W_{22} \end{bmatrix} \text{ and } V = \begin{bmatrix} V_{11} & V_{12} \\ 0 & V_{22} \end{bmatrix} \quad (10)$$

From the identities $WL = LW = I$ and $VU = UV = I$ and the 2-by-2 block layouts of Equations (3) and (3), we obtain three block equations for W and V which can be solved using LAPACK routines for TRTRI and Level 3 BLAS TRMM. An example, see Figure 4, of these three block equations is $L_{11}W_{11} = I$, $L_{21}W_{11} + L_{22}W_{21} = 0$ and $L_{22}W_{22} = I$. The first and third of these block equations are handled by LAPACK TRTRI routines as $W_{11} \leftarrow L_{11}^{-1}$ and $V_{22} \leftarrow U_{22}^{-1}$. In the second inverse computation we use the fact that L_{22} is equally represented by its transpose L_{22}^T which is U_{22} in RFPF. The second block equation leads to two calls to Level 3 BLAS TRMM via $L_{21} \leftarrow -L_{21}W_{11}$ and $W_{21} = W_{22}L_{21}$. In the last two block equations the Fortran equality of replacement (\leftarrow) is being used so that $W_{21} = -W_{22}L_{21}W_{11}$ is replacing L_{21} .

Now we turn to part three of the three stage LAPACK procedure above. For this we use the 2-by-2 blocks layouts of Equation (10) and the matrix multiplications

indicated by following block Equations (11) giving

$$W^T W = \begin{bmatrix} W_{11}^T & W_{21}^T \\ 0 & W_{22}^T \end{bmatrix} \begin{bmatrix} W_{11} & 0 \\ W_{21} & W_{22} \end{bmatrix} \quad \text{the symmetric case:} \quad \text{and} \quad V V^T = \begin{bmatrix} V_{11} & V_{12} \\ 0 & V_{22} \end{bmatrix} \begin{bmatrix} V_{11}^T & 0 \\ V_{12}^T & V_{22}^T \end{bmatrix} \quad (11)$$

$$W^H W = \begin{bmatrix} W_{11}^H & W_{21}^H \\ 0 & W_{22}^H \end{bmatrix} \begin{bmatrix} W_{11} & 0 \\ W_{21} & W_{22} \end{bmatrix} \quad \text{and the Hermitian case:} \quad \text{and} \quad V V^H = \begin{bmatrix} V_{11} & V_{12} \\ 0 & V_{22} \end{bmatrix} \begin{bmatrix} V_{11}^H & 0 \\ V_{12}^H & V_{22}^H \end{bmatrix}$$

where W_{11} , W_{22} , V_{11} , and V_{22} are lower and upper triangular submatrices, and W_{21} and V_{12} are square or almost square submatrices. The values of the indicated block multiplications of W or V in Equation (11) are stored over the block values of W or V .

Performing the indicated 2-by-2 block multiplications of Equation (11) leads to three block matrix computations. An example, see Section 6, of these three block computations is $W_{11}^T W_{11} + W_{21}^T W_{21}$, $W_{22}^T W_{21}$ and $W_{22}^T W_{22}$. Additionally, we want to overwrite the values of these block multiplications on their original block operands. Block operand W_{11} only occurs in the (1,1) block operand computation and hence can be overwritten by a call to LAPACK LAUUM, $W_{11} \leftarrow W_{11}^T W_{11}$, followed by a call to Level 3 BLAS SYRK or HERK, $W_{11} \leftarrow W_{11} + W_{21}^T W_{21}$. Block operand W_{21} now only occurs in the (2,1) block computation and hence can be overwritten by a call to Level 3 BLAS TRMM, $W_{21} \leftarrow W_{22}^T W_{21}$. Finally, block operand W_{22} can be overwritten by a call to LAPACK LAUUM, $W_{22} \leftarrow W_{22}^T W_{22}$.

The fourth subfigure in Section 6 has the Cholesky inversion algorithms using RFPF based on the results of this Section. New LAPACK routine, PFTRI, performs this computation for the eight cases of RFPF.

6. RFP DATA FORMATS AND ALGORITHMS

This section contains three figures.

- (1) The first figure describes the RFPF (Rectangular Full Packed Format) and gives algorithms for Cholesky factorization, solution and inversion of symmetric positive definite matrices, where N is odd, `uplo` = 'lower', and `trans` = 'no transpose'. This figure has four subfigures.
 - (a) The first subfigure depicts the lower triangle of a symmetric positive definite matrix A in **standard full** and its representation by the matrix A_R in **RFPF**.
 - (b) The second subfigure gives the RFPF Cholesky factorization algorithm and its calling sequences of the LAPACK and BLAS subroutines, see Section 3.
 - (c) The third subfigure gives the RFPF Cholesky solution algorithm and its calling sequences to the LAPACK and BLAS subroutines, see Section 4.
 - (d) The fourth subfigure in each figure gives the RFPF Cholesky inversion algorithm and its calling sequences to the LAPACK and BLAS subroutines, see Section 5.
- (2) The second figure shows the transformation from full to RFPF of all "no transform" cases.
- (3) The third figure depicts all eight cases in RFPF.

The data format for A has $\text{LDA} = N$. Matrix A_R has $\text{LDAR} = N$ if N is odd and $\text{LDAR} = N + 1$ if N is even and $n1$ columns where $n1 = \lceil N/2 \rceil$. Hence, matrix A_R always has LDAR rows and $n1$ columns. Matrix A_R^T always has $n1$ rows and LDAR columns and its leading dimension is equal to $n1$. Matrix A_R always has $\text{LDAR} \times n1 = NT = N(N + 1)/2$ elements as does matrix A_R^T .

The order N of matrix A in the first figure is seven and six or seven in the remaining two figures.

7. STABILITY OF THE RFPF ALGORITHM

The RFPF Cholesky factorization (Section 3), Cholesky solution (Section 4), and Cholesky inversion (Section 5) algorithms are equivalent to the traditional algorithms in the books [Dongarra et al. 1998; Demmel 1997; Golub and Van Loan 1996; Trefethen and Bau 1997]. The whole theory of the traditional Cholesky factorization, solution, inversion and BLAS algorithms carries over to this three Cholesky and BLAS algorithms described in Sections 3, 4, and 5. The error analysis and stability of these algorithms is very well described in the book of [Higham 1996]. The difference between LAPACK algorithms PO, PP and RFPF³ is how inner products are accumulated. In each case a different order is used. They are all mathematically equivalent, and, stability analysis shows that any summation order is stable.

8. A PERFORMANCE STUDY USING RFP FORMAT

The LAPACK library [Anderson et al. 1999] routines POTRF/PPTRF, POTRI/PPTRI, and POTRS/PPTRS are compared with the RFPF routines PFTRF, PFTRI, and PFTRS for Cholesky factorization (PxTRF), Cholesky inverse (PxTRI) and Cholesky solution (PxTRS) respectively. In the previous sentence, the character 'x' can be 'O' (full format), 'P' (packed format), or 'F' (RFPF). In all cases long real precision arithmetic (also called double precision) is used. Sometimes we also show results for long complex precision (also called complex*16). Results were obtained on several different computers using everywhere the vendor Level 3 and Level 2 BLAS. The sequential performance results were done on the following computers:

- **Sun Fire E25K (newton):** 72 UltraSPARC IV+ dual-core CPUs (1800 MHz/2 MB shared L2-cache, 32 MB shared L3-cache), 416 GB memory (120 CPUs/368 GB). Further information at "<http://www.gbar.dtu.dk/index.php/Hardware>".
- **SGI Altix 3700 (Freke):** 64 CPUs - Intel Itanium2 1.5 GHz/6 MB L3-cache. 256 GB memory. Peak performance: 384 Gflops. Further information at "<http://www.csc.dk/freke/>".
- **Intel Tigerton computer (zoot):** quad-socket quad-core Intel Tigerton 2.4GHz (16 total cores) with 32 GB of memory. We use Intel MKL 10.0.1.014.
- **DMI Itanium:** CPU Intel Itanium2: 1.3 GHz, cache: 3 MB on-chip L3 cache.
- **DMI NEC SX-6 computer:** 8 CPU's, per CPU peak: 8 Gflops, per node peak: 64 Gflops, vector register length: 256.

³full, packed and rectangular full packed.

Fig. 4. **The Cholesky factorization algorithm using the Rectangular Full Packed Format (RFPF) if N is odd, uplo = 'lower', and trans = 'no transpose'.**

A of LAPACK full data format LDA=N = 7, memory needed LDA × N = 49	A_R of Rectangular full packed LDAR=N = 7, memory needed LDAR × n1 = 28
$\begin{pmatrix} a_{1,1} & & & & & & \\ & \diamond & & & & & \\ a_{2,12} & & & & & & \\ & & \diamond & & & & \\ a_{3,13} & a_{3,210} & a_{3,317} & & & & \\ & & & \diamond & & & \\ a_{4,14} & a_{4,211} & a_{4,318} & a_{4,425} & & & \\ & & & & \diamond & & \\ a_{5,15} & a_{5,212} & a_{5,319} & a_{5,426} & a_{5,533} & & \\ & & & & & \diamond & \\ a_{6,16} & a_{6,213} & a_{6,320} & a_{6,427} & a_{6,534} & a_{6,641} & \\ & & & & & & \diamond \\ a_{7,17} & a_{7,214} & a_{7,321} & a_{7,428} & a_{7,535} & a_{7,642} & a_{7,749} \end{pmatrix}$	$\begin{pmatrix} a_{1,11} & \boxed{a_{5,58}} & \boxed{a_{6,515}} & \boxed{a_{7,522}} \\ a_{2,12} & a_{2,29} & \boxed{a_{6,616}} & \boxed{a_{7,623}} \\ a_{3,13} & a_{3,210} & a_{3,317} & \boxed{a_{7,724}} \\ \hline a_{4,14} & a_{4,211} & a_{4,318} & a_{4,425} \\ \hline a_{5,15} & a_{5,212} & a_{5,319} & a_{5,426} \\ a_{6,16} & a_{6,213} & a_{6,320} & a_{6,427} \\ a_{7,17} & a_{7,214} & a_{7,321} & a_{7,428} \end{pmatrix}$
Matrix A	Matrix A_R

Cholesky Factorization Algorithm ($n1 = \lceil N/2 \rceil, n2 = N - n1$) :

- | | |
|--|--|
| <ol style="list-style-type: none"> 1) factor $L_{11}L_{11}^T = A_{11}$;
call POTRF('L', n1, AR, N, & info); 2) solve $L_{21}L_{11}^T = A_{21}$;
call TRSM('R', 'L', 'T', 'N', n2, & n1, one, AR, N, AR(n1 + 1, 1), N); | <ol style="list-style-type: none"> 3) update $A_{22} := A_{22} - L_{21}L_{21}^T$;
call SYRK/HERK('U', 'N', n2, n1, & -one, AR(n1 + 1, 1), N, one, AR(1, 2), N); 4) factor $U_{22}^TU_{22} = A_{22}$;
call POTRF('U', n2, AR(1, 2), N, & info); |
|--|--|

Cholesky Solution Algorithm,

where $B(LDB, nr)$ and $LDB \geq N$ (here $LDB = N$) :

$$LY = B$$

$$L^TX = Y$$

- | | |
|--|--|
| <ol style="list-style-type: none"> 1) solve $L_{11}Y_1 = B_1$;
call TRSM('L', 'L', 'N', 'N', n1, & nr, one, AR, N, B, N); 2) Multiply $B_2 = B_2 - L_{21}Y_1$;
call GEMM('N', 'N', n2, nr, n1, -one, & AR(n1 + 1, 1), N, B, N, one, & B(n1 + 1, 1), N); 3) solve $L_{22}Y_2 = B_2$;
call TRSM('L', 'U', 'T', 'N', n2, & nr, one, AR(1, 2), N, B(n1 + 1, 1), N); | <ol style="list-style-type: none"> 1) solve $L_{22}^TX_2 = Y_2$;
call TRSM('L', 'U', 'N', 'N', n2, & nr, one, AR(1, 2), N, B(n1 + 1, 1), N); 2) Multiply $Y_1 = Y_1 - L_{21}^TX_2$;
call GEMM('T', 'N', n1, nr, n2, -one, & AR(n1 + 1, 1), N, B(n1 + 1, 1), & N, one, B, N); 3) solve $L_{22}^TX_1 = Y_1$;
call TRSM('L', 'L', 'T', 'N', n1, & nr, one, AR, N, B, N); |
|--|--|

Cholesky Inversion Algorithm :

Inversion

- 1) invert $W_{11} = L_{11}^{-1}$;
call **TRTRI**('L', 'N', n1, AR, N, info);
- 2) Multiply $L_{21} = -L_{21}W_{11}$;
call **TRMM**('R', 'L', 'N', 'N', n2, & n1, -one, AR, N, AR(n1 + 1, 1), N);
- 3) invert $V_{22} = U_{22}^{-1}$;
call **TRTRI**('U', 'N', n2, AR(1, 2), & N, info);
- 4) invert $V_{22} = U_{22}^{-1}$;
call **TRMM**('L', 'U', 'T', 'N', n2, & n1, one, AR(1, 2), N, AR(n1 + 1, 1), N);

Triangular matrix multiplication

- 1) **Triang. Mult.** $W_{11} = W_{11}^TW_{11}$;
call **LAUUM**('L', n1, AR, N, info);
- 2) **update** $W_{11} = W_{11} + W_{21}^TW_{21}$;
call **SYRK/HERK**('L', 'T', n1, n2, & one, AR(n1 + 1, 1), N, one, AR, N);
- 3) **Multiply** $W_{21} = V_{22}W_{21}$;
call **TRMM**('L', 'U', 'N', 'N', n2, & n1, one, AR(1, 2), N, A(n1 + 1, 1), N);
- 4) **Triang. Mult.** $V_{11} = V_{11}V_{11}^T$;
call **LAUUM**('U', n2, AR(1, 2), N, info);

Fig. 5. Eight two-dimensional arrays for storing the matrices A and A_R that are needed by the LAPACK subroutine POTRF (full format) and PFTRF RFPF respectively. The leading dimension LDA is N for LAPACK, and LDAR for RFPF. $LDAR = N$ for N odd, and $N + 1$ for N even. Here N is 7 or 6. The memory needed is $LDA \times N$ for full format and $LDAR \times n1 = (N + 1)N/2$ for RFPF Here 49 and 36 for full format and 28 and 21 for RFPF. The column size of RFPF is $n1 = \lceil N/2 \rceil$, here 4 and 3.

5.1 The matrices A of order N and A_R of size $LDAR$ by $n1$, here $N = 7$.

5.1.1 Full Format	5.1.2 RFPF
$\left[\begin{array}{cccc ccc} a_{1,1} & \diamond & \diamond & \diamond & \diamond & \diamond & \diamond \\ a_{2,1} & a_{2,2} & \diamond & \diamond & \diamond & \diamond & \diamond \\ a_{3,1} & a_{3,2} & a_{3,3} & \diamond & \diamond & \diamond & \diamond \\ a_{4,1} & a_{4,2} & a_{4,3} & a_{4,4} & \diamond & \diamond & \diamond \\ \hline a_{5,1} & a_{5,2} & a_{5,3} & a_{5,4} & a_{5,5} & \diamond & \diamond \\ a_{6,1} & a_{6,2} & a_{6,3} & a_{6,4} & a_{6,5} & a_{6,6} & \diamond \\ a_{7,1} & a_{7,2} & a_{7,3} & a_{7,4} & a_{7,5} & a_{7,6} & a_{7,7} \end{array} \right],$	$\left[\begin{array}{cccc ccc} a_{1,1} & a_{5,5} & a_{6,5} & a_{7,5} \\ a_{2,1} & a_{2,2} & a_{6,6} & a_{7,6} \\ a_{3,1} & a_{3,2} & a_{3,3} & a_{7,7} \\ \hline a_{4,1} & a_{4,2} & a_{4,3} & a_{4,4} \\ \hline a_{5,1} & a_{5,2} & a_{5,3} & a_{5,4} \\ a_{6,1} & a_{6,2} & a_{6,3} & a_{6,4} \\ a_{7,1} & a_{7,2} & a_{7,3} & a_{7,4} \end{array} \right]$

5.2 The matrices A of order N and A_R of size $LDAR$ by $n1$, here $N = 6$.

5.2.1 Full format	5.2.2 RFPF
$\left[\begin{array}{ccc ccc} a_{1,1} & \diamond & \diamond & \diamond & \diamond & \diamond \\ a_{2,1} & a_{2,2} & \diamond & \diamond & \diamond & \diamond \\ a_{3,1} & a_{3,2} & a_{3,3} & \diamond & \diamond & \diamond \\ \hline a_{4,1} & a_{4,2} & a_{4,3} & a_{4,4} & \diamond & \diamond \\ a_{5,1} & a_{5,2} & a_{5,3} & a_{5,4} & a_{5,5} & \diamond \\ a_{6,1} & a_{6,2} & a_{6,3} & a_{6,4} & a_{6,5} & a_{6,6} \end{array} \right],$	$\left[\begin{array}{ccc ccc} a_{4,4} & a_{5,4} & a_{6,4} \\ a_{1,1} & a_{5,5} & a_{6,5} \\ a_{2,1} & a_{2,2} & a_{6,6} \\ \hline a_{3,1} & a_{3,2} & a_{3,3} \\ \hline a_{4,1} & a_{4,2} & a_{4,3} \\ a_{5,1} & a_{5,2} & a_{5,3} \\ a_{6,1} & a_{6,2} & a_{6,3} \end{array} \right]$

5.3 The matrices A of order N and A_R of size $LDAR$ by $n1$, here $N = 7$.

5.3.1 Full format	5.3.2 RFPF
$\left[\begin{array}{ccc cccc} a_{1,1} & a_{1,2} & a_{1,3} & a_{1,4} & a_{1,5} & a_{1,6} & a_{1,7} \\ \diamond & a_{2,2} & a_{2,3} & a_{2,4} & a_{2,5} & a_{2,6} & a_{2,7} \\ \diamond & \diamond & a_{3,3} & a_{3,4} & a_{3,5} & a_{3,6} & a_{3,7} \\ \hline \diamond & \diamond & \diamond & a_{4,4} & a_{4,5} & a_{4,6} & a_{4,7} \\ \diamond & \diamond & \diamond & \diamond & a_{5,5} & a_{5,6} & a_{5,7} \\ \diamond & \diamond & \diamond & \diamond & \diamond & a_{6,6} & a_{6,7} \\ \diamond & \diamond & \diamond & \diamond & \diamond & \diamond & a_{7,7} \end{array} \right],$	$\left[\begin{array}{cccc ccc} a_{1,4} & a_{1,5} & a_{1,6} & a_{1,7} \\ a_{2,4} & a_{2,5} & a_{2,6} & a_{2,7} \\ a_{3,4} & a_{3,5} & a_{3,6} & a_{3,7} \\ \hline a_{4,4} & a_{4,5} & a_{4,6} & a_{4,7} \\ \hline a_{1,1} & a_{5,5} & a_{5,6} & a_{5,7} \\ a_{1,2} & a_{2,2} & a_{6,6} & a_{6,7} \\ a_{1,3} & a_{2,3} & a_{3,3} & a_{7,7} \end{array} \right]$

5.4 The matrices A of order N and A_R of size $LDAR$ by $n1$, here $N = 6$.

5.4.1 Full format	5.4.2 RFPF
$\left[\begin{array}{ccc ccc} a_{1,1} & a_{1,2} & a_{1,3} & a_{1,4} & a_{1,5} & a_{1,6} \\ \diamond & a_{2,2} & a_{2,3} & a_{2,4} & a_{2,5} & a_{2,6} \\ \diamond & \diamond & a_{3,3} & a_{3,4} & a_{3,5} & a_{3,6} \\ \hline \diamond & \diamond & \diamond & a_{4,4} & a_{4,5} & a_{4,6} \\ \diamond & \diamond & \diamond & \diamond & a_{5,5} & a_{5,6} \\ \diamond & \diamond & \diamond & \diamond & \diamond & a_{6,6} \end{array} \right],$	$\left[\begin{array}{ccc ccc} a_{1,4} & a_{1,5} & a_{1,6} \\ a_{2,4} & a_{2,5} & a_{2,6} \\ a_{3,4} & a_{3,5} & a_{3,6} \\ \hline a_{4,4} & a_{4,5} & a_{4,6} \\ \hline a_{1,1} & a_{5,5} & a_{5,6} \\ a_{1,2} & a_{2,2} & a_{6,6} \\ a_{1,3} & a_{2,3} & a_{3,3} \end{array} \right]$

Fig. 6. Eight two-dimensional arrays for storing the matrices A_R and A_R^T in RFPF. The leading dimension $LDAR$ of A_R is N when N is odd and $N + 1$ when N is even. For the matrix A_R^T it is $n1 = \lceil N/2 \rceil$. The memory needed for both A_R and A_R^T is $(N + 1)/2 \times N$. This amount is **28** for $N = 7$ and **21** for $N = 6$.

6.1 RFPF for the matrices of rank odd, here $N = 7$ and $n1 = 4$

Lower triangular

$$\begin{array}{c}
 LDAR = N \\
 \left[\begin{array}{cccc}
 a_{1,1} & a_{5,5} & a_{6,5} & a_{7,5} \\
 a_{2,1} & a_{2,2} & a_{6,6} & a_{7,6} \\
 a_{3,1} & a_{3,2} & a_{3,3} & a_{7,7} \\
 a_{4,1} & a_{4,2} & a_{4,3} & a_{4,4} \\
 \hline
 a_{5,1} & a_{5,2} & a_{5,3} & a_{5,4} \\
 a_{6,1} & a_{6,2} & a_{6,3} & a_{6,4} \\
 a_{7,1} & a_{7,2} & a_{7,3} & a_{7,4}
 \end{array} \right]
 \end{array}
 \quad
 \begin{array}{c}
 \text{transpose, } lda = n1 \\
 \left[\begin{array}{cccc|cccc}
 a_{1,1} & a_{2,1} & a_{3,1} & a_{4,1} & a_{5,1} & a_{6,1} & a_{7,1} \\
 a_{5,5} & a_{2,2} & a_{3,2} & a_{4,2} & a_{5,2} & a_{6,2} & a_{7,2} \\
 a_{6,5} & a_{6,6} & a_{3,3} & a_{4,3} & a_{5,3} & a_{6,3} & a_{7,3} \\
 a_{7,5} & a_{7,6} & a_{7,7} & a_{4,4} & a_{5,4} & a_{6,4} & a_{7,4}
 \end{array} \right]
 \end{array}$$

Upper triangular

$$\begin{array}{c}
 LDAR = N \\
 \left[\begin{array}{cccc}
 a_{1,4} & a_{1,5} & a_{1,6} & a_{1,7} \\
 a_{2,4} & a_{2,5} & a_{2,6} & a_{2,7} \\
 a_{3,4} & a_{3,5} & a_{3,6} & a_{3,7} \\
 \hline
 a_{4,4} & a_{4,5} & a_{4,6} & a_{4,7} \\
 a_{1,1} & a_{5,5} & a_{5,6} & a_{5,7} \\
 a_{1,2} & a_{2,2} & a_{6,6} & a_{6,7} \\
 a_{1,3} & a_{2,3} & a_{3,3} & a_{7,7}
 \end{array} \right]
 \end{array}
 \quad
 \begin{array}{c}
 \text{transpose, } lda = n1 \\
 \left[\begin{array}{ccc|ccc}
 a_{1,4} & a_{2,4} & a_{3,4} & a_{4,4} & a_{1,1} & a_{1,2} & a_{1,3} \\
 a_{1,5} & a_{2,5} & a_{3,5} & a_{4,5} & a_{5,5} & a_{2,2} & a_{2,3} \\
 a_{1,6} & a_{2,6} & a_{3,6} & a_{4,6} & a_{5,6} & a_{6,6} & a_{3,3} \\
 a_{1,7} & a_{2,7} & a_{3,7} & a_{4,7} & a_{5,7} & a_{6,7} & a_{7,7}
 \end{array} \right]
 \end{array}$$

6.2 RFPF for the matrices of rank even, here $N = 6$ and $n1 = 3$.

Lower triangular

$$\begin{array}{c}
 LDAR = N + 1 \\
 \left[\begin{array}{ccc}
 a_{4,4} & a_{5,4} & a_{6,4,15} \\
 a_{1,1} & a_{5,5} & a_{6,5,16} \\
 a_{2,1} & a_{2,2} & a_{6,6} \\
 a_{3,1} & a_{3,2} & a_{3,3} \\
 \hline
 a_{4,1} & a_{4,2} & a_{4,3} \\
 a_{5,1} & a_{5,2} & a_{5,3} \\
 a_{6,1} & a_{6,2} & a_{6,3}
 \end{array} \right]
 \end{array}
 \quad
 \begin{array}{c}
 \text{transpose, } lda = n1 \\
 \left[\begin{array}{ccc|ccc}
 a_{4,4} & a_{1,1} & a_{2,1} & a_{3,1} & a_{4,1} & a_{5,1} & a_{6,1} \\
 a_{5,4} & a_{5,5} & a_{2,2} & a_{3,2} & a_{4,2} & a_{5,2} & a_{6,2} \\
 a_{6,4} & a_{6,5} & a_{6,6} & a_{3,3} & a_{4,3} & a_{5,3} & a_{6,3}
 \end{array} \right]
 \end{array}$$

Upper triangular

$$\begin{array}{c}
 LDAR = N + 1 \\
 \left[\begin{array}{ccc}
 a_{1,4} & a_{1,5} & a_{1,6} \\
 a_{2,4} & a_{2,5} & a_{2,6} \\
 a_{3,4} & a_{3,5} & a_{3,6} \\
 \hline
 a_{4,4} & a_{4,5,11} & a_{4,6} \\
 a_{1,1} & a_{5,5} & a_{5,6,19} \\
 a_{1,2} & a_{2,2} & a_{6,6} \\
 a_{1,3} & a_{2,3} & a_{3,3}
 \end{array} \right]
 \end{array}
 \quad
 \begin{array}{c}
 \text{transpose, } lda = n1 \\
 \left[\begin{array}{ccc|ccc}
 a_{1,4} & a_{2,4} & a_{3,4} & a_{4,4} & a_{1,1} & a_{1,2} & a_{1,3} \\
 a_{1,5} & a_{2,5} & a_{3,5} & a_{4,5} & a_{5,5} & a_{2,2} & a_{2,3} \\
 a_{1,6} & a_{2,6} & a_{3,6} & a_{4,6} & a_{5,6} & a_{6,6} & a_{3,3}
 \end{array} \right]
 \end{array}$$

The performance results are given in Figures 7 to 15. In Appendix A, we give the table data used in the figures, see Tables 2 to 27. We also give speedup numbers, see Tables 28 to 35.

The figures from 7 to 10 are paired. Figure 7 (double precision) and Figure 8 (double complex precision) present results for the Sun UltraSPARC IV+ computer. Figure 9 (double precision) and Figure 10 (double complex precision) present results for the SGI Altix 3700 computer. Figure 11 (double precision) presents results for the Intel Itanium2 computer. Figure 12 (double precision) presents results for the NEC SX-6 computer. Figure 13 (double precision) presents results for the quad-socket quad-core Intel Tigerton computer using reference LAPACK-3.2.0 (from netlib.org). Figure 14 (double precision) presents results for the quad-socket quad-core Intel Tigerton computer using vendor LAPACK library (MKL-10.0.1.14).

Figure 15 shows the SMP parallelism of these subroutines on the IBM Power4 (clock rate: 1300 MHz; two CPUs per chip; L1 cache: 128 KB (64 KB per CPU) instruction, 64 KB 2-way (32 KB per CPU) data; L2 cache: 1.5 MB 8-way shared between the two CPUs; L3 cache: 32 MB 8-way shared (off-chip); TLB: 1024 entries) and SUN UltraSPARC-IV (clock rate: 1350 MHz; L1 cache: 64 kB 4-way data, 32 kB 4-way instruction, and 2 kB Write, 2 kB Prefetch; L2 cache: 8 MB; TLB: 1040 entries) computers respectively. They compare SMP times of PFTRF, vendor POTRF and reference PPTRF.

The RFPF packed results greatly outperform the packed and more often than not are better than the full results. Note that our timings do *not* include the cost of sorting any LAPACK data formats to RFPF data formats and vice versa. We think that users will input their matrix data using RFPF. Hence, this is our rationale for not including the data transformation times.

For all our experiments, we use vendor Level 3 and Level 2 BLAS. For all our experiments except Figure 13 and Figure 15, we use the provided vendor library for LAPACK and BLAS.

We include comparisons with reference LAPACK for the quad-socket quad-core Intel Tigerton machine in Figure 13. In this case, the vendor LAPACK library packed storage routines significantly outperform the LAPACK reference implementation from netlib. In Figure 14, you find the same experiments on the same machine but, this time, using the vendor library (MKL-10.0.1.014). We think that MKL is using the reference implementation for Inverse Cholesky (packed and full format). For Cholesky factorization, we see that both packed and full format routines (PPTRF and POTRF) are tuned. But even, in this case, our RFPF storage format results are better.

When we compare RFPF with full storage, results are mixed. However, both codes are rarely far apart. Most of the performance ratios are between 0.95 to 1.05 overall. But, note that the RFPF performance is more uniform over its versions (four presented; the other four are for n odd). For LAPACK full (two versions), the performance variation is greater. Moreover, in the case of the inversion on quad-socket quad-core Tigerton (Figure 13 and Figure 14) RFPF clearly outperforms both variants of the full format.

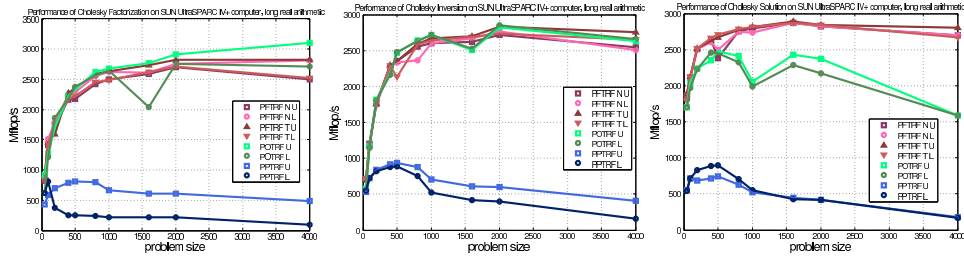


Fig. 7. Performance in Mflop/s of Cholesky Factorization/Inversion/Solution on SUN UltraSPARC IV+ computer, long real arithmetic. This is the same data as presented in Appendix A in Tables 2, 3 and 4. For PxTRF, $nrhs = \max(100, n/10)$.

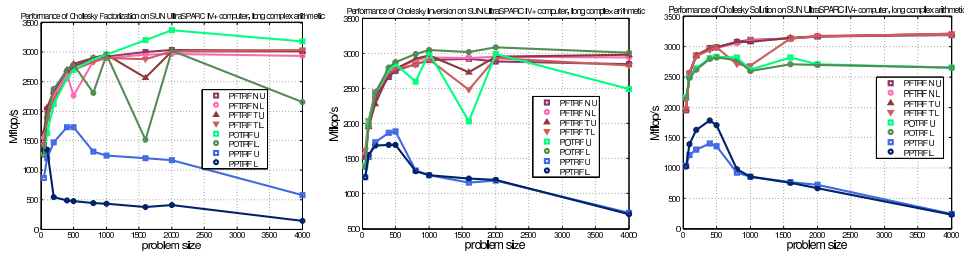


Fig. 8. Performance in Mflop/s of Cholesky Factorization/Inversion/Solution on SUN UltraSPARC IV+ computer, long complex arithmetic. This is the same data as presented in Appendix A in Tables 5, 6 and 7. For PxTRF, $nrhs = \max(100, n/10)$.

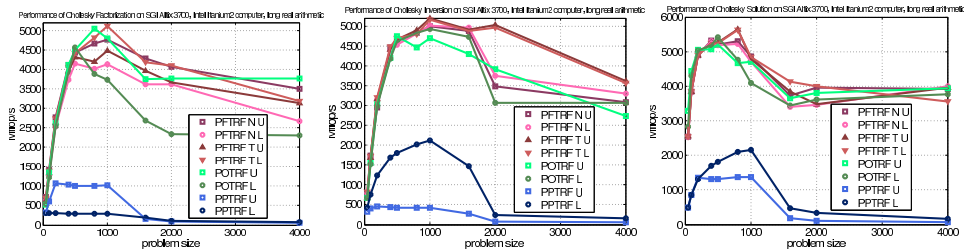


Fig. 9. Performance in Mflop/s of Cholesky Factorization/Inversion/Solution on SGI Altix 3700, Intel Itanium 2 computer, long real arithmetic. This is the same data as presented in Appendix A in Tables 8, 9 and 10. For PxTRF, $nrhs = \max(100, n/10)$.

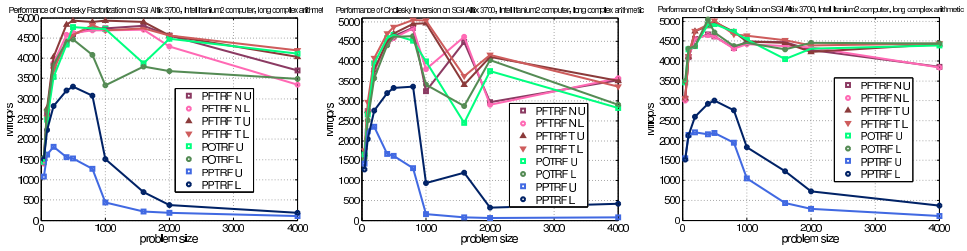


Fig. 10. Performance in Mflop/s of Cholesky Factorization/Inversion/Solution on SGI Altix 3700, Intel Itanium 2 computer, long complex arithmetic. This is the same data as presented in Appendix A in Tables 11, 12 and 13. For PxTRF, $nrhs = \max(100, n/10)$.

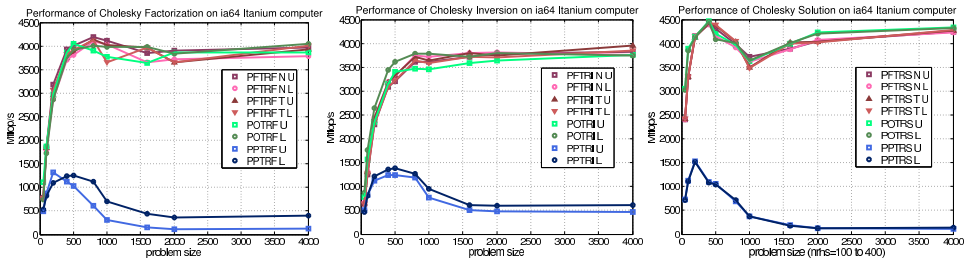


Fig. 11. Performance in Mflop/s of Cholesky Factorization/Inversion/Solution on ia64 Itanium computer, long real arithmetic. This is the same data as presented in Appendix A in Tables 14, 15 and 16. For PxTRF, $nrhs = \max(100, n/10)$.

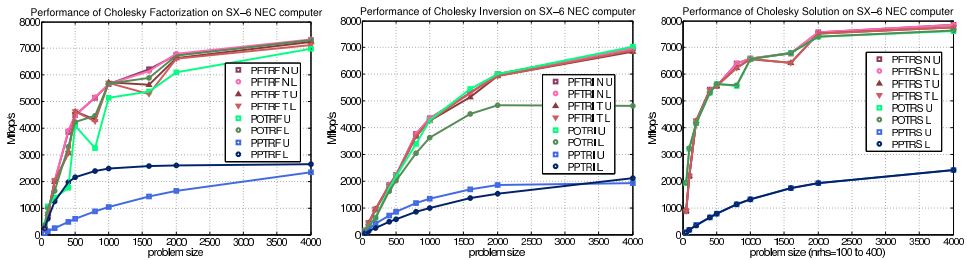


Fig. 12. Performance in Mflop/s of Cholesky Factorization/Inversion/Solution on SX-6 NEC computer, long real arithmetic. This is the same data as presented in Appendix A in Tables 17, 18 and 19. For PxTRF, $nrhs = \max(100, n/10)$.

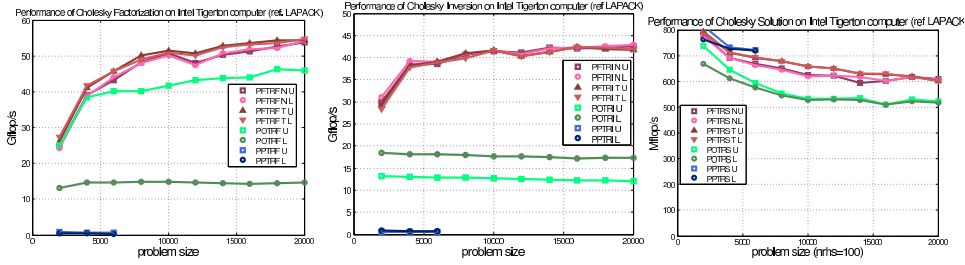


Fig. 13. Performance of Cholesky Factorization/Inversion/Solution on quad-socket quad-core Intel Tigerton computer, long real arithmetic. We use reference LAPACK-3.2.0 (from netlib) and MKL-10.0.1.014 multithreaded BLAS. This is the same data as presented in Appendix A in Tables 20, 21 and 22. For the solution phase, $nrhs$ is fixed to 100 for any n . Due to time limitation, the experiment was stopped for the packed storage format inversion at $n = 4000$.

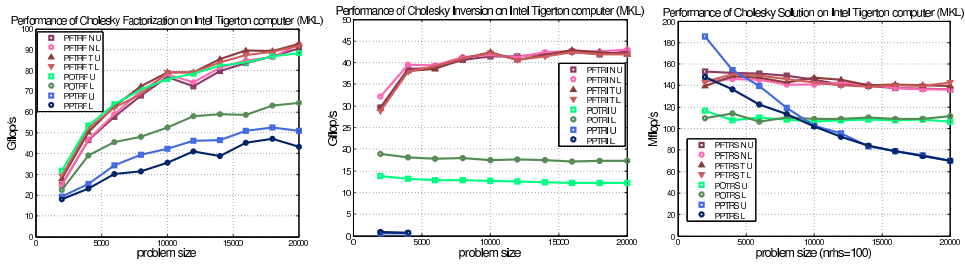


Fig. 14. Performance of Cholesky Factorization/Inversion/Solution on quad-socket quad-core Intel Tigerton computer, long real arithmetic. We use MKL-10.0.1.014 multithreaded LAPACK and BLAS. This is the same data as presented in Appendix A in Tables 23, 24 and 25. For the solution phase, $nrhs$ is fixed to 100 for any n . Due to time limitation, the experiment was stopped for the packed storage format inversion at $n = 4000$.

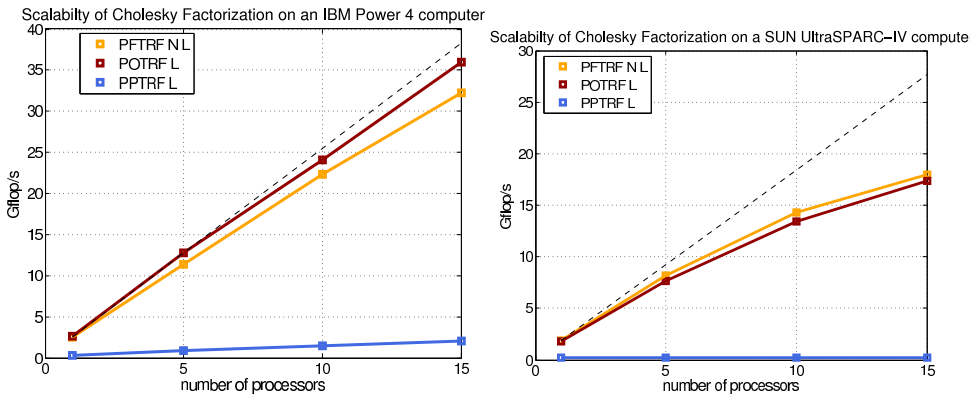


Fig. 15. Performance in Gflop/s of Cholesky Factorization on IBM Power 4 (left) and SUN UltraSPARC-IV (right) computer, long real arithmetic, with a different number of Processors, testing the SMP Parallelism. The implementation of PPTRF of sunperf does not show any SMP parallelism. UPLO = 'L'. $N = 5,000$ (strong scaling experiment). This is the same data as presented in Appendix A in Tables 26 and 27

functionality	routine names and calling sequence			
Cholesky factorization	CPFTRF	DPFTRF	SPFTRF	ZPFTRF
	(TRANSR,UPLO,N,A,INFO)			
Multiple solve after PFTRF	CPFTRS	DPFTRS	SPFTRS	ZPFTRS
	(TRANSR,UPLO,N,NR,A,B,LDB,INFO)			
Inversion after PFTRF	CPFTRI	DPFTRI	SPFTRI	ZPFTRI
	(TRANSR,UPLO,N,A,INFO)			
Triangular inversion	CTRTRI	DTRTRI	STRTRI	ZTRTRI
	(TRANSR,UPLO,DIAG,N,A,INFO)			
Sym/Herm matrix norm	CLANHF	DLANSF	SLANSF	ZLANHF
	(NORM,TRANSR,UPLO,N,A,WORK)			
Triangular solve	CTFSM	DTFSM	STFSM	ZTFSM
	(TRANSR,SIDE,UPLO,TRANS,DIAG,M,N,ALPHA,A,B,LDB)			
Sym/Herm rank- k update	CHFRK	DSFRK	SSFRK	ZHFRK
	(TRANSR,UPLO,TRANS,N,K,ALPHA,A,LDA,BETA,C)			
Conv. from TP to TF	CTPTTF	DTPTTF	STPTTF	ZTPTTF
	(TRANSR,UPLO,N,AP,ARF,INFO)			
Conv. from TR to TF	CTRPTF	DTRPTF	STRPTF	ZTRPTF
	(TRANSR,UPLO,N,A,LDA,ARF,INFO)			
Conv. from TF to TP	CTFTTP	DTFTTP	STFTTP	ZFTTTP
	(TRANSR,UPLO,N,ARF,AP,INFO)			
Conv. from TF to TR	CTFTTR	DTFTTR	STFTTR	ZFTTTR
	(TRANSR,UPLO,N,ARF,A,LDA,INFO)			

Table 1. LAPACK 3.2 RFPF routines.

9. INTEGRATION IN LAPACK

As mentioned in the introduction, as of release 3.2 (November 2008), LAPACK supports a preliminary version of RFPF. Ultimately, the goal would be for RFPF to support as many functionalities as full format or standard packed format does. The 44 routines included in release 3.2 for RFPF are given in Table 1. The names for the RFPF routines follow the naming nomenclature used by LAPACK. We have added the format description letters: PF for Symmetric/Hermitian Positive Definite RFPF (PO for full, PP for packed), SF for Symmetric RFPF (SY for full, SP for packed), HF for Hermitian RFPF (HE for full, HP for packed), and TF for Triangular RFPF (TR for full, TP for packed).

Currently, for the complex case, we assume that the transpose complex-conjugate part is stored whenever the transpose part is stored in the real case. This corresponds to the theory developed in this present manuscript. In the future, we will want to have the flexibility to store the transpose part (as opposed to transpose complex conjugate) whenever the transpose part is stored in the real case. In particular, this feature will be useful for complex symmetric matrices.

10. SUMMARY AND CONCLUSIONS

This paper describes RFPF as a standard minimal full format for representing both symmetric and triangular matrices. Hence, from a user point of view, these matrix layouts are a replacement for both the standard formats of DLA, namely full and packed storage. These new layouts possess three good features: they are efficient, they are supported by Level 3 BLAS and LAPACK full format routines, and they require minimal storage.

11. ACKNOWLEDGMENTS

The results in this paper were obtained on seven computers, an IBM, a SGI, two SUNs, Itanium, NEC, and Intel Tigerton computers. The IBM machine belongs to the Center for Scientific Computing at Aarhus, the SUN machines to the Danish Technical University, the Itanium and NEC machines to the Danish Meteorological Institute, and the Intel Tigerton machine to the Innovative Computing Laboratory at the University of Tennessee.

We would like to thank Bernd Dammann for consulting on the SUN systems; Niels Carl W. Hansen for consulting on the IBM and SGI systems; and Bjarne Stig Andersen for obtaining the results on the Itanium and NEC computers. We thank IBMers John Gunnels who worked earlier on the HFPPF format and JP Fasano who was instrumental in getting the source code released by the IBM Open Source Committee. We thank Allan Backer for discussions about an older version of this manuscript.

REFERENCES

- AGARWAL, R. C., GUSTAVSON, F. G., AND ZUBAIR, M. 1994. Exploiting functional parallelism on power2 to design high-performance numerical algorithms. *IBM Journal of Research and Development* 38, 5 (September), 563–576.
- ANDERSEN, B. S., GUNNELS, J. A., GUSTAVSON, F., AND WAŚNIEWSKI, J. 2002. A Recursive Formulation of the Inversion of symmetric positive definite Matrices in Packed Storage Data Format. In J. FAGERHOLM, J. HAATAJA, J. JÄRVINEN, M. LYLY, AND P. R. V. SAVOLAINEN Eds., *Proceedings of the 6th International Conference, PARA 2002, Applied Parallel Computing*, Number 2367 in Lecture Notes in Computer Science (Espoo, Finland, June 2002), pp. 287–296. Springer.
- ANDERSEN, B. S., GUSTAVSON, F. G., REID, J. K., AND WAŚNIEWSKI, J. 2005. A Fully Portable High Performance Minimal Storage Hybrid Format Cholesky Algorithm. *ACM Transactions on Mathematical Software* 31, 201–227.
- ANDERSEN, B. S., GUSTAVSON, F. G., AND WAŚNIEWSKI, J. 2001. A Recursive Formulation of Cholesky Factorization of a Matrix in Packed Storage. *ACM Transactions on Mathematical Software* 27, 2 (Jun), 214–244.
- ANDERSON, E., BAI, Z., BISCHOF, C., BLACKFORD, L. S., DEMMEL, J., DONGARRA, J. J., DU CROZ, J., GREENBAUM, A., HAMMARLING, S., MCKENNEY, A., AND SORENSEN, D. 1999. *LAPACK Users' Guide* (Third ed.). Society for Industrial and Applied Mathematics, Philadelphia, PA.
- BARKER, V. A., BLACKFORD, L. S., DONGARRA, J. J., CROZ, J. D., HAMMARLING, S., MARIANOVA, M., WAŚNIEWSKI, J., AND YALAMOV, P. 2001. *LAPACK95 Users' Guide* (first ed.). Society for Industrial and Applied Mathematics, Philadelphia, PA.
- BUTTARI, A., LANGOU, J., KURZAK, J., AND DONGARRA, J. 2007. A class of parallel tiled linear algebra algorithms for multi-core architectures. Tech rep. ut-cs-07-0600, Department of Electrical Engineering and Computer Science of the University of Tennessee.
- CHAN, E., QUINTANA-ORTÍ, E., QUINTANA-ORTÍ, G., AND VAN DE GEIJN, R. 2007. Supermatrix out-of-order scheduling of matrix operations for smp and multi-core architectures. In *SPAA 07, Proceedings of the 19th ACM Symposium on Parallelism in Algorithms and Architecture* (2007), pp. 116–125.
- DEMMEL, J. W. 1997. *Applied Numerical Linear Algebra*. SIAM, Philadelphia.
- DONGARRA, J. J., BUNCH, J. R., MOLER, C. B., AND STEWART, G. W. 1979. *Linpac Users' Guide*. Society for Industrial and Applied Mathematics, Philadelphia, PA, USA.
- DONGARRA, J. J., DU CROZ, J., DUFF, I. S., AND HAMMARLING, S. 1990a. Algorithm 679: A set of Level 3 Basic Linear Algebra Subprograms. *ACM Trans. Math. Soft.* 16, 1 (March), 18–28.

- DONGARRA, J. J., DU CROZ, J., DUFF, I. S., AND HAMMARLING, S. 1990b. A Set of Level 3 Basic Linear Algebra Subprograms. *ACM Trans. Math. Soft.* 16, 1 (March), 1–17.
- DONGARRA, J. J., DU CROZ, J., HAMMARLING, S., AND HANSON, R. J. 1988. An Extended Set of Fortran Basic Linear Algebra Subroutines. *ACM Trans. Math. Soft.* 14, 1 (March), 1–17.
- DONGARRA, J. J., DUFF, I. S., SORENSEN, D. C., AND VAN DER VORST, H. A. 1998. *Numerical Linear Algebra for High Performance Computers*. SIAM, Society for Industrial and Applied Mathematics, Philadelphia.
- ELMROTH, E., GUSTAVSON, F. G., KAGSTROM, B., AND JONSSON, I. 2004. Recursive Blocked Algorithms and Hybrid Data Structures for Dense Matrix Library Software. *SIAM Review* 46, 1 (March), 3–45.
- GOLUB, G. AND VAN LOAN, C. F. 1996. *Matrix Computations* (Third ed.). Johns Hopkins University Press, Baltimore, MD.
- GUNNELS, J. A. AND GUSTAVSON, F. G. 2004. A new array format for symmetric and triangular matrices. In J. W. J.J. DONGARRA, K. MADSEN Ed., *Applied Parallel Computing, State of the Art in Scientific Computing, PARA 2004*, Volume LNCS 3732 (Springer-Verlag, Berlin Heidelberg, 2004), pp. 247–255. Springer.
- GUSTAVSON, F. G. 2003. High Performance Linear Algebra Algorithms using New Generalized Data Structures for Matrices. *IBM Journal of Research and Development* 47, 1 (January), 823–849.
- GUSTAVSON, F. G., GUNNELS, J., AND SEXTON, J. 2007. Minimal Data Copy for Dense Linear Algebra Factorization. In *Applied Parallel Computing, State of the Art in Scientific Computing, PARA 2006*, Volume LNCS 4699 (Springer-Verlag, Berlin Heidelberg, 2007), pp. 540–549. Springer.
- GUSTAVSON, F. G. AND JONSSON, I. 2000. Minimal storage high performance cholesky via blocking and recursion. *IBM Journal of Research and Development* 44, 6 (Nov), 823–849.
- GUSTAVSON, F. G., REID, J. K., AND WAŚNIEWSKI, J. 2007. Algorithm 865: Fortran 95 Subroutines for Cholesky Factorization in Blocked Hybrid Format. *ACM Transactions on Mathematical Software* 33, 1 (March), 5.
- GUSTAVSON, F. G. AND WAŚNIEWSKI, J. 2007. Rectangular full packed format for LAPACK algorithms timings on several computers. In *Applied Parallel Computing, State of the Art in Scientific Computing, PARA 2006*, Volume LNCS 4699 (Springer-Verlag, Berlin Heidelberg, 2007), pp. 570–579. Springer.
- HERRERO, J. R. 2006. *A Framework for Efficient Execution of Matrix Computations*. Ph. D. thesis, Universitat Politècnica de Catalunya.
- HIGHAM, N. J. 1996. *Accuracy and Stability of Numerical Algorithms*. SIAM.
- IBM. 1997. *Engineering and Scientific Subroutine Library for AIX* (Version 3, Volume 1 ed.). IBM. Pub. number SA22–7272–0.
- LAWSON, C. L., HANSON, R. J., KINCAID, D., AND KROGH, F. T. 1979. Basic Linear Algebra Subprograms for Fortran Usage. *ACM Trans. Math. Soft.* 5, 308–323.
- TREFETHEN, L. N. AND BAU, D. 1997. *Numerical Linear Algebra*. SIAM, Philadelphia.

APPENDIX

A. PERFORMANCE RESULTS

n	RFPF				LAPACK			
	NO TRANS		TRANS		POTRF		PPTRF	
	U	L	U	L	U	L	U	L
50	827	898	915	834	924	622	435	622
100	1420	1517	1464	1434	1264	1218	592	811
200	1734	1795	1590	1746	1707	1858	703	378
400	2165	2242	2275	2177	2234	2182	791	257
500	2175	2292	2358	2221	2337	2378	809	251
800	2426	2550	2585	2455	2618	2567	795	240
1000	2498	2617	2636	2485	2677	2650	668	217
1600	2590	2609	2739	2626	2764	2044	614	217
2000	2703	2758	2829	2711	2912	2753	606	216
4000	2502	2810	2822	2517	3100	2708	485	91

Table 2. Performance in Mflop/s of Cholesky Factorization on SUN UltraSPARC IV+ dual-core CPUs computer, long real arithmetic

n	RFPF				LAPACK			
	NO TRANS		TRANS		POTRF		PPTRF	
	U	L	U	L	U	L	U	L
50	716	699	698	714	581	549	535	554
100	1199	1185	1183	1197	1163	1148	719	721
200	1768	1742	1756	1774	1821	1806	840	822
400	2277	2262	2293	2289	2179	2159	919	881
500	2354	2334	2357	2130	2468	2479	931	891
800	2551	2361	2593	2584	2636	2629	880	755
1000	2599	2600	2668	2639	2717	2717	708	520
1600	2621	2665	2702	2693	2507	2529	610	419
2000	2717	2767	2831	2740	2818	2854	599	401
4000	2542	2506	2757	2652	2635	2661	412	158

Table 3. Performance in Mflop/s of Cholesky Inversion on SUN UltraSPARC IV+ dual-core CPUs computer, long real arithmetic

r h s	n	RFPF				LAPACK			
		NO TRANS		TRANS		POTRS		PPTRS	
		U	L	U	L	U	L	U	L
100	50	1829	1877	1883	1792	1698	1705	549	545
100	100	2118	2117	2121	2123	2042	1968	713	711
100	200	2505	2511	2515	2515	2242	2231	689	828
100	400	2638	2598	2626	2664	2356	2456	715	888
100	500	2386	2499	2669	2706	2479	2451	743	895
100	800	2759	2746	2776	2781	2410	2326	626	704
100	1000	2795	2739	2811	2817	2052	1987	525	554
160	1600	2870	2873	2886	2875	2431	2289	447	429
200	2000	2825	2825	2845	2838	2371	2167	416	416
400	4000	2701	2700	2808	2667	1589	1588	175	168

Table 4. Performance in Mflop/s of Cholesky Solution on SUN UltraSPARC IV+ computer, long real arithmetic

n	RFPF				LAPACK			
	NO TRANS		TRANS		POTRF		PPTRF	
	U	L	U	L	U	L	U	L
50	1423	1552	1633	1423	1301	1259	872	1333
100	2032	1986	2067	1854	1624	1905	1199	1353
200	2329	2277	2337	2198	2117	2374	1465	542
400	2646	2624	2698	2561	2556	2684	1725	482
500	2760	2264	2801	2699	2695	2793	1731	476
800	2890	2851	2897	2839	2874	2310	1315	441
1000	2929	2899	2954	2900	2958	2958	1244	435
1600	3002	2962	2563	2874	3204	1519	1202	379
2000	3031	2971	3016	3011	3372	3021	1173	411
4000	3022	2930	3011	3036	3185	2148	572	139

Table 5. Performance in Mflop/s of Cholesky Factorization on SUN UltraSPARC IV+ computer, long complex arithmetic.

n	RFPF				LAPACK			
	NO TRANS		TRANS		POTRF		PPTRF	
	U	L	U	L	U	L	U	L
50	1525	1575	1515	1620	1400	1378	1230	1232
100	1968	2001	1948	2042	2012	1959	1525	1548
200	2388	2438	2277	2447	2428	2431	1731	1687
400	2665	2715	2700	2715	2758	2793	1867	1698
500	2748	2779	2777	2773	2840	2870	1885	1697
800	2841	2898	2917	2837	2599	2985	1330	1319
1000	2897	2943	2971	2914	3005	3040	1264	1258
1600	2920	2925	2724	2482	2031	3015	1153	1212
2000	2883	2948	2946	2931	2990	3079	1186	1193
4000	2839	2939	2975	2823	2485	3007	723	706

Table 6. Performance in Mflop/s of Cholesky Inversion on SUN UltraSPARC IV+ computer, long complex arithmetic

r h s	n	RFPF				LAPACK			
		NO TRANS		TRANS		POTRS		PPTRS	
		U	L	U	L	U	L	U	L
100	50	1949	1972	1971	1978	2161	2138	1029	1028
100	100	2552	2550	2562	2562	2501	2484	1212	1393
100	200	2858	2859	2860	2847	2646	2620	1303	1629
100	400	2982	2972	2972	2949	2811	2803	1398	1780
100	500	2991	2983	2987	2994	2835	2821	1364	1700
100	800	3083	3062	3083	2717	2819	2784	921	973
100	1000	3112	3100	3085	2694	2626	2604	853	855
160	1600	3141	3140	3149	3137	2820	2715	762	752
200	2000	3172	3182	3174	3171	2714	2698	718	667
400	4000	3193	3201	3214	3211	2656	2661	240	230

Table 7. Performance in Mflop/s of Cholesky Solution on SUN UltraSPARC IV+ computer, long complex arithmetic

n	RFPF				LAPACK			
	NO TRANS		TRANS		POTRF		PPTRF	
	U	L	U	L	U	L	U	L
50	721	616	642	694	519	537	331	300
100	1419	1280	1337	1386	1347	1216	612	303
200	2764	2526	2637	2732	2621	2526	1072	300
400	4120	3728	3943	4053	4116	3932	1041	292
500	4430	4142	4313	4410	4495	4568	997	291
800	4663	4009	4198	4804	5034	3873	1007	290
1000	4764	4134	4485	5107	4789	3732	1029	289
1600	4278	3612	3956	4178	3740	2680	153	188
2000	4061	3611	3657	4087	3771	2335	85	107
4000	3493	2660	3126	3185	3769	2307	53	81

Table 8. Performance in Mflop/s of Cholesky Factorization on SGI Altix 3700, Intel Itanium2 computer, long real arithmetic

n	RFPF				LAPACK			
	NO TRANS		TRANS		POTRF		PPTRF	
	U	L	U	L	U	L	U	L
50	774	797	665	818	676	675	317	416
100	1731	1669	1681	1723	1561	1528	404	754
200	2945	3140	3169	3195	3034	2975	461	1246
400	4466	4383	4403	4476	4198	4176	439	1686
500	4648	4531	4662	4685	4740	4605	429	1795
800	4827	4815	4891	4799	4463	4833	422	2024
1000	4992	5016	5194	5155	4699	4931	421	2121
1600	4882	4957	4908	4874	4293	4733	267	1474
2000	3482	3749	5031	4967	3916	3072	70	238
4000	3080	3290	3613	3560	2725	3063	59	152

Table 9. Performance in Mflop/s of Cholesky Inversion on SGI Altix 3700, Intel Itanium2 computer, long real arithmetic

r h s	n	RFPF				LAPACK			
		NO TRANS		TRANS		POTRS		PPTRS	
		U	L	U	L	U	L	U	L
100	50	2535	2535	2552	2543	3283	2826	496	488
100	100	3838	3831	3853	3848	4438	4301	860	844
100	200	4898	4894	4894	4892	5045	5029	1357	1307
100	400	5311	5298	5251	5246	5067	5185	1312	1695
100	500	5214	5192	5259	5248	5195	5417	1319	1814
100	800	5300	5222	5645	5634	4666	4773	1369	2095
100	1000	4851	4712	4775	4846	4699	4098	1378	2159
160	1600	3721	3406	3850	4127	3658	3441	180	474
200	2000	3957	3469	3482	3998	3799	3620	97	338
400	4000	3913	3994	3957	3555	3945	3768	68	167

Table 10. Performance in Mflop/s of Cholesky Solution on SGI Altix 3700, Intel Itanium2 computer, long real arithmetic

n	RFPF				LAPACK			
	NO TRANS		TRANS		POTRF		PPTRF	
	U	L	U	L	U	L	U	L
50	1477	1401	1532	1431	1449	1548	1084	1510
100	2651	2713	2765	2537	2492	2712	1628	2234
200	3828	3889	4040	3718	3532	3837	1812	2822
400	4374	4581	4829	4402	4343	4410	1550	3205
500	4592	4621	4933	4570	4776	4463	1521	3294
800	4729	4688	4897	4815	4737	4085	1277	3073
1000	4735	4694	4928	4689	4727	3334	441	1504
1600	4796	4701	4901	4737	3872	3801	223	693
2000	4560	4295	4553	4560	4476	3681	180	368
4000	3705	3341	4039	4200	4108	3487	101	186

Table 11. Performance in Mflop/s of Cholesky Factorization on SGI Altix 3700, Intel Itanium2 computer, long complex arithmetic

n	RFPF				LAPACK			
	NO TRANS		TRANS		POTRF		PPTRF	
	U	L	U	L	U	L	U	L
50	1618	1633	1666	1744	1652	1529	1424	1284
100	2750	2744	2762	2968	2661	2523	2241	2037
200	3766	3780	3787	4085	3951	3582	2359	2764
400	4489	4404	4509	4708	4587	4408	1671	3205
500	4642	4594	4699	4860	4667	4618	1627	3340
800	4854	4826	4949	5044	4522	4634	1315	3366
1000	3246	3804	4958	5019	4001	3420	148	939
1600	4491	4623	3420	3620	2446	2881	69	1204
2000	2978	2912	4119	4158	3756	4040	62	325
4000	3532	3573	3514	3365	2829	2911	70	412

Table 12. Performance in Mflop/s of Cholesky Inversion on SGI Altix 3700, Intel Itanium2 computer, long complex arithmetic

r h s	n	RFPF				LAPACK			
		NO TRANS		TRANS		POTRS		PPTRS	
		U	L	U	L	U	L	U	L
100	50	3062	3009	3067	3054	3465	3500	1551	1528
100	100	4106	4106	4114	4109	4287	4314	2146	2129
100	200	4562	4559	4750	4748	4369	4381	2200	2605
100	400	4662	4647	4885	4920	4920	5044	2163	2927
100	500	4612	4612	4970	5007	4925	4717	2193	3005
100	800	4332	4313	4729	4675	4726	4376	1951	2765
100	1000	4487	4430	4492	4639	4542	4454	1046	1838
160	1600	4469	4369	4450	4524	4057	4287	428	1225
200	2000	4284	4335	4225	4385	4315	4464	290	726
400	4000	3847	3845	4420	4434	4398	4445	110	373

Table 13. Performance in Mflop/s of Cholesky Solution on SGI Altix 3700, Intel Itanium2 computer, long complex arithmetic

n	RFPF				LAPACK			
	NO TRANS		TRANS		POTRF		PPTRF	
	U	L	U	L	U	L	U	L
50	781	771	784	771	1107	739	495	533
100	1843	1788	1848	1812	1874	1725	879	825
200	3178	2869	2963	3064	2967	2871	1323	1100
400	3931	3709	3756	3823	3870	3740	1121	1236
500	4008	3808	3883	3914	4043	3911	1032	1257
800	4198	4097	4145	4126	3900	4009	612	1127
1000	4115	4038	4015	3649	3769	3983	305	697
1600	3851	3652	3967	3971	3640	3987	147	437
2000	3899	3716	3660	3660	3865	3835	108	358
4000	3966	3791	3927	4011	3869	4052	119	398

Table 14. Performance in Mflop/s of Cholesky Factorization on ia64 Itanium computer, long real arithmetic

n	RFPF				LAPACK			
	NO TRANS		TRANS		POTRI		PPTRI	
	u	l	u	l	u	l	u	l
50	633	659	648	640	777	870	508	460
100	1252	1323	1300	1272	1573	1760	815	810
200	2305	2442	2431	2314	2357	2639	1118	1211
400	3084	3199	3188	3094	3152	3445	1234	1363
500	3204	3316	3329	3218	3400	3611	1239	1382
800	3617	3741	3720	3640	3468	3786	1182	1268
1000	3611	3716	3637	3590	3456	3790	767	946
1600	3721	3802	3795	3714	3589	3713	500	609
2000	3784	3812	3745	3704	3636	3798	473	596
4000	3822	3762	3956	3851	3760	3750	467	614

Table 15. Performance in Mflop/s of Cholesky Inversion on ia64 Itanium computer, long real arithmetic

r h s	n	RFPF				LAPACK			
		NO TRANS		TRANS		POTRS		PPTRS	
		u	l	u	l	u	l	u	l
100	50	2409	2412	2414	2422	3044	3018	725	714
100	100	3305	3301	3303	3303	3889	3855	1126	1109
100	200	4149	4154	4127	4146	4143	4127	1526	1512
100	400	4398	4403	4416	4444	4469	4451	1097	1088
100	500	4313	4155	4374	4394	4203	4093	1054	1045
100	800	3979	3919	4040	4051	3969	4011	692	720
100	1000	3716	3608	3498	3477	3630	3645	376	372
160	1600	3892	3874	4020	3994	4001	4011	188	182
200	2000	4052	4073	4040	4020	4231	4203	119	119
400	4000	4245	4225	4275	4287	4330	4320	115	144

Table 16. Performance in Mflop/s of Cholesky Solution on ia64 Itanium computer, long real arithmetic

n	RFPF				LAPACK			
	NO TRANS		TRANS		POTRF		PPTRF	
	u	l	u	l	u	l	u	l
50	206	200	225	225	365	353	57	238
100	721	728	789	788	1055	989	120	591
200	2028	2025	2005	2015	1380	1639	246	1250
400	3868	3915	3078	3073	1763	3311	479	1975
500	4483	4470	4636	4636	4103	4241	585	2149
800	5154	5168	4331	4261	3253	4469	870	2399
1000	5666	5654	5725	5703	5144	5689	1035	2474
1600	6224	6145	5644	5272	5375	5895	1441	2572
2000	6762	6788	6642	6610	6088	6732	1654	2598
4000	7321	7325	7236	7125	6994	7311	2339	2641

Table 17. Performance in Mflop/s of Cholesky Factorization on SX-6 NEC computer with Vector Option, long real arithmetic

n	RFPF				LAPACK			
	NO TRANS		TRANS		POTRI		PPTRI	
	u	l	u	l	u	l	u	l
50	152	152	150	152	148	145	91	61
100	430	432	428	432	313	310	194	126
200	950	956	940	941	636	627	404	249
400	1850	1852	1804	1806	1734	1624	722	470
500	2227	2228	2174	2181	2180	2029	856	572
800	3775	3775	3668	3686	3405	3052	1186	842
1000	4346	4346	4254	4263	4273	3638	1342	985
1600	5313	5294	5137	5308	5438	4511	1690	1361
2000	6006	6006	5930	5931	5997	4832	1854	1536
4000	6953	6953	6836	6888	7041	4814	1921	2122

Table 18. Performance in Mflop/s of Cholesky Inversion on SX-6 NEC computer with Vector Option, long real arithmetic

r h s	n	RFPF				LAPACK			
		NO TRANS		TRANS		POTRS		PPTRS	
		U	L	U	L	U	L	U	L
100	50	873	870	889	886	1933	1941	88	88
100	100	2173	2171	2200	2189	3216	3236	181	179
100	200	4236	4230	4253	4245	4165	4166	352	347
100	400	5431	5431	5410	5408	5302	5303	648	644
100	500	5563	5562	5568	5567	5629	5632	783	779
100	800	6407	6407	6240	6240	5569	5593	1132	1128
100	1000	6578	6578	6559	6558	6554	6566	1325	1320
160	1600	6781	6805	6430	6430	6799	6809	1732	1727
200	2000	7568	7569	7519	7519	7406	7407	1920	1914
400	4000	7858	7858	7761	7761	7626	7627	2414	2410

Table 19. Performance in Mflop/s of Cholesky Solution on SX-6 NEC computer with Vector Option, long real arithmetic

n	RFPF				LAPACK			
	NO TRANS		TRANS		POTRF		PPTRF	
	U	L	U	L	U	L	U	L
2000	24.8460	24.2070	26.2493	27.3279	24.9569	13.0685	0.9389	0.4790
4000	39.0849	38.8042	41.1537	41.7441	38.4284	14.6297	0.7378	0.3879
6000	43.2940	43.9028	45.7611	45.6911	40.1301	14.6023	0.7212	0.3800
8000	48.2928	48.0530	50.1546	48.9082	40.1865	14.9028	-	-
10000	50.6669	50.0472	51.5198	50.8383	41.7279	14.9236	-	-
12000	47.9860	47.5107	50.6640	50.2138	43.1972	14.6511	-	-
14000	50.3806	50.6969	52.7881	52.3719	43.7816	14.5463	-	-
16000	51.2309	51.9454	53.5924	53.2322	44.0667	14.2067	-	-
18000	52.6901	52.2244	54.2978	53.5869	46.2805	14.5523	-	-
20000	53.6790	54.1209	54.3555	54.7896	45.8757	14.6236	-	-

Table 20. Performance in Gflop/s of Cholesky Factorization on Intel Tigerton computer, long real arithmetic. We use reference LAPACK-3.2.0 (from netlib) and MKL-10.0.1.014 multithreaded BLAS. Due to time limitation, the experiment was stopped for the packed storage format at $n = 6000$.

n	RFPF				LAPACK			
	NO TRANS		TRANS		POTRF		PPTRF	
	U	L	U	L	U	L	U	L
2000	29.9701	31.0403	29.2714	28.4205	13.2510	18.5249	0.6338	0.9229
4000	38.4338	39.1702	38.3199	37.7938	13.0367	18.1662	0.5080	0.7301
6000	38.6324	39.1249	39.0177	38.9534	12.8468	18.0594	0.4972	0.7149
8000	40.6770	40.7352	40.9032	39.8398	12.8871	17.9491	-	-
10000	41.3971	41.5932	41.6892	41.6400	12.6654	17.5897	-	-
12000	41.1646	40.8424	40.2776	40.4129	12.4705	17.5883	-	-
14000	42.1946	42.1400	41.2174	41.3633	12.4050	17.4173	-	-
16000	42.0274	42.2826	42.4457	42.3624	12.1912	17.2090	-	-
18000	42.2909	42.4922	41.9356	42.2480	12.1616	17.3289	-	-

Table 21. Performance in Gflop/s of Cholesky Inversion on Intel Tigerton computer, long real arithmetic. We use reference LAPACK-3.2.0 (from netlib) and MKL-10.0.1.014 multithreaded BLAS. Due to time limitation, the experiment was stopped for the packed storage format at $n = 6000$.

r h s	n	RFPF				LAPACK			
		NO TRANS		TRANS		POTRS		PPTRS	
		U	L	U	L	U	L	U	L
100	2000	0.7802	0.7759	0.7947	0.7897	0.7365	0.6691	0.8177	0.7628
100	4000	0.6925	0.6918	0.7130	0.7113	0.6462	0.6120	0.7310	0.7261
100	6000	0.6672	0.6639	0.6921	0.6937	0.5955	0.5773	0.7214	0.7193
100	8000	0.6494	0.6457	0.6787	0.6791	0.5524	0.5463	-	-
100	10000	0.6247	0.6194	0.6594	0.6579	0.5329	0.5269	-	-
100	12000	0.6228	0.6230	0.6512	0.6506	0.5336	0.5291	-	-
100	14000	0.5933	0.6181	0.6291	0.6309	0.5356	0.5271	-	-
100	16000	0.6020	0.6018	0.6265	0.6295	0.5095	0.5088	-	-
100	18000	0.6175	0.6164	0.6196	0.6184	0.5310	0.5232	-	-
100	20000	0.6092	0.6063	0.6022	0.6024	0.5221	0.5163	-	-

Table 22. Performance in Gflop/s of Cholesky Solution on Intel Tigerton computer, long real arithmetic. We use reference LAPACK-3.2.0 (from netlib) and MKL-10.0.1.014 multithreaded BLAS. Due to time limitation, the experiment was stopped for the packed storage format at $n = 6000$.

n	RFPF				LAPACK			
	NO TRANS		TRANS		POTRF		PPTRF	
	U	L	U	L	U	L	U	L
2000	25.0114	24.7273	27.9415	29.2117	31.7156	22.4987	19.1706	18.1686
4000	46.5472	46.6683	50.4646	52.1384	53.5300	39.1913	25.5211	23.0137
6000	57.7951	59.0809	62.8870	62.2730	63.7367	45.6812	34.4061	30.1288
8000	67.8673	70.0423	72.3038	68.6783	70.7858	48.2404	39.5816	31.3558
10000	76.6851	78.1704	78.9962	79.0753	75.8030	52.6184	42.2241	35.7579
12000	72.2916	74.1424	79.1635	78.9553	78.4410	57.9543	46.0673	41.0530
14000	79.5957	81.4214	85.3673	84.0138	82.1996	59.0167	46.5374	38.7725
16000	83.6760	84.8718	89.7696	87.4224	83.8289	58.7681	50.8717	45.3575
18000	86.6604	86.5750	89.3476	88.8508	86.7870	62.9814	52.5077	47.1880
20000	90.7187	92.3898	92.9467	91.9760	88.2639	64.3982	51.0705	43.1419

Table 23. Performance in Gflop/s of Cholesky Factorization on Intel Tigerton computer, long real arithmetic. We use MKL-10.0.1.014 multithreaded LAPACK and BLAS.

n	RFPF				LAPACK			
	NO TRANS		TRANS		POTRF		PPTRF	
	U	L	U	L	U	L	U	L
2000	29.7015	32.2611	29.5448	28.7837	13.8077	18.8739	0.6367	0.9238
4000	38.6352	39.5333	38.1630	37.9292	13.1999	18.1173	0.5069	0.7288
6000	38.7001	39.3848	38.5245	39.1682	12.8651	17.8524	-	-
8000	40.6456	41.2400	41.0437	40.9830	12.8791	17.9160	-	-
10000	41.5013	41.7725	42.4129	42.3191	12.7119	17.4713	-	-
12000	41.4199	41.2636	40.6651	40.5983	12.4945	17.6937	-	-
14000	42.0461	42.4899	41.8353	41.4583	12.4234	17.5004	-	-
16000	42.5350	42.7828	42.9538	42.4658	12.2014	17.2031	-	-
18000	42.0039	42.5616	42.3765	41.9941	12.2800	17.3990	-	-
20000	42.6296	43.0443	41.9921	41.9014	12.1434	17.3876	-	-

Table 24. Performance in Gflop/s of Cholesky Inversion on Intel Tigerton computer, long real arithmetic. We use MKL-10.0.1.014 multithreaded LAPACK and BLAS. Due to time limitation, the experiment was stopped for the packed storage format at $n = 4000$.

r h s	n	RFPF				LAPACK			
		NO TRANS		TRANS		POTRS		PPTRS	
		U	L	U	L	U	L	U	L
100	2000	0.1530	0.1439	0.1396	0.1432	0.1164	0.1093	0.1856	0.1482
100	4000	0.1516	0.1459	0.1486	0.1503	0.1077	0.1140	0.1545	0.1362
100	6000	0.1512	0.1451	0.1471	0.1493	0.1101	0.1065	0.1397	0.1223
100	8000	0.1490	0.1411	0.1429	0.1458	0.1085	0.1100	0.1192	0.1136
100	10000	0.1452	0.1408	0.1471	0.1430	0.1066	0.1088	0.1027	0.1019
100	12000	0.1407	0.1429	0.1452	0.1404	0.1079	0.1091	0.0958	0.0926
100	14000	0.1398	0.1406	0.1404	0.1388	0.1080	0.1100	0.0837	0.0843
100	16000	0.1374	0.1374	0.1411	0.1405	0.1075	0.1089	0.0786	0.0786
100	18000	0.1370	0.1366	0.1402	0.1396	0.1086	0.1087	0.0748	0.0745
100	20000	0.1362	0.1364	0.1394	0.1425	0.1065	0.1117	0.0699	0.0699

Table 25. Performance in Gflop/s of Cholesky Solution on Intel Tigerton computer, long real arithmetic. We use MKL-10.0.1.014 multithreaded LAPACK and BLAS.

n	n pr oc	Mflop/s		Times					
		PFTRF		in PFTRF				LAPACK	
		3	4	PO TRF	TR SM	SY RK	PO TRF	PO TRF	PP TRF
1	2	3	4	5	6	7	8	9	10
1000	1	2695	0.12	0.02	0.05	0.04	0.02	0.12	0.94
	5	7570	0.04	0.01	0.02	0.01	0.01	0.03	0.32
	10	10699	0.03	0.01	0.01	0.01	0.00	0.02	0.16
	15	18354	0.02	0.00	0.01	0.00	0.00	0.01	0.11
2000	1	2618	1.02	0.13	0.38	0.38	0.13	0.97	8.74
	5	10127	0.26	0.04	0.10	0.09	0.04	0.24	3.42
	10	17579	0.15	0.02	0.06	0.05	0.03	0.12	1.65
	15	23798	0.11	0.02	0.04	0.04	0.01	0.13	1.11
3000	1	2577	3.49	0.45	1.33	1.28	0.44	3.40	30.42
	5	11369	0.79	0.11	0.28	0.30	0.11	0.71	11.76
	10	19706	0.46	0.06	0.19	0.16	0.05	0.38	6.16
	15	29280	0.31	0.05	0.12	0.10	0.04	0.26	4.28
4000	1	2664	8.01	1.01	2.90	3.09	1.01	7.55	75.72
	5	11221	1.90	0.26	0.68	0.72	0.24	1.65	25.73
	10	21275	1.00	0.13	0.39	0.36	0.12	0.86	13.95
	15	31024	0.69	0.09	0.28	0.24	0.08	0.59	10.46
5000	1	2551	16.34	2.04	6.16	6.10	2.04	15.79	154.74
	5	11372	3.66	0.45	1.37	1.44	0.40	3.27	47.76
	10	22326	1.87	0.25	0.78	0.62	0.22	1.73	28.13
	15	32265	1.29	0.17	0.53	0.45	0.14	1.16	20.95

Table 26. Performance Times and Mflop/s of Cholesky Factorization on an IBM Power 4 computer, long real arithmetic, using SMP parallelism on 1, 5, 10 and 15 processors. Here vendor codes for Level 2 and 3 BLAS and POTRF are used, ESSL library version 3.3. UPLO = 'L'.

n	n pr oc	Mflop/s		Times					
		PFTRF		in PFTRF				LAPACK	
		3	4	PO TRF	TR SM	SY RK	PO TRF	PO TRF	PP TRF
1	2	3	4	5	6	7	8	9	10
1000	1	1587	0.21	0.03	0.09	0.07	0.03	0.19	1.06
	5	4762	0.07	0.02	0.02	0.02	0.02	0.07	1.13
	10	5557	0.06	0.01	0.01	0.02	0.02	0.06	1.12
	15	5557	0.06	0.02	0.01	0.01	0.02	0.06	1.11
2000	1	1668	1.58	0.22	0.63	0.52	0.22	1.45	11.20
	5	6667	0.40	0.07	0.13	0.13	0.07	0.38	11.95
	10	8602	0.31	0.06	0.07	0.11	0.07	0.25	11.24
	15	9524	0.28	0.06	0.06	0.08	0.08	0.23	11.66
3000	1	1819	4.95	0.62	1.98	1.72	0.63	4.86	45.48
	5	6872	1.31	0.20	0.42	0.48	0.20	1.38	55.77
	10	12162	0.74	0.14	0.22	0.21	0.16	0.76	46.99
	15	12676	0.71	0.14	0.16	0.30	0.16	0.61	45.71
4000	1	1823	11.70	1.52	4.62	4.01	1.55	11.86	112.52
	5	7960	2.68	0.40	0.94	0.92	0.42	2.74	112.77
	10	14035	1.52	0.26	0.47	0.49	0.30	1.61	112.53
	15	17067	1.25	0.24	0.37	0.35	0.29	1.29	111.67
5000	1	1843	22.61	2.92	8.76	8.00	2.93	23.60	218.94
	5	8139	5.12	0.77	1.81	1.80	0.74	5.45	221.58
	10	14318	2.91	0.50	0.97	0.93	0.51	3.11	214.54
	15	17960	2.32	0.45	0.72	0.68	0.47	2.40	225.08

Table 27. Performance in Times and Mflop/s of Cholesky Factorization on SUN UltraSPARC-IV computer, long real arithmetic, with a different number of Processors, testing the SMP Parallelism. The implementation of PPTRF of sunperf does not show any SMP parallelism. UPLO = 'L'.

	factorization		inversion		solution	
	PF/PO	PF/PP	PF/PO	PF/PP	PF/PO	PF/PP
50	0.99	1.47	1.23	1.29	1.10	3.43
100	1.20	1.87	1.03	1.66	1.04	2.98
200	0.97	2.55	0.97	2.11	1.12	3.04
400	1.02	2.88	1.05	2.50	1.08	3.00
500	0.99	2.91	0.95	2.53	1.09	3.02
800	0.99	3.25	0.98	2.95	1.15	3.95
1000	0.98	3.95	0.98	3.77	1.37	5.08
1600	0.99	4.46	1.07	4.43	1.19	6.46
2000	0.97	4.67	0.99	4.73	1.20	6.84
4000	0.91	5.82	1.04	6.69	1.77	16.05

Table 28. Speedup of Cholesky Factorization/Inversion/Solution on SUN UltraSPARC IV+ computer, long real arithmetic. The original data is presented in Appendix A in Tables 2, 3 and 4.

	factorization		inversion		solution	
	PF/PO	PF/PP	PF/PO	PF/PP	PF/PO	PF/PP
50	1.16	1.31	1.26	1.23	0.92	1.92
100	1.01	1.32	1.09	1.53	1.02	1.84
200	1.01	1.41	0.98	1.60	1.08	1.76
400	0.97	1.45	1.01	1.56	1.06	1.68
500	0.97	1.47	1.00	1.62	1.06	1.76
800	0.98	2.19	1.01	2.20	1.09	3.17
1000	0.98	2.35	1.00	2.37	1.19	3.64
1600	0.97	2.41	0.94	2.50	1.12	4.13
2000	0.96	2.47	0.90	2.58	1.17	4.43
4000	0.99	4.11	0.95	5.31	1.21	13.39

Table 29. Speedup of Cholesky Factorization/Inversion/Solution on SUN UltraSPARC IV+ computer, long complex arithmetic. The original data is presented in Appendix A in Tables 5, 6 and 7.

	factorization		inversion		solution	
	PF/PO	PF/PP	PF/PO	PF/PP	PF/PO	PF/PP
50	1.34	2.18	1.21	1.97	0.78	5.15
100	1.05	2.32	1.11	2.30	0.87	4.48
200	1.05	2.58	1.05	2.56	0.97	3.61
400	1.00	3.96	1.07	2.65	1.02	3.13
500	0.97	4.44	0.99	2.61	0.97	2.90
800	0.95	4.77	1.01	2.42	1.18	2.69
1000	1.07	4.96	1.05	2.45	1.03	2.25
1600	1.14	22.76	1.05	3.36	1.13	8.71
2000	1.08	38.20	1.28	21.14	1.05	11.83
4000	0.93	43.12	1.18	23.77	1.01	23.92

Table 30. Speedup of Cholesky Factorization/Inversion/Solution on SGI Altix 3700, Intel Itanium 2 computer, long real arithmetic. The original data is presented in Appendix A in Tables 8, 9 and 10.

	factorization		inversion		solution	
	PF/PO	PF/PP	PF/PO	PF/PP	PF/PO	PF/PP
50	0.99	1.01	1.06	1.22	0.88	1.98
100	1.02	1.24	1.12	1.32	0.95	1.92
200	1.05	1.43	1.03	1.48	1.08	1.82
400	1.10	1.51	1.03	1.47	0.98	1.68
500	1.03	1.50	1.04	1.46	1.02	1.67
800	1.03	1.59	1.09	1.50	1.00	1.71
1000	1.04	3.28	1.25	5.35	1.02	2.52
1600	1.27	7.07	1.60	3.84	1.06	3.69
2000	1.02	12.39	1.03	12.79	0.98	6.04
4000	1.02	22.58	1.23	8.67	1.00	11.89

Table 31. Speedup of Cholesky Factorization/Inversion/Solution on SGI Altix 3700, Intel Itanium 2 computer, long complex arithmetic. The original data is presented in Appendix A in Tables 11, 12 and 13.

	factorization		inversion		solution	
	PF/PO	PF/PP	PF/PO	PF/PP	PF/PO	PF/PP
50	0.71	1.47	0.76	1.30	0.80	3.34
100	0.99	2.10	0.75	1.62	0.85	2.94
200	1.07	2.40	0.93	2.02	1.00	2.72
400	1.02	3.18	0.93	2.35	0.99	4.05
500	0.99	3.19	0.92	2.41	1.05	4.17
800	1.05	3.72	0.99	2.95	1.01	5.63
1000	1.03	5.90	0.98	3.93	1.02	9.88
1600	1.00	9.09	1.02	6.24	1.00	21.38
2000	1.01	10.89	1.00	6.40	0.96	34.23
4000	0.99	10.08	1.05	6.44	0.99	29.77

Table 32. Speedup of Cholesky Factorization/Inversion/Solution on ia64 Itanium computer, long real arithmetic. The original data is presented in Appendix A in Tables 14, 15 and 16.

	factorization		inversion		solution	
	PF/PO	PF/PP	PF/PO	PF/PP	PF/PO	PF/PP
50	0.62	0.95	1.03	1.67	0.46	10.10
100	0.75	1.34	1.38	2.23	0.68	12.15
200	1.24	1.62	1.50	2.37	1.02	12.08
400	1.18	1.98	1.07	2.57	1.02	8.38
500	1.09	2.16	1.02	2.60	0.99	7.11
800	1.16	2.15	1.11	3.18	1.15	5.66
1000	1.01	2.31	1.02	3.24	1.00	4.96
1600	1.06	2.42	0.98	3.14	1.00	3.93
2000	1.01	2.61	1.00	3.24	1.02	3.94
4000	1.00	2.77	0.99	3.28	1.03	3.26

Table 33. Speedup of Cholesky Factorization/Inversion/Solution on SX-6 NEC computer, long real arithmetic. The original data is presented in Appendix A in Tables 17, 18 and 19.

	factorization		inversion		solution	
	PF/PO	PF/PP	PF/PO	PF/PP	PF/PO	PF/PP
2000	1.10	29.11	1.68	33.63	1.08	0.97
4000	1.09	56.58	2.16	53.65	1.10	0.98
6000	1.14	63.45	2.17	54.73	1.16	0.96
8000	1.25	–	2.28	–	1.23	–
10000	1.23	–	2.37	–	1.24	–
12000	1.17	–	2.34	–	1.22	–
14000	1.21	–	2.42	–	1.18	–
16000	1.22	–	2.47	–	1.24	–
18000	1.17	–	2.45	–	1.17	–
20000	1.19	–	2.48	–	1.17	–

Table 34. Speedup of Cholesky Factorization/Inversion/Solution on quad-socket quad-core Intel Tigerton computer, long real arithmetic. We use reference LAPACK-3.2.0 (from netlib) and MKL-10.0.1.014 multithreaded BLAS. The original data is in Appendix A in Tables 23, 24 and 25. For the solution phase, $nrhs$ is fixed to 100 for any n . Due to time limitation, the experiment was stopped for the packed storage format at $n = 6000$.

	factorization		inversion		solution	
	PF/PO	PF/PP	PF/PO	PF/PP	PF/PO	PF/PP
2000	0.92	1.52	1.71	34.92	1.31	0.82
4000	0.97	2.04	2.18	54.24	1.33	0.98
6000	0.99	1.83	2.21	–	1.37	1.08
8000	1.02	1.83	2.30	–	1.35	1.25
10000	1.04	1.87	2.43	–	1.35	1.43
12000	1.01	1.72	2.34	–	1.33	1.52
14000	1.04	1.83	2.43	–	1.28	1.67
16000	1.07	1.76	2.50	–	1.30	1.80
18000	1.03	1.70	2.45	–	1.29	1.87
20000	1.05	1.82	2.48	–	1.28	2.04

Table 35. Speedup of Cholesky Factorization/Inversion/Solution on quad-socket quad-core Intel Tigerton computer, long real arithmetic. We use MKL-10.0.1.014 multithreaded LAPACK and BLAS. The original data is presented in Appendix A in Tables 23, 24 and 25. For the solution phase, $nrhs$ is fixed to 100 for any n . Due to time limitation, the experiment was stopped for the packed storage format inversion at $n = 4000$.