



Towards conceptual clarity for NAMAs

Olsen, Karen Holm

Publication date:
2013

[Link back to DTU Orbit](#)

Citation (APA):
Olsen, K. H. (2013). Towards conceptual clarity for NAMAs. Sound/Visual production (digital)

General rights

Copyright and moral rights for the publications made accessible in the public portal are retained by the authors and/or other copyright owners and it is a condition of accessing publications that users recognise and abide by the legal requirements associated with these rights.

- Users may download and print one copy of any publication from the public portal for the purpose of private study or research.
- You may not further distribute the material or use it for any profit-making activity or commercial gain
- You may freely distribute the URL identifying the publication in the public portal

If you believe that this document breaches copyright please contact us providing details, and we will remove access to the work immediately and investigate your claim.

Towards conceptual clarity for NAMAs

Karen Holm Olsen, Senior Researcher

kaol@dtu.dk

NAMA Partnership brainstorming

By UNFCCC coordinated webinar, Wednesday 22 May 2013, 9 AM & 16 PM
CET

Outline:

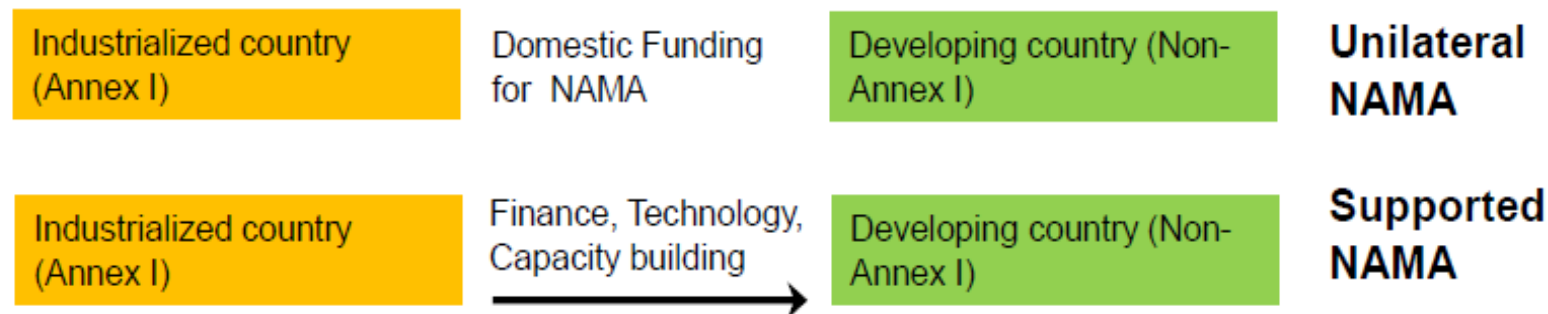
- The NAMA conceptual un-clarity
- Towards a clarification - distinguish between different concepts of NAMAs
- Questions for discussion



The NAMA conceptual un-clarity

What is a NAMA?

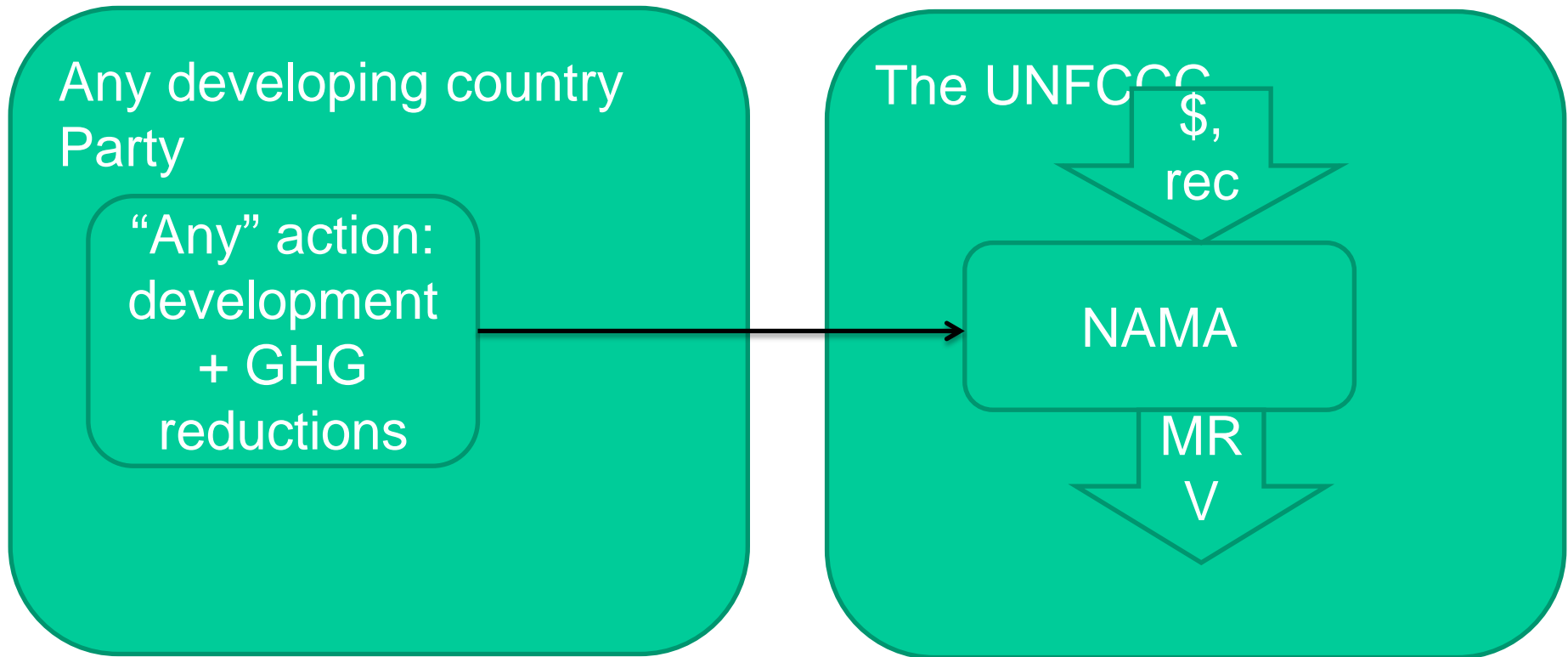
No internationally agreed upon definition exists; however **2 categories** have emerged:



At a later stage, carbon markets may also be a mechanism in the long run to attract resources for NAMAs. The role of carbon markets in financing NAMAs is under discussion among various stakeholders and includes the concept of **credited NAMAs**. However, this concept is neither used in any of the official documents nor has it yet been formally established.

Source: GIZ NAMA Tool, 2013

In practice: a tag



Source: NAMA Partnership webinar, 22 May

Avenues

- Political: “pledges”, e.g. Copenhagen Accord, and INF.12
- Technical/implementation: individual NAMAs, e.g. under the registry

Source: NAMA Partnership webinar, 22 May

The un-clarity

- National goals for emission reductions and/or sustainable development have been submitted to the UNFCCC Secretariat by 55 Non-Annex 1 Parties and may be termed *Political NAMAs or Pledges*
- Actions to achieve the national mitigation or SD goals have been submitted to the UNFCCC Registry for support or recognition and may be termed *Individual NAMAs*
- The un-clarity consists of a lack of commonly agreed concepts/definitions to describe the diversity of NAMAs including, how to distinguish between NAMAs as national mitigation goals and NAMAs as individual actions

Towards a clarification

Understanding the diversity of NAMAs

SBI Work Programme

- COP at Doha established a work programme to further the understanding of the diversity of NAMAs submitted to UNFCCC.
- An in-session workshop will be organized during the SBs in June.
- This is the continuation of the process of clarification of pledges that the COP established in Cancun.
- A **new INF** document containing all the NAMAs submitted to date has been made available for the upcoming SB session here:
http://unfccc.int/documentation/documents/advanced_search/items/6911.php?priref=600007348

Source: UNFCCC presentation on 'Status of negotiations on NAMAs', Lesotho 16-19 April 2013

UNEP Pledge Pipeline

– Pledges/National mitigation goals

Pledge from Wikipedia, may refer to:

- A promise similar to an oath
- A promise to donate funds, as in a pledge drive

Country or Group of Countries	Historic GHG Source	1990 MCO2eq	2005 MCO2eq	2010 MCO2eq	2020 MCO2eq	2020 GiCO2eq with reductions	Base year of the pledge	GHG emission in the Base year of the pledge GiCO2eq LULUCF	GHG emission in the Base year of the pledge excl. LULUCF	Pledges for 2020 compared to base year(%)	Pledges for 1990 (%)	2050 GiCO2 BAU	2050 GiCO2eq with reductions	Pledges for 2050 compared to base year(%)											
Non-Annex I countries	UNFCCC data or:	17418.89	16399.45	27029.50	24539.89	31816.41	28938.74	38016.20	34334.70	34.813	33.627														
Major developing countries and countries with Mitigation Pledges officially announced												72.961	33.778	78.052	76.014										
Antigua and Barbuda	UNFCCC, GHG data	1990	8266.3	7689.3	14984.7	12991.4	19688.6	16821.7	27987.2	24311.7	24.784	23.604													
Brazil	2010: GAP3 averages	1990	0.3	0.4	2000	0.6	0.6			1990	0.0004	-25.0%	-25.0%												
China PR	2005 (2nd national comm) & 2010: GAP3 averages	1994	1389.1	576.5	2191.9	862.8	2478.0	1174.0	3226.0	1832.0	2.966	1.977	3.24	-36.1%	-38.9%	49%	42%	2.753	2.753	2.753	0%	0%			
Costa Rica	2nd National communication	1994	3650.1	4057.6	7048.3	7467.1	10101.0	10269.0	14280.0	13838.0	13.561	13.561							29.849	29.849	29.849	0%	0%		
India	2005 & 2010: GAP3 averages, 2nd NC	1994	1228.5	6.1	2007	8.6	12.1	10.0	13.0	14.0	0.000	0.000	2020	0.000	0.0%	0.0%	-100%	-100%			0.000	0.000	-100%	-100%	
Indonesia	2005 & 2010: Indonesia's 2nd National Communication	1994	1228.5	1214.2	2007	1717.1	1948.7	2400.0	4600.0	4600.0	4.370	4.232	2020	4.600	-5.0%	-8.0%	260%	249%	9.025	9.025	9.025	0%	0%		
Israel	UNFCCC, GHG data	1996	464.6	266.8	1791.4	665.5	2500.0	700.0	2950.0	1200.0	2.183	1.741	2020	2.950	-26.0%	-41.0%	718%	552%	2.913	2.913	2.913	0%	0%		
Kazakhstan	UNFCCC, GHG data	1996	62.7	63.1	73.3	73.7	75.0	75.4	107.0	108.0	0.086	0.086	2020	0.11	-20.0%	-20.0%									
Maldives	UNFCCC, GHG data	1994	360.1	360.1	219.0	234.3	296.7	262.7	290.0	290.0	0.247	0.247	2020	0.290	-15.0%	-15.0%	-32%	-32%			0.218	0.218	-25%	-25%	
Marshall Islands	UNFCCC has no data	1994	0.2	0.2	1994	0.2	0.2	0.2	0.2	0.0	0.0	0.000	0.000	2020	0.000	-100%	-100%			0.000	0.000	-100%	-100%		
Mexico	2010: GAP3 averages	2006	425.3	425.3	2006	711.7	641.4	691.0	672.0	881.7	881.7	0.882	0.817	2020	0.882	0.0%	-30.0%	107%	45%	2.239	1.120	1.120	-50%	-50%	
Moldova	UNFCCC, GHG data	1994	41.2	42.9	10.5	11.9	12.5	12.5	20.0	20.0	0.032	0.032	1990	0.043	-25.0%	-25.0%									
Papua New Guinea	UNFCCC, GHG data	1994	4.8	5.0							0.003	0.003	1990	0.005	-50.0%	-50.0%					0.000	0.000			
Samoa	UNFCCC, GHG data, 2nd National Communication	1994	0.5	0.6	2007	-0.4	0.4	0.000	0.000												0.000	0.000			
Singapore	2010: GAP3 averages	2006, 2010, 2020 BAU, GAP3 averages	1994	26.9	26.9	2000	38.8	38.8	40.0	40.0	74.0	74.0	0.062	0.062	2020	0.074	-16.0%	-16.0%	131%	131%	1.278	1.278	1.278	0%	0%
South Africa	2005, 2010, 2020 BAU, GAP3 averages	1994	330.4	347.3	583.0	466.0	560.0	396.0	721.5	637.0	0.722	0.476	2020	0.722	0.0%	-34.0%	108%	37%	1.278	1.278	1.278	0%	0%		
South Korea	3rd National Communication	1994	273.3	296.4	537.9	570.3	2009	564.7	607.6	813.0	813.0	0.569	0.569	2020	0.813	-30.0%	-30.0%	92%	92%	0.927	0.927	0.927	0%	0%	

The Pledge Pipeline is available here: www.unep.org/climatechange/pledgepipeline

The UNEP Emission Gap Report is published annually with input from the UNEP Risø Pledge Pipeline

Individual NAMAs submitted to UNFCCC Registry

- NAMA seeking support for preparation
- NAMA seeking support for implementation
- Other NAMAs for recognition
- Information on support for NAMAs

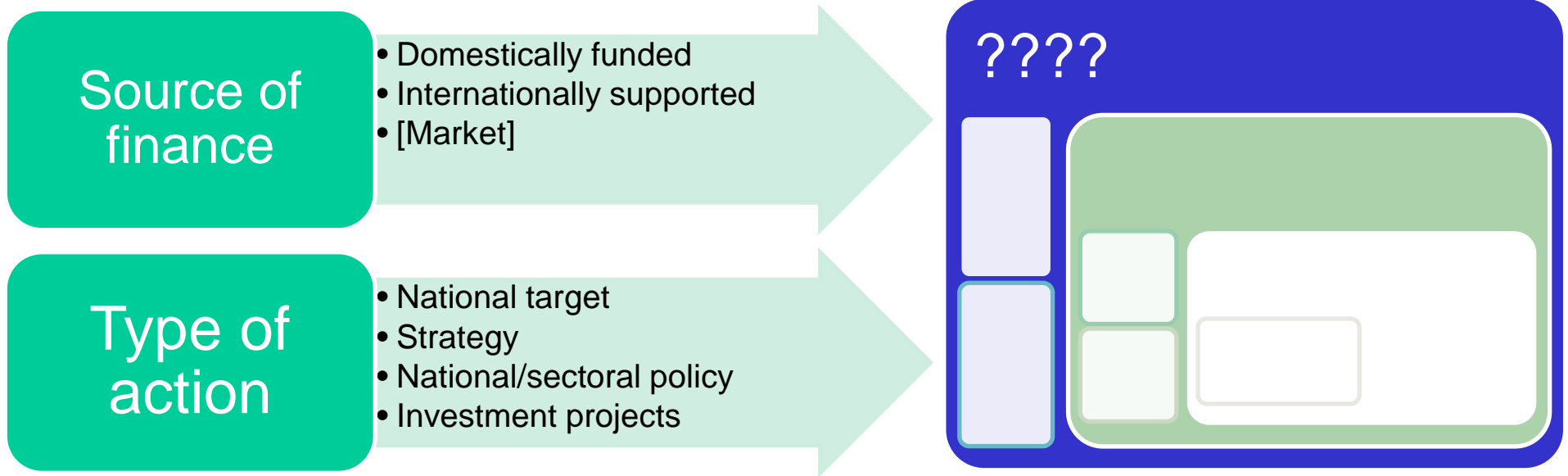
Source: UNFCCC website: http://unfccc.int/cooperation_support/nama/items/6945.php

UNEP Risø NAMA Pipeline – Individual NAMAs

ID	Title	Region	Sub-region	Country	Sector	Type	Sub-type	Technical description	NAMA category	Level of implementation	MRV indicators	SD indicators	Emission reduction goal
NAMA0200	NAMA in Renewable Energy and	Africa	West Africa	Mali	EE & Renewable energy	EE+Solar+Wind+Hydro		A list of 14 activities	External support for preparation	Seeking Support			
NAMA0201	NAMA in the Forestry sector	Africa	West Africa	Mali	Forests	Afforestation+Reforestation		A list of 10 activities	External support for preparation	Seeking Support			
NAMA0202	Interurban Electric Rail NAMA	Africa	East Africa	Ethiopia	Rail: electrification	Cargo transport		50% of road cargo	External support for preparation	Seeking Support			
NAMA0203	Clean Production Agreements in Chile	Latin America	South America	Chile	All	All		74 CPA signed + 10 new/yr until 2020	For recognition	Ongoing			
NAMA0204	Implementation of a National Forestry and Climate Change Strategy, including the development and	Latin America	South America	Chile	Forests	Afforestation+Reforestation			External support for implementation	Seeking Support	Being developed together with REDD+ & FCPF		
NAMA0205	Sustainable production with low-emission technologies in agriculture	Latin America	South America	Uruguay	Agricultural waste	Biomass energy			External support for preparation	Seeking Support			
NAMA0206	Sustainable Housing Programme	Latin America	South America	Uruguay	EE lighting+Solar water heaters	Wind		60 m2 houses for 3 persons	External support for preparation	Seeking Support		Target: Lower income families	
NAMA0207	High Integration Program of Wind Energy	Latin America	South America	Uruguay	Wind	Solar	Solar PV		External support for preparation	Seeking Support			20% of electricity from wind in 2015
NAMA0208	First introduction of Photovoltaic Solar Energy in the national electrical grid.	Latin America	South America	Uruguay	Renewable energy	Solar		Two plants	External support for implementation	Seeking Support	National Statistics		200 MW of solar in 2020
NAMA0209	LNG Terminal with regasification capacity of 10.000.000m3/d of natural gas	Latin America	South America	Uruguay	Natural gas supply	LNG terminal			For recognition	Under implementation	National Statistics		
NAMA0210	Promotion of renewable energy participation in the Uruguayan primary	Latin America	South America	Uruguay	Renewable energy	Biofuels, Biomass, Wind, Solar			For recognition	Ongoing	National Statistics		55% of energy supply is from renewables in 2015
NAMA0211	Sustainable Urban Transport Initiative	Asia & Pacific	Southeast Asia	Indonesia	Transport	Public transport, traffic management, EE, alternative fuels, non-			External support for implementation	Design of local plans ongoing	km of biking lanes, travel speed, network coverage etc	Air-quality, Accessibility, Equity, Road safety, City livability	Urban Transport emissions 15% below BAU in 2020 in the pilot cities
NAMA0212	Expanding self-supply renewable energy systems (SSRES) in Chile	Latin America	South America	Chile	Renewable energy in Industry, Agriculture and Commercial	Bioenergy, Hydro, Wind, Geothermal, Solar & Tidal			External support for implementation	NAMA still under design	Emission reduction worksheets for each unit	Jobs, private sector leveraging	Contribute of Chile's pledge of 20% below 2020 emissions
NAMA0213	Supporting Implementation of 100% Renewable Electricity by 2020	Asia & Pacific	Pacific	Cook Islands	Renewable energy	Bioenergy, Wind, Solar + EE			External support for implementation	Seeking Support	% electricity from diesel replaced by renewables	Local air pollution reduction, leaks of diesel from storage	100% renewable electricity by 2020 with a phased-in implementation plan that achieves 50% by 2015
NAMA0214	National Program for Catalyzing Industrial and Commercial Organic	Latin America	South America	Chile	Agroindustry, Fisheries, livestock, services	Wine, fruits, crops, salmon, poultry, pigs, pruning, food		Five organic waste management facilities to Pilot projects for steam & hot water for laundry, swimming pools,	External support for implementation	Seeking Support	Biogas/ton waste, energy/ton waste	Jobs created, critical environment episodes	Contribute of Chile's pledge of 20% below 2020 emissions
NAMA0215	Tourism and Waste in the Dominican Republic	Latin America	Caribbean	Dominican Republic	High-density touristic areas	Biomass energy	Shrub clippings & separated waste		External support for implementation	A feasibility study is already done			

Source: UNEP Risø NAMA Pipeline, 1 April 2013 – www.namapipeline.org

Typologies



Source: NAMA Partnership webinar, 22 May

NAMA typology of actions

Renewable Energy	Biomass	Solid residues	Mustard crop residues
			Other agricultural residues
			Rice husk
			Bagasse power
			Other forest residues
		Liquid residues	Sawmill waste
			Palm oil solid waste
			Poultry litter
			Black liquor
			Domestic manure
	Fuel production	Industrial waste	
		Livestock manure	
		Palm oil waste	
		Wastewater	
Other	Biodiesel		
	Biomass briquettes		
	Charcoal production		
	Gasification of biomass		
Hydro		Forest biomass	
		Switch from fossil fuel to piped biogas	
		Stoves	
		Existing dam	
Wind		Higher efficiency hydro power	
		New dam	
		Run of river	
Solar	PV	Wind	
		Solar PV	
	Thermal	Solar PV water disinfection	
		Solar thermal	
		Solar thermal power	
Geothermal		Solar water heating	
		Geothermal electricity	
Tidal		Geothermal heating	
		Tidal	

Questions for discussion

Discussion

- Is the distinction between Pledges/'Political NAMAs' and Individual NAMAs/actions adequate and useful?
- How can URC contribute to clarify the concept(s) of NAMAs?
- Would it clarify the concepts of NAMAs, if 'pledges' were removed from the URC NAMA Pipeline and *all* pledges - also the 'bla, bla, bla..' NAMAs with no quantifiable ERs –were included in the Pledge pipeline?