



Biogas i DK

Klinge Jacobsen, Henrik; Münster, Marie

Publication date:
2014

[Link back to DTU Orbit](#)

Citation (APA):
Klinge Jacobsen, H., & Münster, M. (2014). Biogas i DK. Sound/Visual production (digital)

General rights

Copyright and moral rights for the publications made accessible in the public portal are retained by the authors and/or other copyright owners and it is a condition of accessing publications that users recognise and abide by the legal requirements associated with these rights.

- Users may download and print one copy of any publication from the public portal for the purpose of private study or research.
- You may not further distribute the material or use it for any profit-making activity or commercial gain
- You may freely distribute the URL identifying the publication in the public portal

If you believe that this document breaches copyright please contact us providing details, and we will remove access to the work immediately and investigate your claim.

Biogas i DK

Henrik Klinge Jacobsen og Marie Münster
DTU Management Engineering

25/2 2014 Østfold Forskning

BioValueChain Workshop 24-26 January 2014, Fredrikstad



Denmark and biogas production

Denmark

- Population: 5.6 million (116/km²)
- Total area: 43.098 km²
- Arable land: 2.6 million hectares (64 %)
- Cattle: 1.6 million (dairy cattle 550.000)
- Pigs: 12.5 million

Greenhouse gas from agricultural sector: 18%
(Global average 13.5%)

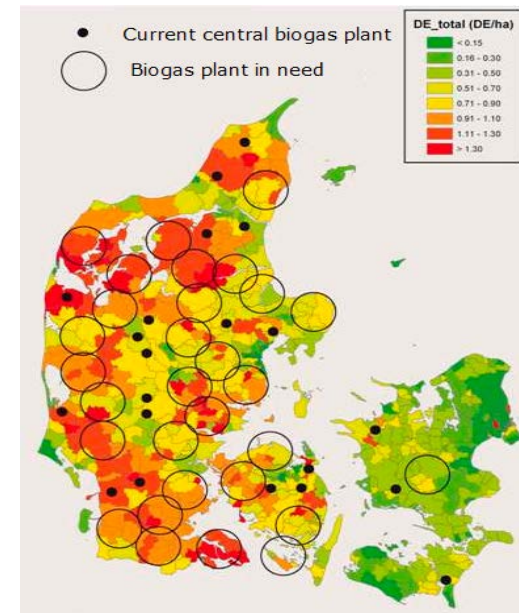
- ➔
- Energy and environment strategy
 - No fossil fuel by 2050
 - 50% of animal manure for biogas production by 2020



www.at-rejse-er-at-leve.dk

Biogas production in Denmark

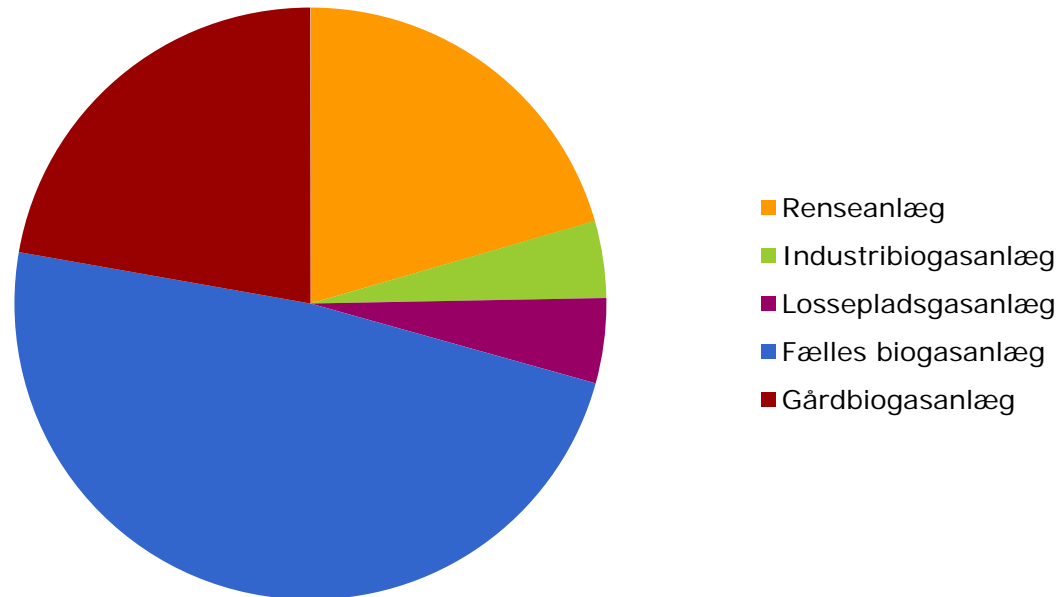
- First generation from 1978 meant to provide a substitute during the oil crisis :
Failure due to lack of experience
- Second generation from 1984
 - A large scale central biogas plant (run by engineers)
 - Co-digestion (Bigadan in 1986)
 - Denmark the first country using co-digestion
 - Economic profitability (building 20 central plants by 1998)
- Dark Period from 1998-2011
 - No new central biogas plants
 - Energy efficiency policy by new government)
- Current state
 - 22 central biogas plants
 - over 65 farm scale plants
- New Momentum
 - Goal: 10 fold increase in biogas production by 2020



- Needed Biogas plants (30 more)
- Current central biogas plants (22 plants)

DK produktion 2012

Produktion 2012
(Total 4,4 PJ)

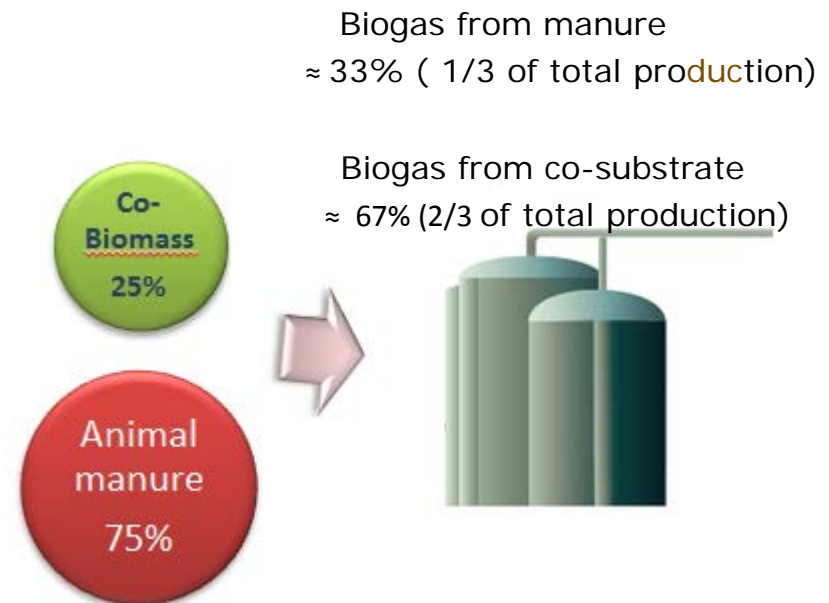


<http://www.ens.dk/info/nyheder/nyhedsarkiv/brug-majs-energiavgroeder-biogas-falder>

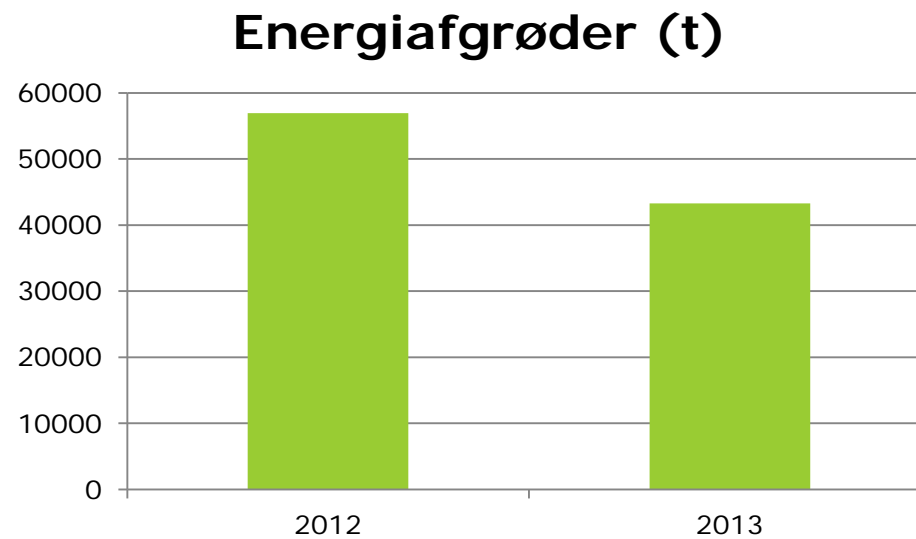
Co-digestion

Limited availability of biomass

- Problem : Energy potentials of animal manure → LOW
- Biomass needs to be mixed to boost "BIOGAS YIELD".
- Otherwise no profitability in biogas plants
- Current co-biomass used up (import)
- Biomass not available for new biogas plants
- Integration of underutilized biomass
- Issue of new biomass but little knowledge on energy potentials



Brug af energiafgrøder (majs, roer og græs)



<http://www.ens.dk/info/nyheder/nyhedsarkiv/brug-majs-energiagroeder-biogas-falder>

DK AD biomasse potentialer

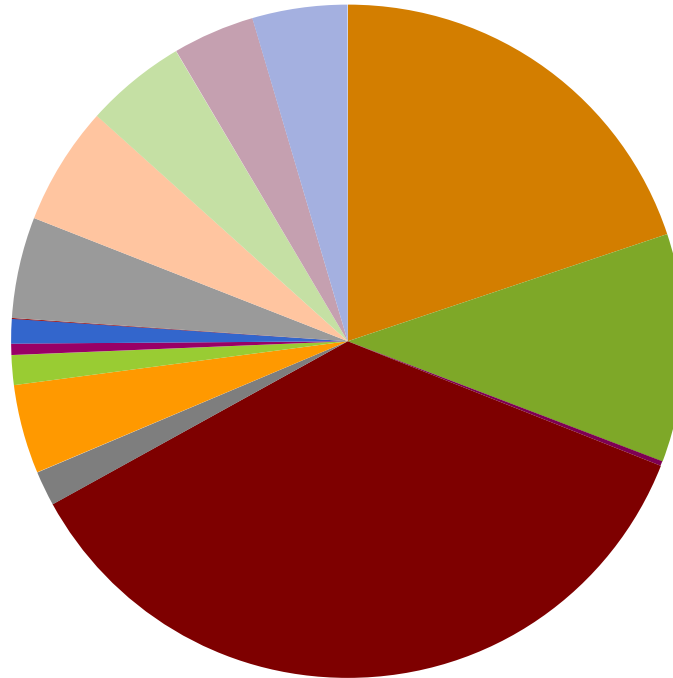
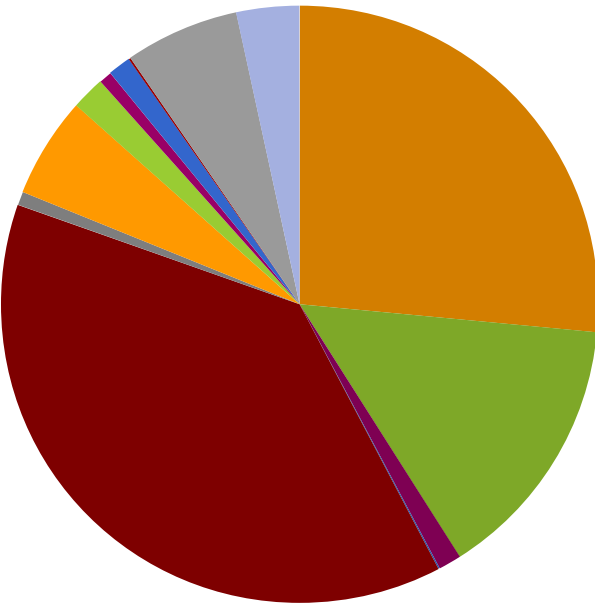
Potentiale 2012

(Total ~1400 mio Nm³ CH₄
eller ~50 PJ)

Potentiale 2020

(Total ~1750 mio Nm³ CH₄
eller ~60 PJ)

- Gylle, VS/TS=80 %
- Dybstrøelse, VS/TS=80 %
- Fast staldgødning, VS/TS=80 %
- Ajle, VS/TS=80 %
- Halm, VS/TS=95 %
- Efterafgrøder, VS/TS=90 %
- Naturarealer, VS/TS=90 %
- Randzoner, VS/TS=90 %
- Grøftkanter, VS/TS=90 %
- Have-parkaffald, VS/TS=90 %
- Akvatiske biomasser, VS/TS=90 %
- Husholdningsaffald, VS/TS=90 %
- Energimajs, VS/TS=95 %
- Energiroer, VS/TS=95 %
- Kløvergræs, VS/TS=90 %
- Roetopensilage, VS/TS=90 %



Usikkerheder på +/- 50% for flere biomasser

Industriaffald ikke opgjort. Mængden af husholdningsaffald forventes at falde, men det er uvist hvor meget.

For majs, roer og kløvergræs = 12 % af inputtet af forventet biomasse

<http://www.ens.dk/undergrund-forsyning/vedvarende-energi/bioenergi/biogas-taskforce/biomasse-biogas>

Organisk husholdningsaffald I

Grindsted renseanlæg siden 1997

(Samforgasning med spildevand)

- Ind

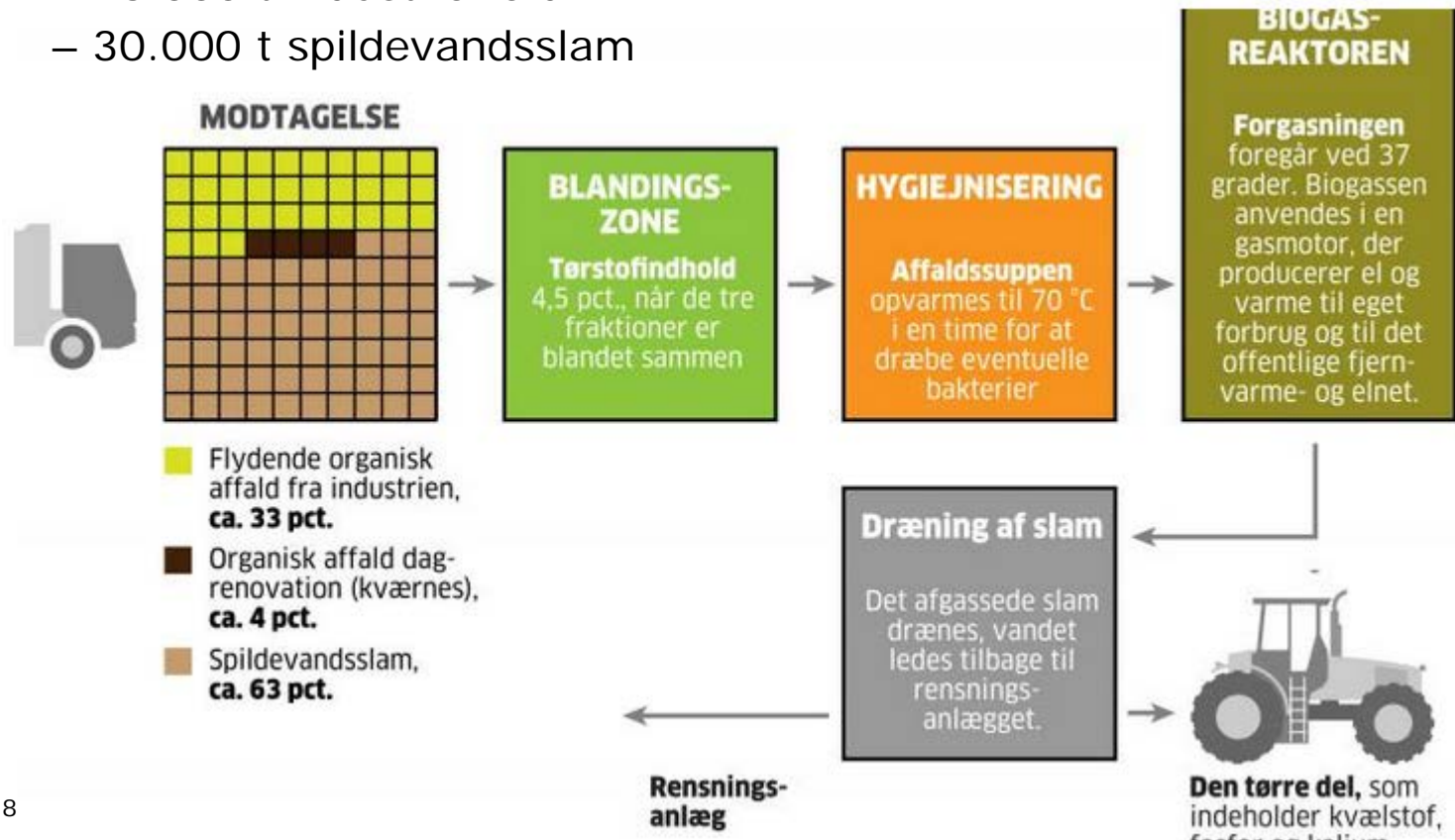
- 1.900 t sorteret husholdningsaffald (Billund/Grindsted)
- 16.000 t industriaffald
- 30.000 t spildevandsslam

- Ud

- > 1.28 mio Nm³ CH₄ (46 TJ)

<http://ing.dk/artikel/billund-vand-har-lavet-biogas-af-madaffald-i-15-ar-127927>

<http://www.billundvand.dk/energi>



Organisk husholdningsaffald II

Aikan, Holbæk siden 2003

(Tør bioforgasning)

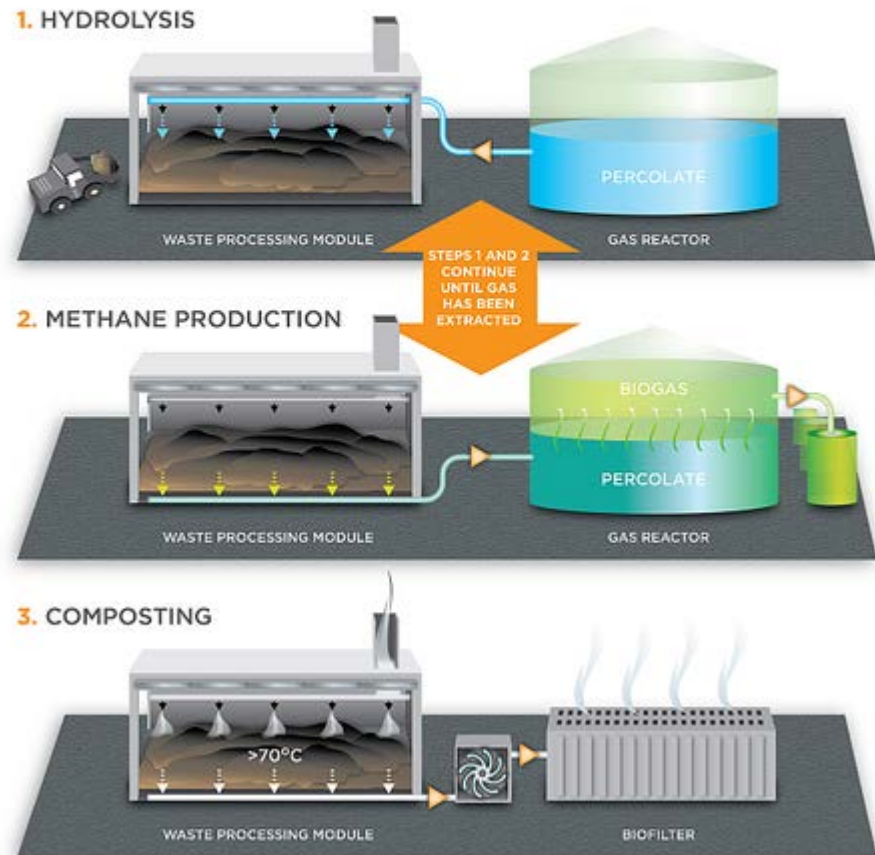
(9 nordvestsjællandiske kommuner)

- Ind
 - 18.000 t sorteret husholdningsaffald
 - 5.000 t haveaffald
 - 4.000 t spildevandsslam
- Ud
 - > 1 mio Nm³ CH₄ (36 TJ)
 - > 6.000 t kompost

<http://www.aikantechnology.com/documentation/projects.html>

<http://www.aikantechnology.com/how-it-works/batch-processing.html>

THE AIKAN 3-STEP PROCESS



Forskning

- Mere biomasse til biogas produktion
 - **gylle** – separering/ vådekspllosion og efterbehandling af fiberfraktion og foderstrategier
 - **husholdningsaffald** – REnescience (blandet affald - trykkogning og enzymer)/ AIKAN (sorteret affald - tør bioforgasning)/N.C. Miljø (blandet affald - mekanisk sortering)
 - **halm** – ekstrudering/ trykkogning/ syre/base behandling/ brikketering
 - **dybstrøelse** – forbehandling/ håndtering
 - **alger og tang** – biogaspotentialer
 - **efterafgrøder** – biogaspotentialer
 - **energi afgrøder** (pil, elefantgræs, ensileret græs, hvedehalm) – neddeling/ vådekspllosion
 - **slam** – flashbehandling og kemisk/termisk hydrolyse

Forskning II

- **Procesoptimering**
 - processtyring og biosensorer
 - brintkontrol
 - skumkontrol
 - seriedrift
 - optimeret gårdbiogasanlæg
 - samproduktion med bioethanol
 - reaktor omrøringsprocedurer
 - regulering og styring af kraftvarme
 - måling og reduktion af emissioner
- **Opgradering** af biogas til naturgaskvalitet (bl.a. ved tilsætning af brint)
 - kemisk og biologisk (SYMBIO, Sabatier, Electrochaea, membran, SOEC)
- **Transmission**
 - Biogas transmissionsnet
 - Rammebetingelser for biogas i naturgasnettet

<http://www.energiforskning.dk>

<http://www.biopress.dk/artikler/artikler-biogas-kronologisk>